

# Asserballe 1 Mini RR 20-05-2016


Sunday

Red - 1230-1250

Qualifying started at 12:29:52

Asserballe 0,765 km

22-05-2016 12:30



Lap	Lap Tm	Diff	Time of Day	Lap	Lap Tm	Diff	Time of Day	Lap	Lap Tm	Diff	Time of Day								
<b>(32) Martin Simonsen</b>																			
1	44.054	+1.661	12:32:55.817	6	1:21.404	+38.249	12:37:13.184	1	45.883	+1.372	12:33:30.831								
2	50.803	+8.410	12:33:46.620	7	43.785	+0.630	12:37:56.969	2	45.521	+1.010	12:34:16.352								
3	43.613	+1.220	12:34:30.233	8	46.053	+2.898	12:38:43.022	3	45.543	+1.032	12:35:01.895								
4	43.682	+1.289	12:35:13.915	9	46.285	+3.130	12:39:29.307	4	44.699	+0.188	12:35:46.594								
5	43.330	+0.937	12:35:57.245	10	<b>43.155</b>		12:40:12.462	5	45.162	+0.651	12:36:31.756								
6	43.033	+0.640	12:36:40.278	11	43.219	+0.064	12:40:55.681	6	44.567	+0.056	12:37:16.323								
7	43.344	+0.951	12:37:23.622	12	49.980	+6.825	12:41:45.661	7	45.053	+0.542	12:38:01.376								
8	42.834	+0.441	12:38:06.456	13	2:13.460	+1:30.305	12:43:59.121	8	<b>44.511</b>		12:38:45.887								
9	45.014	+2.621	12:38:51.470	14	46.832	+3.677	12:44:45.953	9	45.288	+0.777	12:39:31.175								
10	48.920	+6.527	12:39:40.390	15	53.262	+10.107	12:45:39.215	10	46.402	+1.891	12:40:17.577								
11	<b>42.393</b>		12:40:22.783	16	47.166	+4.011	12:46:26.381	11	46.108	+1.597	12:41:03.685								
12	42.976	+0.583	12:41:05.759	17	52.364	+9.209	12:47:18.745	12	47.149	+2.638	12:41:50.834								
13	44.307	+1.914	12:41:50.066	<b>(47) Jonas Blom</b>															
14	43.980	+1.587	12:42:34.046	1	49.881	+6.671	12:32:08.991	<b>(101) Niklas Damgaard</b>											
15	42.892	+0.499	12:43:16.938	2	44.999	+1.789	12:32:53.990	1	47.283	+2.733	12:32:19.241								
16	42.529	+0.136	12:43:59.467	3	46.182	+2.972	12:33:40.172	2	48.036	+3.486	12:33:07.277								
17	44.437	+2.044	12:44:43.904	4	44.349	+1.139	12:34:24.521	3	45.550	+1.000	12:33:52.827								
<b>(11) Patrik Ebeløe</b>																			
1	48.687	+5.837	12:31:56.896	5	43.907	+0.697	12:35:08.428	4	44.956	+0.406	12:34:37.783								
2	47.886	+5.036	12:32:44.782	6	43.511	+0.301	12:35:51.939	5	44.934	+0.384	12:35:22.717								
3	45.929	+3.079	12:33:30.711	7	44.176	+0.966	12:36:36.115	6	<b>44.550</b>		12:36:07.267								
4	45.727	+2.877	12:34:16.438	8	44.084	+0.874	12:37:20.199	<b>(85) Anders Franck</b>											
5	1:38.770	+55.920	12:35:55.208	9	47.325	+4.115	12:38:07.524	1	48.442	+3.835	12:31:59.726								
6	44.165	+1.315	12:36:39.373	10	<b>43.210</b>		12:38:50.734	2	45.883	+1.276	12:32:45.609								
7	43.776	+0.926	12:37:23.149	11	47.692	+4.482	12:39:38.426	3	46.139	+1.532	12:33:31.748								
8	43.179	+0.329	12:38:06.328	12	1:48.839	+1:05.629	12:41:27.265	4	45.096	+0.489	12:34:16.844								
9	<b>42.850</b>		12:38:49.178	13	43.343	+0.133	12:42:10.608	5	45.284	+0.677	12:35:02.128								
10	46.831	+3.981	12:39:36.009	14	44.012	+0.802	12:42:54.620	6	45.349	+0.742	12:35:47.477								
11	1:06.167	+23.317	12:40:42.176	15	44.997	+1.787	12:43:39.617	7	45.700	+1.093	12:36:33.177								
12	43.376	+0.526	12:41:25.552	<b>(62) Jonas Duus Bertelsen</b>															
13	44.373	+1.523	12:42:09.925	1	45.334	+2.097	12:34:29.791	8	45.628	+1.021	12:37:18.805								
14	43.499	+0.649	12:42:53.424	2	45.695	+2.458	12:35:15.486	9	<b>44.607</b>		12:38:03.412								
15	43.407	+0.557	12:43:36.831	3	44.296	+1.059	12:35:59.782	10	44.941	+0.334	12:38:48.353								
16	48.476	+5.626	12:44:25.307	4	44.032	+0.795	12:36:43.814	11	45.671	+1.064	12:39:34.024								
<b>(204) Anders Salling</b>																			
1	44.773	+1.825	12:35:41.388	5	43.786	+0.549	12:37:27.600	12	45.023	+0.416	12:40:19.047								
2	43.406	+0.458	12:36:24.794	6	43.702	+0.465	12:38:11.302	13	45.084	+0.477	12:41:04.131								
3	43.526	+0.578	12:37:08.320	7	43.496	+0.259	12:38:54.798	14	46.465	+1.858	12:41:50.596								
4	43.153	+0.205	12:37:51.473	8	43.672	+0.435	12:39:38.470	15	45.721	+1.114	12:42:36.317								
5	42.955	+0.007	12:38:34.428	9	43.596	+0.359	12:40:22.066	16	45.872	+1.265	12:43:22.189								
6	44.417	+1.469	12:39:18.845	10	44.106	+0.869	12:41:06.172	17	47.252	+2.645	12:44:09.441								
7	43.423	+0.475	12:40:02.268	11	44.675	+1.438	12:41:50.847	<b>(143) Simon Jespersen #43</b>											
8	44.794	+1.846	12:40:47.062	12	44.812	+1.575	12:42:35.659	1	52.297	+7.650	12:33:07.878								
9	43.266	+0.318	12:41:30.328	13	43.782	+0.545	12:43:19.441	2	48.093	+3.446	12:33:55.971								
10	43.121	+0.173	12:42:13.449	14	43.399	+0.162	12:44:02.840	3	46.665	+2.018	12:34:42.636								
11	43.401	+0.453	12:42:56.850	15	43.450	+0.213	12:44:46.290	4	46.416	+1.769	12:35:29.052								
12	43.339	+0.391	12:43:40.189	16	43.748	+0.511	12:45:30.038	5	46.011	+1.364	12:36:15.063								
13	43.006	+0.058	12:44:23.195	17	43.628	+0.391	12:46:13.666	6	45.748	+1.101	12:37:00.811								
14	43.064	+0.116	12:45:06.259	18	43.766	+0.529	12:46:57.432	7	45.692	+1.045	12:37:46.503								
15	43.030	+0.082	12:45:49.289	19	45.081	+1.844	12:47:42.513	8	45.676	+1.029	12:38:32.179								
16	<b>42.948</b>		12:46:32.237	20	44.256	+1.019	12:48:26.769	9	45.438	+0.791	12:39:17.617								
17	43.118	+0.170	12:47:15.355	21	<b>43.237</b>		12:49:10.006	10	45.916	+1.269	12:40:03.533								
18	43.174	+0.226	12:47:58.529	<b>(12) Jannick Max Golubov</b>															
19	44.508	+1.560	12:48:43.037	1	46.386	+2.301	12:32:25.847	11	45.663	+1.016	12:40:49.196								
20	46.956	+4.008	12:49:29.993	2	46.627	+2.542	12:33:12.474	12	45.906	+1.259	12:41:35.102								
<b>(77) Jakob Mørk</b>																			
1	46.911	+3.756	12:32:51.673	3	2:04.660	+1:20.575	12:35:17.134	13	44.920	+0.273	12:42:20.022								
2	44.067	+0.912	12:33:35.740	4	44.657	+0.572	12:36:01.791	14	45.067	+0.420	12:43:05.089								
3	43.649	+0.494	12:34:19.389	5	44.278	+0.193	12:36:46.069	15	<b>44.647</b>		12:43:49.736								
4	43.229	+0.074	12:35:02.618	6	<b>44.085</b>		12:37:30.154	16	47.847	+3.200	12:44:37.583								
5	49.162	+6.007	12:35:51.780	7	44.452	+0.367	12:38:14.606	17	47.914	+3.267	12:45:25.497								
<b>(91) Thomas Hedegaard</b>																			
1	46.911	+3.756	12:32:51.673	8	45.761	+1.676	12:39:00.367	18	45.640	+0.993	12:46:11.137								
2	44.067	+0.912	12:33:35.740	9	44.579	+0.494	12:39:44.946	19	46.170	+1.523	12:46:57.307								
3	43.649	+0.494	12:34:19.389	10	44.939	+0.854	12:40:29.885	20	47.838	+3.191	12:47:45.145								
4	43.229	+0.074	12:35:02.618	<b>(91) Thomas Hedegaard</b>															
5	49.162	+6.007	12:35:51.780	1	46.911	+3.756	12:32:51.673	21	48.881	+4.234	12:48:34.026								
6	44.067	+0.912	12:33:35.740	2	44.067	+0.912	12:33:35.740	22	45.998	+1.351	12:49:20.024								
7	43.649	+0.494	12:34:19.389	3	43.649	+0.494	12:34:19.389												
8	43.229	+0.074	12:35:02.618	4	43.229	+0.074	12:35:02.618												
9	49.162	+6.007	12:35:51.780	5	49.162	+6.007	12:35:51.780												

Chief of Timing & Scoring: Eva Kofoed

Orbits

Race Director: Thorleif Møller

www.mylaps.com

Licensed to: Zenergy Racing

# Asserballe 1 Mini RR 20-05-2016


Sunday

Red - 1230-1250

Qualifying started at 12:29:52

Asserballe 0,765 km

22-05-2016 12:30



Lap	Lap Tm	Diff	Time of Day	Lap	Lap Tm	Diff	Time of Day	Lap	Lap Tm	Diff	Time of Day
<b>(31) René Kling Hansen</b>				9	46.259	+0.811	12:39:18.808	17	45.756	+0.098	12:44:09.456
1	48.690	+3.653	12:32:53.460	10	47.461	+2.013	12:40:06.269	18	45.676	+0.018	12:44:55.132
2	47.948	+2.911	12:33:41.408	<b>(36) Mads Nørgaard</b>				19	45.949	+0.291	12:45:41.081
3	46.126	+1.089	12:34:27.534	1	47.382	+1.766	12:33:18.079	20	47.314	+1.656	12:46:28.395
4	45.806	+0.769	12:35:13.340	2	46.639	+1.023	12:34:04.718	21	1:01.301	+15.643	12:47:29.696
5	45.512	+0.475	12:35:58.852	3	46.590	+0.974	12:34:51.308	22	46.001	+0.343	12:48:15.697
6	45.548	+0.511	12:36:44.400	4	46.413	+0.797	12:35:37.721	23	45.849	+0.191	12:49:01.546
7	45.073	+0.036	12:37:29.473	5	46.542	+0.926	12:36:24.263	<b>(16) Lasse H.H.Nielsen</b>			
8	45.591	+0.554	12:38:15.064	6	46.996	+1.380	12:37:11.259	1	48.702	+2.956	12:37:41.940
9	46.786	+1.749	12:39:01.850	7	46.904	+1.288	12:37:58.163	2	46.675	+0.929	12:38:28.615
10	46.342	+1.305	12:39:48.192	8	46.535	+0.919	12:38:44.698	3	46.090	+0.344	12:39:14.705
11	47.033	+1.996	12:40:35.225	9	46.132	+0.516	12:39:30.830	4	45.883	+0.137	12:40:00.588
12	45.253	+0.216	12:41:20.478	10	46.560	+0.944	12:40:17.390	5	46.513	+0.767	12:40:47.101
13	45.157	+0.120	12:42:05.635	11	45.889	+0.273	12:41:03.279	6	46.245	+0.499	12:41:33.346
14	<b>45.037</b>		12:42:50.672	12	46.096	+0.480	12:41:49.375	7	<b>45.746</b>		12:42:19.092
15	45.784	+0.747	12:43:36.456	13	45.964	+0.348	12:42:35.339	8	46.469	+0.723	12:43:05.561
16	1:04.121	+19.084	12:44:40.577	14	46.181	+0.565	12:43:21.520	9	46.079	+0.333	12:43:51.640
17	45.315	+0.278	12:45:25.892	15	46.921	+1.305	12:44:08.441	10	49.964	+4.218	12:44:41.604
18	46.902	+1.865	12:46:12.794	16	2:27.979	+1:42.363	12:46:36.420	11	1:41.864	+56.118	12:46:23.468
<b>(26) Thorleif Møller</b>				17	<b>45.616</b>		12:47:22.036	12	47.919	+2.173	12:47:11.387
1	45.792	+0.570	12:34:42.904	18	45.679	+0.063	12:48:07.715	13	46.162	+0.416	12:47:57.549
2	46.134	+0.912	12:35:29.038	19	45.885	+0.269	12:48:53.600	14	46.808	+1.062	12:48:44.357
3	45.629	+0.407	12:36:14.667	<b>(63) Tino Hole</b>				15	51.492	+5.746	12:49:35.849
4	45.866	+0.644	12:37:00.533	1	52.860	+7.220	12:32:01.087	<b>(93) Mathias Poulsen</b>			
5	45.731	+0.509	12:37:46.264	2	49.248	+3.608	12:32:50.335	1	49.948	+3.547	12:32:55.317
6	45.670	+0.448	12:38:31.934	3	51.742	+6.102	12:33:42.077	2	48.922	+2.521	12:33:44.239
7	45.432	+0.210	12:39:17.366	4	47.234	+1.594	12:34:29.311	3	47.896	+1.495	12:34:32.135
8	45.554	+0.332	12:40:02.920	5	48.968	+3.328	12:35:18.279	4	47.189	+0.788	12:35:19.324
9	45.630	+0.408	12:40:48.550	6	46.838	+1.198	12:36:05.117	5	47.325	+0.924	12:36:06.649
10	<b>45.222</b>		12:41:33.772	7	48.315	+2.675	12:36:53.432	6	47.164	+0.763	12:36:53.813
11	46.952	+1.730	12:42:20.724	8	46.653	+1.013	12:37:40.085	7	46.957	+0.556	12:37:40.770
<b>(69) Tobias Nøddegaard</b>				9	46.363	+0.723	12:38:26.448	8	<b>46.401</b>		12:38:27.171
1	46.635	+1.276	12:32:27.945	10	46.810	+1.170	12:39:13.258	9	46.485	+0.084	12:39:13.656
2	46.542	+1.183	12:33:14.487	11	46.381	+0.741	12:39:59.639	10	46.545	+0.144	12:40:00.201
3	45.571	+0.212	12:34:00.058	12	50.042	+4.402	12:40:49.681	11	48.416	+2.015	12:40:48.617
4	45.826	+0.467	12:34:45.884	13	45.986	+0.346	12:41:35.667	12	46.817	+0.416	12:41:35.434
5	45.584	+0.225	12:35:31.468	14	46.383	+0.743	12:42:22.050	13	46.668	+0.267	12:42:22.102
6	45.551	+0.192	12:36:17.019	15	45.814	+0.174	12:43:07.864	14	47.242	+0.841	12:43:09.344
7	45.387	+0.028	12:37:02.406	16	<b>45.640</b>		12:43:53.504	15	47.443	+1.042	12:43:56.787
8	<b>45.359</b>		12:37:47.765	17	45.861	+0.221	12:44:39.365	16	47.899	+1.498	12:44:44.686
9	45.743	+0.384	12:38:33.508	18	45.733	+0.093	12:45:25.098	17	48.133	+1.732	12:45:32.819
10	54.367	+9.008	12:39:27.875	19	45.903	+0.263	12:46:11.001	18	47.757	+1.356	12:46:20.576
11	47.204	+1.845	12:40:15.079	20	45.922	+0.282	12:46:56.923	19	47.501	+1.100	12:47:08.077
12	48.771	+3.412	12:41:03.850	21	46.204	+0.564	12:47:43.127	20	48.067	+1.666	12:47:56.144
13	45.986	+0.627	12:41:49.836	22	46.210	+0.570	12:48:29.337	21	47.951	+1.550	12:48:44.095
14	45.772	+0.413	12:42:35.608	23	48.025	+2.385	12:49:17.362	22	51.153	+4.752	12:49:35.248
15	46.112	+0.753	12:43:21.720	<b>(72) Linus Wendt Lundin</b>				<b>(536) Tobias Hansen</b>			
16	46.131	+0.772	12:44:07.851	1	48.126	+2.468	12:31:43.021	1	50.073	+3.480	12:31:50.023
17	46.843	+1.484	12:44:54.694	2	48.087	+2.429	12:32:31.108	2	47.914	+1.321	12:32:37.937
18	1:41.987	+56.628	12:46:36.681	3	47.422	+1.764	12:33:18.530	3	47.691	+1.098	12:33:25.628
19	45.660	+0.301	12:47:22.341	4	46.600	+0.942	12:34:05.130	4	47.880	+1.287	12:34:13.508
20	45.682	+0.323	12:48:08.023	5	46.516	+0.858	12:34:51.646	5	48.303	+1.710	12:35:01.811
21	47.145	+1.786	12:48:55.168	6	46.975	+1.317	12:35:38.621	6	47.077	+0.484	12:35:48.888
<b>(48) Hans H. Hansen</b>				7	50.353	+4.695	12:36:28.974	7	48.083	+1.490	12:36:36.971
1	47.348	+1.900	12:33:08.208	8	46.186	+0.528	12:37:15.160	8	47.698	+1.105	12:37:24.669
2	47.344	+1.896	12:33:55.552	9	46.655	+0.997	12:38:01.815	9	48.720	+2.127	12:38:13.389
3	46.721	+1.273	12:34:42.273	10	45.810	+0.152	12:38:47.625	10	47.942	+1.349	12:39:01.331
4	46.426	+0.978	12:35:28.699	11	46.227	+0.569	12:39:33.852	11	<b>46.593</b>		12:39:47.924
5	47.367	+1.919	12:36:16.066	12	46.316	+0.658	12:40:20.168	12	47.819	+1.226	12:40:35.743
6	45.569	+0.121	12:37:01.635	13	<b>45.658</b>		12:41:05.826	13	46.768	+0.175	12:41:22.511
7	45.466	+0.018	12:37:47.101	14	46.194	+0.536	12:41:52.020	14	47.184	+0.591	12:42:09.695
8	<b>45.448</b>		12:38:32.549	15	45.754	+0.096	12:42:37.774	15	47.142	+0.549	12:42:56.837
				16	45.926	+0.268	12:43:23.700	16	48.350	+1.757	12:43:45.187

Chief of Timing & Scoring: Eva Kofoed

Orbits

Race Director: Thorleif Møller

www.mylaps.com

Licensed to: Zenergy Racing

# Asserballe 1 Mini RR 20-05-2016


Sunday

Asserballe 0,765 km

Red - 1230-1250

22-05-2016 12:30

Qualifying started at 12:29:52



Lap	Lap Tm	Diff	Time of Day
17	47.789	+1.196	12:44:32.976
18	46.934	+0.341	12:45:19.910
19	46.840	+0.247	12:46:06.750
20	48.378	+1.785	12:46:55.128
21	47.279	+0.686	12:47:42.407
22	46.637	+0.044	12:48:29.044
23	48.532	+1.939	12:49:17.576

(13) Claus Sejr Nielsen

Lap	Lap Tm	Diff	Time of Day
1	49.551	+2.409	12:32:15.546
2	48.070	+0.928	12:33:03.616
3	<b>47.142</b>		12:33:50.758

Lap Lap Tm Diff Time of Day

Lap Lap Tm Diff Time of Day