

# Padborg Park


04 Friday

All riders 1300-1400

Practice started at 13:00:16

Padborg Park 2,150 km

04-09-2015 13:00



Lap	Lap Tm	Diff	Time of Day
<b>(52) Morten Overgaard</b>			
1	1:07.949	+2.042	13:48:04.899
2	1:07.805	+1.898	13:49:12.704
3	1:08.023	+2.116	13:50:20.727
4	1:06.708	+0.801	13:51:27.435
5	1:05.941	+0.034	13:52:33.376
6	<b>1:05.907</b>		13:53:39.283
7	1:06.846	+0.939	13:54:46.129
<b>(138) Rune Romdal</b>			
1	1:08.942	+2.089	13:47:45.074
2	1:07.534	+0.681	13:48:52.608
3	1:07.604	+0.751	13:50:00.212
4	<b>1:06.853</b>		13:51:07.065
5	1:08.497	+1.644	13:52:15.562
6	1:10.033	+3.180	13:53:25.595
<b>(250) Harly Bregendahl</b>			
1	1:09.312	+2.162	13:47:46.182
2	1:07.920	+0.770	13:48:54.102
3	<b>1:07.150</b>		13:50:01.252
4	1:07.686	+0.536	13:51:08.938
5	1:07.602	+0.452	13:52:16.540
6	1:09.433	+2.283	13:53:25.973
<b>(84) Martin Johansen</b>			
1	1:08.750	+0.839	13:48:08.498
2	1:08.472	+0.561	13:49:16.970
3	<b>1:07.911</b>		13:50:24.881
4	1:09.522	+1.611	13:51:34.403
5	1:09.618	+1.707	13:52:44.021
<b>(57) Nick Palk</b>			
1	1:09.618	+0.945	13:48:42.959
2	1:14.821	+6.148	13:49:57.780
3	<b>1:08.673</b>		13:51:06.453
4	1:10.662	+1.989	13:52:17.115
5	1:09.104	+0.431	13:53:26.219
6	1:10.431	+1.758	13:54:36.650
<b>(108) Brian Espensen</b>			
1	<b>1:08.809</b>		13:47:47.087
2	1:08.943	+0.134	13:48:56.030
3	1:08.982	+0.173	13:50:05.012
4	1:09.021	+0.212	13:51:14.033
5	1:10.214	+1.405	13:52:24.247
6	1:11.530	+2.721	13:53:35.777
7	1:09.823	+1.014	13:54:45.600
<b>(77) Tommy Palk</b>			
1	1:11.457	+2.414	13:48:46.230
2	1:10.714	+1.671	13:49:56.944
3	1:09.205	+0.162	13:51:06.149
4	<b>1:09.043</b>		13:52:15.192
5	1:10.085	+1.042	13:53:25.277
6	1:11.174	+2.131	13:54:36.451
<b>(109) Henning Laursen</b>			
1	1:10.508	+0.718	13:47:51.545
2	1:10.443	+0.653	13:49:01.988
3	1:09.993	+0.203	13:50:11.981
4	1:10.020	+0.230	13:51:22.001
5	<b>1:09.790</b>		13:52:31.791
6	1:10.590	+0.800	13:53:42.381
7	1:10.844	+1.054	13:54:53.225

Lap	Lap Tm	Diff	Time of Day
<b>(12) kasper schou nielsen</b>			
1	1:11.116	+1.313	13:48:22.235
2	1:10.989	+1.186	13:49:33.224
3	1:09.849	+0.046	13:50:43.073
4	<b>1:09.803</b>		13:51:52.876
5	1:11.033	+1.230	13:53:03.909
6	1:10.283	+0.480	13:54:14.192
<b>(55) Lars Thygesen</b>			
1	1:11.900	+1.677	13:48:00.509
2	1:11.438	+1.215	13:49:11.947
3	1:10.463	+0.240	13:50:22.410
4	<b>1:10.223</b>		13:51:32.633
<b>(45) Gerner Nielsen</b>			
1	1:12.922	+2.401	13:48:00.928
2	1:12.578	+2.057	13:49:13.506
3	1:10.989	+0.468	13:50:24.495
4	<b>1:10.521</b>		13:51:35.016
5	1:12.041	+1.520	13:52:47.057
<b>(375) Per Poulsen</b>			
1	1:11.022	+0.488	13:48:56.720
2	1:10.850	+0.316	13:50:07.570
3	<b>1:10.534</b>		13:51:18.104
<b>(64) Bjørn Danielsen</b>			
1	1:12.314	+1.373	13:48:18.505
2	1:11.648	+0.707	13:49:30.153
3	1:11.235	+0.294	13:50:41.388
4	<b>1:10.941</b>		13:51:52.329
<b>(24) Casper Neergaard</b>			
1	1:13.994	+2.185	13:34:24.685
2	2:57.729	+1:45.920	13:37:22.414
3	1:13.571	+1.762	13:38:35.985
4	1:12.842	+1.033	13:39:48.827
5	<b>1:11.809</b>		13:41:00.636
<b>(33) Klaus Ellegaard</b>			
1	1:18.697	+6.738	13:34:18.299
2	1:17.120	+5.161	13:35:35.419
3	1:13.790	+1.831	13:36:49.209
4	1:12.325	+0.366	13:38:01.534
5	1:13.385	+1.426	13:39:14.919
6	1:14.064	+2.105	13:40:28.983
7	<b>1:11.959</b>		13:41:40.942
<b>(5) Nicki Olesen</b>			
1	1:22.447	+10.337	13:33:50.556
2	1:14.624	+2.514	13:35:05.180
3	1:13.997	+1.887	13:36:19.177
4	1:13.140	+1.030	13:37:32.317
5	1:12.113	+0.003	13:38:44.430
6	1:12.621	+0.511	13:39:57.051
7	<b>1:12.110</b>		13:41:09.161
<b>(19) Nicolaj Søgaard Jensen</b>			
1	1:15.551	+3.346	13:32:42.311
2	1:16.873	+4.668	13:33:59.184
3	1:15.872	+3.667	13:35:15.056
4	1:13.493	+1.288	13:36:28.549
5	1:12.966	+0.761	13:37:41.515
6	1:13.616	+1.411	13:38:55.131
7	1:13.460	+1.255	13:40:08.591

Lap	Lap Tm	Diff	Time of Day
8	<b>1:12.205</b>		13:41:20.796
<b>(31) Sebastian Kristensen</b>			
1	1:13.461	+1.023	13:48:04.757
2	1:13.023	+0.585	13:49:17.780
3	<b>1:12.438</b>		13:50:30.218
4	1:15.474	+3.036	13:51:45.692
5	1:15.742	+3.304	13:53:01.434
6	1:16.223	+3.785	13:54:17.657
<b>(11) René Thorhauge</b>			
1	3:18.158	+2:05.469	13:35:45.127
2	1:14.633	+1.944	13:36:59.760
3	1:13.171	+0.482	13:38:12.931
4	<b>1:12.689</b>		13:39:25.620
5	1:13.290	+0.601	13:40:38.910
6	1:13.192	+0.503	13:41:52.102
<b>(878) Brian Sørensen</b>			
1	1:14.368	+1.585	13:34:34.636
2	<b>1:12.783</b>		13:35:47.419
3	1:15.542	+2.759	13:37:02.961
4	1:18.502	+5.719	13:38:21.463
5	1:17.171	+4.388	13:39:38.634
6	1:13.408	+0.625	13:40:52.042
<b>(32) Uffe Iversen</b>			
1	1:14.021	+0.827	13:20:17.601
2	1:14.608	+1.414	13:21:32.209
3	1:13.246	+0.052	13:22:45.455
4	1:13.752	+0.558	13:23:59.207
5	1:13.917	+0.723	13:25:13.124
6	1:13.249	+0.055	13:26:26.373
7	<b>1:13.194</b>		13:27:39.567
<b>(0) Lars Andersen</b>			
1	1:17.163	+3.862	13:32:51.468
2	1:17.297	+3.996	13:34:08.765
3	1:15.808	+2.507	13:35:24.573
4	1:17.905	+4.604	13:36:42.478
5	1:15.546	+2.245	13:37:58.024
6	1:15.327	+2.026	13:39:13.351
7	1:13.570	+0.269	13:40:26.921
8	<b>1:13.301</b>		13:41:40.222
<b>(66) Hans Hougaard</b>			
1	1:14.643	+1.133	13:34:13.240
2	1:13.983	+0.473	13:35:27.223
3	1:15.000	+1.490	13:36:42.223
4	1:13.752	+0.242	13:37:55.975
5	1:15.503	+1.993	13:39:11.478
6	<b>1:13.510</b>		13:40:24.988
7	1:14.279	+0.769	13:41:39.267
<b>(198) Karsten Frostholt</b>			
1	1:14.782	+1.145	13:32:44.947
2	1:16.787	+3.150	13:34:01.734
3	1:16.477	+2.840	13:35:18.211
4	1:16.510	+2.873	13:36:34.721
5	1:14.902	+1.265	13:37:49.623
6	1:14.638	+1.001	13:39:04.261
7	<b>1:13.637</b>		13:40:17.898
8	1:14.033	+0.396	13:41:31.931
<b>(50) Peter thrysøe clausen</b>			
1	1:15.662	+1.930	13:32:46.388

Chief of Timing & Scoring

Race Director

Orbits

www.mylaps.com

Licensed to: Zenergy Racing

# Padborg Park


04 Friday

Padborg Park 2,150 km

All riders 1300-1400

04-09-2015 13:00

Practice started at 13:00:16



Lap	Lap Tm	Diff	Time of Day
2	1:15.835	+2.103	13:34:02.223
3	1:17.317	+3.585	13:35:19.540
4	1:16.972	+3.240	13:36:36.512
5	1:14.531	+0.799	13:37:51.043
6	1:13.851	+0.119	13:39:04.894
7	1:13.821	+0.089	13:40:18.715
8	<b>1:13.732</b>		13:41:32.447
<hr/>			
(41) jimmi bach			
1	1:16.677	+2.122	13:40:31.438
2	<b>1:14.555</b>		13:41:45.993
<hr/>			
(78) Kristian Storm Jensen			
1	1:21.223	+5.707	13:20:33.598
2	1:17.185	+1.669	13:21:50.783
3	1:17.111	+1.595	13:23:07.894
4	1:15.735	+0.219	13:24:23.629
5	1:16.347	+0.831	13:25:39.976
6	<b>1:15.516</b>		13:26:55.492
<hr/>			
(54) Thomas Andersen			
1	1:18.915	+3.150	13:33:02.325
2	1:18.052	+2.287	13:34:20.377
3	1:18.922	+3.157	13:35:39.299
4	1:17.294	+1.529	13:36:56.593
5	1:15.996	+0.231	13:38:12.589
6	1:16.477	+0.712	13:39:29.066
7	<b>1:15.765</b>		13:40:44.831
<hr/>			
(85) Henrik Poulsen			
1	1:17.178	+0.766	13:20:16.195
2	1:17.273	+0.861	13:21:33.468
3	<b>1:16.412</b>		13:22:49.880
4	1:16.728	+0.316	13:24:06.608
5	1:16.909	+0.497	13:25:23.517
6	1:17.676	+1.264	13:26:41.193
7	1:17.356	+0.944	13:27:58.549
<hr/>			
(52) Mads Nielsen			
1	1:17.718	+1.253	13:20:23.977
2	<b>1:16.465</b>		13:21:40.442
3	1:18.226	+1.761	13:22:58.668
4	1:18.256	+1.791	13:24:16.924
<hr/>			
(89) Kim Johannessen			
1	1:22.153	+5.255	13:20:33.157
2	1:23.128	+6.230	13:21:56.285
3	1:19.229	+2.331	13:23:15.514
4	1:18.853	+1.955	13:24:34.367
5	<b>1:16.898</b>		13:25:51.265
6	1:17.250	+0.352	13:27:08.515
<hr/>			
(46) Lisbeth Zache			
1	1:22.034	+5.036	13:20:35.819
2	1:18.842	+1.844	13:21:54.661
3	1:17.475	+0.477	13:23:12.136
4	<b>1:16.998</b>		13:24:29.134
5	1:18.346	+1.348	13:25:47.480
6	1:18.628	+1.630	13:27:06.108
<hr/>			
(187) Chris Poulsen			
1	1:19.748	+2.653	13:20:25.721
2	1:17.698	+0.603	13:21:43.419
3	1:17.417	+0.322	13:23:00.836
4	1:17.205	+0.110	13:24:18.041
5	1:18.679	+1.584	13:25:36.720

Lap	Lap Tm	Diff	Time of Day
6	<b>1:17.095</b>		13:26:53.815
<hr/>			
(80) Simon Bøgelund Kristensen			
1	1:23.862	+6.237	13:20:37.376
2	1:20.918	+3.293	13:21:58.294
3	1:19.473	+1.848	13:23:17.767
4	1:19.013	+1.388	13:24:36.780
5	<b>1:17.625</b>		13:25:54.405
6	1:19.191	+1.566	13:27:13.596
<hr/>			
(42) Claus Zilmer			
1	1:20.686	+2.946	13:21:00.177
2	1:19.626	+1.886	13:22:19.803
3	<b>1:17.740</b>		13:23:37.543
4	1:18.071	+0.331	13:24:55.614
5	1:19.285	+1.545	13:26:14.899
6	1:18.624	+0.884	13:27:33.523
<hr/>			
(6) Henning Muszynski			
1	1:19.706	+1.934	13:20:19.549
2	1:19.187	+1.415	13:21:38.736
3	1:18.611	+0.839	13:22:57.347
4	1:18.237	+0.465	13:24:15.584
5	1:18.142	+0.370	13:25:33.726
6	<b>1:17.772</b>		13:26:51.498
<hr/>			
(29) Ole Lyder Nielsen			
1	1:19.801	+1.866	13:20:21.699
2	<b>1:17.935</b>		13:21:39.634
3	1:18.496	+0.561	13:22:58.130
4	1:18.267	+0.332	13:24:16.397
5	1:18.762	+0.827	13:25:35.159
6	1:17.948	+0.013	13:26:53.107
<hr/>			
(160) Jack Hulstrøm			
1	1:28.424	+10.109	13:04:28.898
2	1:20.291	+1.976	13:05:49.189
3	1:19.580	+1.265	13:07:08.769
4	1:36.370	+18.055	13:08:45.139
5	1:23.861	+5.546	13:10:09.000
6	1:37.847	+19.532	13:11:46.847
7	7:24.934	+6:06.619	13:19:11.781
8	1:23.571	+5.256	13:20:35.352
9	1:21.570	+3.255	13:21:56.922
10	1:19.450	+1.135	13:23:16.372
11	1:19.257	+0.942	13:24:35.629
12	<b>1:18.315</b>		13:25:53.944
13	1:18.842	+0.527	13:27:12.786
<hr/>			
(93) Finn Søgård			
1	1:21.923	+3.160	13:32:59.446
2	1:20.303	+1.540	13:34:19.749
3	1:20.414	+1.651	13:35:40.163
4	1:20.832	+2.069	13:37:00.995
5	<b>1:18.763</b>		13:38:19.758
6	1:19.757	+0.994	13:39:39.515
7	1:19.585	+0.822	13:40:59.100
<hr/>			
(13) Eskild A. Sørensen			
1	1:20.942	+2.005	13:37:00.587
2	1:20.348	+1.411	13:38:20.935
3	<b>1:18.937</b>		13:39:39.872
4	1:19.507	+0.570	13:40:59.379
<hr/>			
(185) Michael Øelund			
1	1:23.710	+3.948	13:20:53.275

Lap	Lap Tm	Diff	Time of Day
2	1:21.678	+1.916	13:22:14.953
3	1:20.563	+0.801	13:23:35.516
4	<b>1:19.762</b>		13:24:55.278
5	1:20.972	+1.210	13:26:16.250
6	1:21.308	+1.546	13:27:37.558
<hr/>			
(23) Mikkel Daugaard Larsen			
1	1:27.659	+7.860	13:04:27.407
2	<b>1:19.799</b>		13:05:47.206
3	1:20.936	+1.137	13:07:08.142
4	1:36.004	+16.205	13:08:44.146
5	1:24.073	+4.274	13:10:08.219
6	1:34.699	+14.900	13:11:42.918
<hr/>			
(87) Jens Dirksen			
1	1:23.129	+1.913	13:03:17.150
2	1:27.015	+5.799	13:04:44.165
3	1:23.908	+2.692	13:06:08.073
4	<b>1:21.216</b>		13:07:29.289
5	1:24.214	+2.998	13:08:53.503
6	1:23.985	+2.769	13:10:17.488
7	1:29.844	+8.628	13:11:47.332
8	49:51.574	48:30.358	14:01:38.906
<hr/>			
(-??-) - 5334037 -			
1	1:28.458	+5.478	13:33:56.302
2	<b>1:22.980</b>		13:35:19.282
<hr/>			
(1) Knud Erik Udsen			
1	1:28.737	+5.372	13:03:37.801
2	1:29.618	+6.253	13:05:07.419
3	1:28.392	+5.027	13:06:35.811
4	1:26.549	+3.184	13:08:02.360
5	1:24.656	+1.291	13:09:27.016
6	1:26.816	+3.451	13:10:53.832
7	<b>1:23.365</b>		13:12:17.197
<hr/>			
(3) Søren Rytter Krogh			
1	1:27.345	+3.382	13:03:37.170
2	1:31.463	+7.500	13:05:08.633
3	1:27.641	+3.678	13:06:36.274
4	1:25.294	+1.331	13:08:01.568
5	1:24.025	+0.062	13:09:25.593
6	1:25.545	+1.582	13:10:51.138
7	<b>1:23.963</b>		13:12:15.101
<hr/>			
(236) John nielsen			
1	1:27.880	+3.795	13:03:36.448
2	1:29.003	+4.918	13:05:05.451
3	1:30.004	+5.919	13:06:35.455
4	1:25.509	+1.424	13:08:00.964
5	1:25.356	+1.271	13:09:26.320
6	1:26.508	+2.423	13:10:52.828
7	<b>1:24.085</b>		13:12:16.913
<hr/>			
(9) Søren Knudsen			
1	<b>1:25.049</b>		13:03:20.512
2	1:28.131	+3.082	13:04:48.643
3	1:29.805	+4.756	13:06:18.448
4	1:26.907	+1.858	13:07:45.355
5	1:27.396	+2.347	13:09:12.751
6	1:27.778	+2.729	13:10:40.529
7	1:25.681	+0.632	13:12:06.210
8	49:32.175	48:07.126	14:01:38.385
<hr/>			
(475) Betina Poulsen			

Chief of Timing & Scoring

Orbits

Race Director

www.mylaps.com

Licensed to: Zenergy Racing

# Padborg Park


04 Friday

Padborg Park 2,150 km

All riders 1300-1400

04-09-2015 13:00

Practice started at 13:00:16



Lap	Lap Tm	Diff	Time of Day
1	1:37.776	+2.752	13:03:35.589
2	1:37.841	+2.817	13:05:13.430
3	1:39.883	+4.859	13:06:53.313
4	<b>1:35.024</b>		13:08:28.337
5	1:39.361	+4.337	13:10:07.698
6	1:38.521	+3.497	13:11:46.219

(26) Arne Hartmann

1	<b>1:50.234</b>		13:04:47.021
2	2:16.970	+26.736	13:07:03.991
3	2:03.635	+13.401	13:09:07.626
4	2:00.676	+10.442	13:11:08.302
5	1:56.862	+6.628	13:13:05.164

(15) Camilla Pedersen

1	5:16.853	+3:26.147	13:08:16.080
2	<b>1:50.706</b>		13:10:06.786
3	1:59.063	+8.357	13:12:05.849

Lap Lap Tm Diff Time of Day

Lap Lap Tm Diff Time of Day

Chief of Timing & Scoring

Orbits

Race Director