


Knutstorp

Saturday

Ring Knutstorp 2,079 km

All runs all day




Pos	No.	Name	Overall BestTm	Diff	Gap	Class	Make	Model/Engine
1	159	Alex Schacht	1:00.182			Pro-Superbike	Panigale	
2	132	Jari Tuovinen	1:00.560	0.378	0.378	Pro-Supersport	CBR 1000	
3	930	Mathias Poulsen	1:00.721	0.539	0.161	Pro-Superbike	CBR 1000	
4	85	Roger Hansson	1:01.145	0.963	0.424	Pro-Superbike	cbr 1000 rr	
5	177	Martin Nilsson	1:01.737	1.555	0.592	Pro-Superbike		
6	27	Thorleif Møller	1:02.303	2.121	0.566	Pro-Superbike	HP4	
7	69	Michael Barth	1:02.352	2.170	0.049	Pro-Supersport		
8	227	Rickard Haggren	1:02.493	2.311	0.141	Pro-Superbike		
9	250	Lucas Christiansen	1:02.797	2.615	0.304	Pro-Supersport		
10	276	Benjamin Andersen	1:03.152	2.970	0.355	Pro-Supersport		
11	40	Tonni Navrsgaard	1:03.264	3.082	0.112	Superbike		
12	883	Søren Hornbech	1:03.277	3.095	0.013	Superbike		
13	78	Anders Cronberg	1:03.378	3.196	0.101	Supersport		
14	64	Frank Pedersen	1:03.479	3.297	0.101	÷ Race	SP	
15	151	Pelle Meijer	1:03.864	3.682	0.385	Pro-Supersport		
16	65	Andreas Stefansen	1:04.357	4.175	0.493	Superbike		
17	104	Niels Christian Jørgensen	1:04.740	4.558	0.383	Supersport	zx6r	
18	113	Mattias Ödlund	1:04.761	4.579	0.021	Supersport	2015	
19	77	Peter larsen	1:04.817	4.635	0.056	Supersport	zx6r	
20	35	Kim Enevoldsen	1:05.009	4.827	0.192	Supersport	r6	
21	53	Nicolaj damgård Jensen	1:05.199	5.017	0.190	Superbike	yzf r1	
22	282	Christian Dela	1:05.230	5.048	0.031	Superbike		
23	155	Patrik Bengtsson	1:05.458	5.276	0.228	Superbike		
24	999	Christian Rasmussen	1:05.754	5.572	0.296	Supersport		
25	48	Hans H. Hansen	1:05.815	5.633	0.061	Supersport	R6	
26	5	Jasper Borg Sørensen	1:05.893	5.711	0.078	Supersport	cbr600rr	
27	727	Torben Jensen	1:06.115	5.933	0.222	Superbike		
28	88	Dennis Presutti	1:06.161	5.979	0.046	Superbike	zx10r	
29	9	Kristian Skov	1:06.263	6.081	0.102	Superbike		
30	122	Tony Paukku	1:06.315	6.133	0.052	Supersport		
31	103	Christoffer BS Nielsen	1:06.334	6.152	0.019	Superbike		
32	100	Peter Jensen	1:06.363	6.181	0.029	Superbike	SP	
33	107	Jerry Skovgaard	1:06.364	6.182	0.001	Supersport	ZX6R	
34	75	Bo Pedersen	1:06.411	6.229	0.047	Superbike		
35	70	Casper Johansen	1:06.500	6.318	0.089	Supersport	zx6rr	
36	110	Danny Lambrecht	1:06.621	6.439	0.121	Superbike		
37	23	Mikkel Daugaard Larsen	1:06.697	6.515	0.076	Pro-Superbike	CBR 1000RR	
38	210	Michael Jul Sørensen	1:06.881	6.699	0.184	Supersport	GSXR 600	
39	111	Don W	1:07.093	6.911	0.212	Supersport		
40	298	Martin Langkilde Andersen	1:07.099	6.917	0.006	Supersport		
41	147	Mikkel Jørgensen	1:07.300	7.118	0.201	Superbike	GSXR 1000	
42	87	Lars Larsson	1:07.341	7.159	0.041	Superbike	CBR 1000	
43	115	Søren Lundh	1:07.363	7.181	0.022	Supersport	R6	
44	146	Torben Rytter	1:07.569	7.387	0.206	Superbike	FZS 1000	
45	553	Steven Walsh	1:08.365	8.183	0.796	Supersport	Daytona 675	

Knutstorp

Saturday

Ring Knutstorp 2,079 km

All runs all day




Pos	No.	Name	Overall BestTm	Diff	Gap	Class	Make	Model/Engine
46	123	Bo Nielsen	1:08.418	8.236	0.053	Supersport	r6	
47	515	Jonas Husted	1:08.488	8.306	0.070	Supersport		
48	45	Philip Hole	1:08.502	8.320	0.014	Moto 3 / 4½		
49	144	Tino Hole	1:08.504	8.322	0.002	Moto 3 / 4½	NSF 250	
50	99	MIKAEL SØRENSEN	1:08.658	8.476	0.154	Superbike	cbr10000rr	
51	92	Rune Debel	1:08.886	8.704	0.228	Supersport		
52	79	Michael Skindersø	1:09.083	8.901	0.197	Supersport	r6	
53	15	Jonas Radekop	1:09.102	8.920	0.019	Superbike	S1000RR	
54	117	Mads Thomsen	1:09.165	8.983	0.063	Supersport		
55	41	troels bertelsen	1:09.178	8.996	0.013	Superbike	gsxr 750k4	
56	16	Jacob Bergstrand	1:09.295	9.113	0.117	Superbike	r1	
57	51	Mikkel Bay	1:09.519	9.337	0.224	Supersport		
58	420	Ralf Madsen	1:09.522	9.340	0.003	Supersport	600RR	
59	619	Victor de Val Weywadt	1:09.577	9.395	0.055	Supersport	YZF R6	
60	29	Henrik Nissen	1:09.632	9.450	0.055	Supersport	r6	
61	109	Hennning Laursen	1:09.682	9.500	0.050	Supersport	R6	
62	171	Peter Ostervang	1:09.825	9.643	0.143	Superbike		
63	67	Lasse Ambrosen	1:09.892	9.710	0.067	Supersport		
64	86	Bjarke Brændgaard	1:09.972	9.790	0.080	Supersport	600 RR	
65	214	Jan mikael andersen	1:10.024	9.842	0.052	Superbike	gsxr 1000 k1	
66	81	Kenneth Olsen	1:10.267	10.085	0.243	Supersport	R6	
67	878	Brian Sørensen	1:10.498	10.316	0.231	Superbike		
68	153	Jimmy Pedersen	1:10.517	10.335	0.019	Superbike	1000	
69	154	Tonni Foged Hansen	1:10.807	10.625	0.290	Supersport	cbr 600 rr	
70	32	Stein Nygård	1:11.160	10.978	0.353	Supersport	R6	
71	116	Pierre Knudsen	1:11.226	11.044	0.066	Supersport	R6	
72	44	Michael Brændgaard	1:11.706	11.524	0.480	Supersport		
73	121	Peter Wiklund	1:11.726	11.544	0.020	Supersport		
74	84	mirsad softic	1:11.781	11.599	0.055	Superbike	s1000rr	
75	124	Magnus Nettelhel	1:11.799	11.617	0.018	Supersport		
76	300	Claus Martens Petersen	1:11.834	11.652	0.035	Supersport	675	
77	51	Rui Pedro Martins	1:11.932	11.750	0.098	Moto 3 / 4½		
78	19	Freddy Pedersen	1:12.009	11.827	0.077	Supersport	CBR 600F3	
79	106	zoran marinkovic	1:12.181	11.999	0.172	Superbike		
80	89	Morten Munch	1:12.329	12.147	0.148	Supersport		
81	196	Mats Mattiasson	1:12.389	12.207	0.060	Superbike		
82	127	sasa dragutinovic	1:12.438	12.256	0.049	÷ Race	s1000rr	
83	120	Frederik Nordsted	1:12.566	12.384	0.128	Supersport	675	
84	170	Allan Frank Christiansen	1:12.677	12.495	0.111	Supersport		
85	919	Martin Pedersen	1:12.765	12.583	0.088	÷ Race	Gsxr 750 Figh	
86	46	Tobias Nygård	1:12.787	12.605	0.022	Supersport	R6	
87	215	Lars Marholt	1:12.912	12.730	0.125	Superbike		
88	50	Peter thrysÅe clausen	1:13.018	12.836	0.106	Supersport	zx 600 r	
89	28	Martin Paaske Rasmussen	1:13.031	12.849	0.013	Moto 3 / 4½	CBR 400	
90	82	Morten Jensen	1:13.124	12.942	0.093	Superbike	1098s	

Knutstorp

Saturday

Ring Knutstorp 2,079 km

All runs all day



Pos	No.	Name	Overall BestTm	Diff	Gap	Class	Make	Model/Engine
91	116	milos Tomic	1:13.185	13.003	0.061	Superbike		
92	3	Gary Cain	1:13.964	13.782	0.779	Supersport		
93	68	Anders GrÅnvold	1:14.057	13.875	0.093	Superbike	GSXR 750	
94	129	Dennis Bruun Andersen	1:14.122	13.940	0.065	Superbike		
95	198	Karsten Frostholm	1:14.130	13.948	0.008	Superbike	GSX-R 750 K8	
96	249	Steen Barløse	1:14.252	14.070	0.122	Moto 3 / 4½	tzr 250 3xv	
97	13	Rasmus MÅlgaard	1:15.073	14.891	0.821	÷ Race	ZX6R	
98	52	Jonas Christiansen	1:15.256	15.074	0.183	÷ Race	1000RR	
99	114	Kenni Rosenskjøld	1:15.439	15.257	0.183	÷ Race		
100	271	Peter Bøgelund	1:15.450	15.268	0.011	÷ Race		
101	431	Jesper Kryger	1:15.573	15.391	0.123	Supersport		
102	191	Morten Kønge	1:15.861	15.679	0.288	÷ Race	ZX6R	
103	161	Arne Hartmann	1:16.360	16.178	0.499	Superbike	ZX10R	
104	66	Maciej Ziminski	1:16.489	16.307	0.129	÷ Race		
105	160	Jack Hulstrøm	1:16.545	16.363	0.056	Supersport		
106	108	martin glebe	1:17.320	17.138	0.775	Superbike	r1	
107	292	Troels SÅemosegaard	1:17.438	17.256	0.118	÷ Race	GSXR 750	
108	126	srđan dragutinovic	1:17.528	17.346	0.090	Superbike	rc8r	
109	4	Brian Frimann Pedersen	1:17.588	17.406	0.060	÷ Race	gsx-r 1000	
110	964	Michael SÅansen	1:17.650	17.468	0.062	÷ Race	R1	
111	94	Nanna Husted	1:18.446	18.264	0.796	Supersport		
112	112	Robert Gšsta	1:19.537	19.355	1.091	÷ Race	848	
113	57	Erik Debel	1:22.280	22.098	2.743	÷ Race	GSXR600 k5	
114	128	Robert Jensen	1:22.874	22.692	0.594	Superbike		
115	130	Marte Sletvold	1:23.888	23.706	1.014	÷ Race		
116	69	Patrick Westberg	1:23.975	23.793	0.087	÷ Race	CBR600RR	
117	24	Jon Jensen	1:24.483	24.301	0.508	÷ Race	748 R	
118	0	Jeppe Terp Scharling #90	1:25.086	24.904	0.603	Supersport	gsx r 600	
119	90	Mads Terp	1:25.087	24.905	0.001	÷ Race	gsx r 600	
120	229	Lonnie lilja	1:28.364	28.182	3.277	÷ Race	zx 600R	
121	91	Jesper Kønge	1:28.563	28.381	0.199	÷ Race	ZX6R	
122	26	Mads Larsen	1:29.361	29.179	0.798	÷ Race		
123	52	Brian FÅrsterling	1:30.661	30.479	1.300	÷ Race	750	
124	63	Mads Marholt	1:30.787	30.605	0.126	÷ Race	750	
125	56	michael sander	1:31.462	31.280	0.675	Superbike	r6	
126	33	Helle Risby	1:33.326	33.144	1.864	÷ Race		
127	194	Janne Husted	1:37.097	36.915	3.771	÷ Race		
128	125	Camilla Pedersen	1:51.703	51.521	14.606	÷ Race	R6	
129	711	Michael Sch_sser				Superbike	848	