



**Schuberth** **Slovakia Ring 2015**

Thursday

Slovakiaring 5.922 km

all grups all day thursday



Pos	No.	Name	Overall BestTm	Diff	Gap	Make	Class
1	237	Simon Tirsgaard	2:11.553			S1000 RR 2015	Pro-Superbike
2	9	Jari Tuovinen	2:12.929	1.376	1.376	CBR 1000RR	Pro-Superbike
3	210	Christian Lettner	2:13.201	1.648	0.272	S1000RR	Superbike
4	127	Michal Malek	2:13.450	1.897	0.249		Superbike
5	173	Pavel	2:13.529	1.976	0.079		
6	162	Gerhard REINTHALLER	2:13.756	2.203	0.227	S1000RR	Superbike
7	171	Jan Kopponen	2:14.418	2.865	0.662		Superbike
8	89	Mike Kristiansen	2:15.072	3.519	0.654		Pro-Superbike
9	90	Kim Ræs Jensen	2:15.359	3.806	0.287		Pro-Superbike
10	23	Niklas Långkvist (3st)	2:15.376	3.823	0.017	600RR	Pro-Supersport
11	22	Patrik Carvall	2:15.646	4.093	0.270	Panigale 1299	Pro-Superbike
12	158	Tobias Hallengren	2:15.703	4.150	0.057	S1000RR	Pro-Superbike
13	27	Thorleif Møller	2:15.706	4.153	0.003	R1M	Pro-Superbike
14	254	Sepp Gerstl	2:15.711	4.158	0.005	s1000RR	Superbike
15	555	Mika Antero Hautala	2:15.712	4.159	0.001	gsxr1000	Superbike
16	85	Andreas Eberl	2:16.152	4.599	0.440	S1000RR	Superbike
17	269	Michael Barth	2:16.259	4.706	0.107	R6	Pro-Supersport
18	441	Danny Raavad	2:16.342	4.789	0.083	600 rr	Pro-Supersport
19	24	Nick Hvolbøl	2:16.361	4.808	0.019	SP	Pro-Superbike
20	96	Viktor Osberg	2:16.466	4.913	0.105	R6	Pro-Supersport
21	170	Mads Pedersen	2:16.726	5.173	0.260		Pro-Supersport
22	83	Janne Koivuniemi	2:16.731	5.178	0.005		Superbike
23	176	Benjamin Andersen	2:16.909	5.356	0.178		Pro-Supersport
24	177	Jere Lipponen	2:16.935	5.382	0.026	CBR 1000	Superbike
25	67	Robert Färestål	2:17.472	5.919	0.537	ZX10R	Pro-Superbike
26	236	Richard Jeitling	2:17.616	6.063	0.144		Supersport
27	76	Keld Sommer	2:17.874	6.321	0.258	CBR 1000 RR	Pro-Superbike
28	166	Robert Oberberger	2:18.476	6.923	0.602	S1000RR	Superbike
29	169	Nils Jadermark	2:18.584	7.031	0.108	panigale 899	Pro-Superbike
30	74	Björn Gunnarsson	2:18.755	7.202	0.171	CBR600RR	Pro-Supersport
31	734	Per Rasksen	2:18.833	7.280	0.078	rc8	Superbike
32	70	Emil Sachmann	2:18.915	7.362	0.082	848	Superbike
33	137	Grunwald HARFMANN	2:18.990	7.437	0.075	SUZUKI 1000	
34	322	Karsten Kirk	2:19.410	7.857	0.420		Superbike
35	511	Pelle Meijer	2:19.478	7.925	0.068	R6	Supersport
36	92	Rune Debel	2:20.074	8.521	0.596	R6	Supersport
37	101	Andreas Beckerbauer	2:20.143	8.590	0.069	s1000RR	Superbike
38	255	Bernhard Führer	2:20.983	9.430	0.840	R1	Superbike
39	144	Thomas Eriksson	2:21.076	9.523	0.093	CBR600RR	Supersport
40	41	Lars Nielsen	2:21.077	9.524	0.001	1000	Pro-Superbike
41	52	Ivan Saaby Hansen	2:21.149	9.596	0.072		Superbike
42	77	Tue Marott	2:21.229	9.676	0.080	gsxr 1000	Superbike
43	73	Marcus Olsson	2:21.342	9.789	0.113	R1	Superbike
44	206	Joachim Schindlauer	2:21.347	9.794	0.005	999s	Superbike
45	155	Timmy Persson	2:21.464	9.911	0.117	CBR600RR	Supersport


Chief of Timing &amp; Scoring

Orbits

Race Director

www.mylaps.com


Licensed to: Zenergy Racing

**Schuberth** **Slovakia Ring 2015**

Thursday

Slovakiaring 5.922 km

all grups all day thursday



Pos	No.	Name	Overall BestTm	Diff	Gap	Make	Class
46	153	Ali Ihsan Firat	2:21.635	10.082	0.171	RSV4R	Superbike
47	0	Michael Boss	2:21.876	10.323	0.241	F3 675	Pro-Supersport
48	109	Stefan Schmitt	2:21.977	10.424	0.101	s1000RR	Superbike
49	33	Tue Møllehøj Larsen	2:21.992	10.439	0.015	R1	Superbike
50	337	Daniel Alstergren	2:22.002	10.449	0.010	Agusta 675	Pro-Supersport
51	175	Bo Pedersen	2:22.344	10.791	0.342	s 1000 rr	Superbike
52	00	Michael Mayer	2:22.390	10.837	0.046		÷ Race
53	174	Ulrik Kjellerup	2:22.793	11.240	0.403	Daytona 675R	Supersport
54	97	Stefan Blomquist	2:22.819	11.266	0.026	HP4	Pro-Superbike
55	106	Fabian Feldmeier	2:22.879	11.326	0.060		Supersport
56	18	Jarmo Yhä Lijoki	2:22.884	11.331	0.005	CBR 1000	Superbike
57	360	Gerhard Fellner	2:23.016	11.463	0.132	GSXR 750	Superbike
58	35	Kim Enevoldsen	2:23.077	11.524	0.061	R6	Supersport
59	26	Jens jensen ApS	2:23.400	11.847	0.323	R1M	Superbike
60	727	Torben Jensen	2:23.456	11.903	0.056	1000rr	Superbike
61	86	Ronni Andersen	2:23.475	11.922	0.019	R1	Superbike
62	722	Henrik Nielsen	2:23.597	12.044	0.122	cbr 600 rr	Supersport
63	0	Michael Graversen	2:23.671	12.118	0.074	1000 K7	
64	630	Olav Östergren	2:23.912	12.359	0.241		Superbike
65	340	Armin Heinrich	2:24.027	12.474	0.115	R1	Superbike
66	68	Lars Nilsson	2:24.070	12.517	0.043	GSX-R 1000	Superbike
67	31	Henrik Larsson	2:24.219	12.666	0.149	R6	Pro-Supersport
68	182	Jonas Dahlgren	2:24.240	12.687	0.021	RC8	Superbike
69	911	Andreas Hammarberg	2:24.298	12.745	0.058	GSXR 1000	Superbike
70	82	Jan-Owe Bengtsson	2:24.509	12.956	0.211		Pro-Superbike
71	30	Rasmus Eriksson	2:24.514	12.961	0.005	R6	Supersport
72	242	Aurore Milton	2:24.719	13.166	0.205		Pro-Supersport
73	138	Rune Stove Romdal	2:24.775	13.222	0.056	GSXR600K3	Supersport
74	13	Nicolaj Damgård Jensen	2:24.813	13.260	0.038	yzf r1	÷ Race
75	5	Martin Svensson	2:25.103	13.550	0.290	Cbr1000rr	Superbike
76	81	Jonas Lenander	2:25.212	13.659	0.109	R6	Supersport
77	0	Timo Tapaninen	2:25.339	13.786	0.127		Superbike
78	45	Henna Ylijoki	2:25.458	13.905	0.119	600	÷ Race
79	48	Hans H. Hansen	2:25.665	14.112	0.207	R6	Supersport
80	2	Josef Wagmüller	2:25.857	14.304	0.192	1000	Superbike
81	4	Peter Asmussen	2:26.138	14.585	0.281	s 1000 rr	Superbike
82	750	Rasmus Christensen	2:26.185	14.632	0.047	749S	Supersport
83	401	Lars Hansen	2:26.340	14.787	0.155	R1	Superbike
84	282	Peter Larsen	2:26.769	15.216	0.429	ZX6R 636	Supersport
85	71	Søren Krogh Larsen	2:26.862	15.309	0.093		Superbike
86	111	Dan Olofsson	2:27.004	15.451	0.142	rsv4	Pro-Superbike
87	100	Daniel Grünauer	2:27.017	15.464	0.013	ZX10R	Superbike
88	12	Kevin König	2:27.082	15.529	0.065	CBR 600	Supersport
89	276	Beischl Daniel	2:27.116	15.563	0.034	s1000rr	
90	533	Flemming Hole	2:27.129	15.576	0.013	1000RR	Superbike

Chief of Timing &amp; Scoring

Orbits

Race Director

www.mylaps.com

Licensed to: Zenergy Racing



Schuberth




midtfyns mc- og  
autoreparation a/s

# Slovakia Ring 2015

Thursday

Slovakiaring 5.922 km

all grups all day thursday



Pos	No.	Name	Overall BestTm	Diff	Gap	Make	Class
91	64	Frank Pedersen	2:27.323	15.770	0.194	fireblade	Pro-Superbike
92	43	Simon Jespersen	2:27.337	15.784	0.014	NSF250R	Moto 3 / 4½
93	59	Simon Östergren	2:27.532	15.979	0.195		Supersport
94	21	Michael Jul Sørensen	2:27.539	15.986	0.007	GSX-R 600	Supersport
95	105	Jens Lindström	2:27.607	16.054	0.068	S1000RR	Superbike
96	224	Mikael Caldell	2:27.665	16.112	0.058	Cbr1000rr	Pro-Superbike
97	130	Jef Frederiksen	2:27.767	16.214	0.102	R6	Supersport
98	54	Victor Hallberg	2:27.892	16.339	0.125	R6	Supersport
99	7	Aslan Hasan	2:27.963	16.410	0.071	CBR 600	Supersport
100	250	Harly Bregendahl	2:27.971	16.418	0.008	gsxr 600	Supersport
101	104	Niels Christian Jørgensen	2:27.978	16.425	0.007	zx6r 2007	Supersport
102	8	André van den Berg	2:28.140	16.587	0.162		Superbike
103	300	Pee Don	2:28.231	16.678	0.091	R6	Supersport
104	14	Pierre Knudsen	2:28.338	16.785	0.107	r6	Supersport
105	129	Mikael Högberg	2:28.401	16.848	0.063		Supersport
106	15	Lars Marholt	2:28.523	16.970	0.122	1199	Superbike
107	229	Henrik Lilja	2:28.589	17.036	0.066	ZX6r	Supersport
108	113	Danny Lambrecht	2:28.608	17.055	0.019	RACE!!!	Superbike
109	161	Arne Hartmann	2:28.643	17.090	0.035	ZX10R	Superbike
110	711	Michael Schösser	2:28.843	17.290	0.200	848	Supersport
111	184	Christoph Haas	2:28.941	17.388	0.098		Superbike
112	283	Henrik Nielsen	2:29.004	17.451	0.063	Daytona 675	Supersport
113	410	Andreas Mücke	2:29.121	17.568	0.117		Superbike
114	99	Lars Henrik Persson	2:29.192	17.639	0.071	S1000RR	Superbike
115	822	Morten Vejle Christoffersen	2:29.384	17.831	0.192	RSV4	Superbike
116	46	Marcus Alsing	2:29.524	17.971	0.140	ZX6R	Supersport
117	115	Søren Lundh	2:29.541	17.988	0.017	R6	Supersport
118	114	Thomas Kiss	2:29.919	18.366	0.378		Supersport
119	36	Morgan Mesetovic	2:30.024	18.471	0.105	CBR600RR	Pro-Supersport
120	119	Frank Hengartner	2:30.030	18.477	0.006		Superbike
121	226	Johanna Innerfors	2:30.108	18.555	0.078		Pro-Supersport
122	710	Ole Svendsen	2:30.637	19.084	0.529		Supersport
123	78	Bengt Börjesson	2:30.741	19.188	0.104	Zx10R	Superbike
124	627	Finn Gregersen	2:30.759	19.206	0.018	R1	Superbike
125	32	Morten Dan Jensen	2:30.829	19.276	0.070	1098s	Superbike
126	40	Jan Day Nielsen	2:30.911	19.358	0.082	600rr	÷ Race
127	164	Joachim Larsson	2:31.193	19.640	0.282	R1	Superbike
128	544	Michael Boll	2:31.364	19.811	0.171	gsxr 750	Superbike
129	37	Carsten Larsen	2:31.373	19.820	0.009	gsxr750	Superbike
130	107	Peter Bo Jensen	2:31.428	19.875	0.055	cbr 1000 RR	÷ Race
131	195	Anders Adelbøg	2:31.467	19.914	0.039	zx6rr	Supersport
132	369	Alexander Haas	2:31.517	19.964	0.050		Superbike
133	122	Filip Rasmussen	2:31.935	20.382	0.418	Gsxr 750	Superbike
134	47	Per Bixo	2:32.150	20.597	0.215	Cbr600rr	Supersport
135	11	Max Rosenbeck Nedergaard	2:32.155	20.602	0.005	675	Supersport

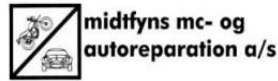
Chief of Timing & Scoring

Orbits

Race Director

www.mylaps.com

Licensed to: Zenergy Racing


**Schuberth** 

# Slovakia Ring 2015

Thursday

Slovakiaring 5.922 km

all grups all day thursday



Pos	No.	Name	Overall BestTm	Diff	Gap	Make	Class
136	62	Steffen Hertz	2:32.214	20.661	0.059	1098 S	Superbike
137	3	Niklas Viklund	2:32.249	20.696	0.035	R1	÷ Race
138	65	Max Färestål	2:32.265	20.712	0.016	RSV4	Pro-Superbike
139	497	Florian Neudecker	2:32.304	20.751	0.039		Supersport
140	444	Kenneth Fruensgaard	2:32.382	20.829	0.078	Panigale	÷ Race
141	146	Seppo Paukku	2:32.435	20.882	0.053		Superbike
142	192	Tony Paukku	2:32.940	21.387	0.505	Cbr600rr	Supersport
143	147	Mikkel Jørgensen	2:33.170	21.617	0.230	gsxr 1000	÷ Race
144	56	Martin Greve Hansen	2:33.209	21.656	0.039	gsx-r 600	Supersport
145	87	Knud Skovgaard Jensen	2:33.455	21.902	0.246	600rr	Supersport
146	72	Børge Kristoffersen	2:33.556	22.003	0.101	R1	Superbike
147	321	Borsky	2:33.775	22.222	0.219		
148	69	Anders Holmgaard	2:33.794	22.241	0.019		Supersport
149	225	Allan Sachmann	2:33.999	22.446	0.205	848	Superbike
150	163	Christian Goiginger	2:34.196	22.643	0.197	R1	Superbike
151	172	Lasse Mølskov	2:34.270	22.717	0.074	GSX-R750	Superbike
152	265	Peter Haugård Olsen	2:34.405	22.852	0.135	R6	Supersport
153	39	Robert Persson	2:34.834	23.281	0.429	S1000RR	Superbike
154	88	Michael nansen paulsen	2:35.191	23.638	0.357	r1	Superbike
155	878	Brian Sørensen	2:35.415	23.862	0.224		Superbike
156	358	Michael Holst	2:35.811	24.258	0.396	ZX10R	Superbike
157	117	Anna Adbring	2:35.840	24.287	0.029	RS 125	Moto 3 / 4½
158	50	Ralf Madsen	2:35.897	24.344	0.057	CBR 600RR	Supersport
159	135	Brian Rossing	2:35.946	24.393	0.049	R6 08	Supersport
160	93	Linda Öberg	2:36.231	24.678	0.285		Supersport
161	61	Bent Fischer	2:36.380	24.827	0.149		Superbike
162	515	Jonas Husted	2:36.478	24.925	0.098		Supersport
163	749	Lars Snakkebas Christensen	2:37.063	25.510	0.585	749	Supersport
164	675	Danniel Byberg	2:37.126	25.573	0.063	675	Supersport
165	428	Michael Lutz	2:37.607	26.054	0.481	RSV4	Superbike
166	102	Kenneth Faaborg Schrøder	2:37.725	26.172	0.118	R6	
167	641	Max Møller	2:37.935	26.382	0.210		Supersport
168	55	Nicky Raavad	2:38.294	26.741	0.359		Moto 3 / 4½
169	351	Lars Lindman	2:38.387	26.834	0.093	RS 125 R	Moto 3 / 4½
170	227	Fredrik Stendahl	2:38.416	26.863	0.029	R1	
171	222	Martin Jul Sørensen	2:38.539	26.986	0.123	CBR 600 RR	Supersport
172	327	John Strand	2:38.911	27.358	0.372	CBR 600 RR	Supersport
173	110	Anders Lindegaard Christensen	2:39.143	27.590	0.232		Superbike
174	447	Åsa Lindman	2:39.165	27.612	0.022	RGV 250	÷ Race
175	200	Patrik Bergstrom	2:39.236	27.683	0.071	R1	÷ Race
176	51	Mikkel Bay	2:40.323	28.770	1.087	R6	Supersport
177	145	Philip Hole	2:40.760	29.207	0.437	250cc	Moto 3 / 4½
178	777	Rune Uthaug Rasmussen	2:40.804	29.251	0.044	R6	÷ Race
179	103	Morten Hoegsvig	2:40.858	29.305	0.054	Gsxr 1000	Superbike
180	1	Jim van den Berg	2:41.223	29.670	0.365	1000 rr	Supersport


Chief of Timing &amp; Scoring

Orbits

Race Director

www.mylaps.com


Licensed to: Zenergy Racing

**Schuberth** **Slovakia Ring 2015**

Thursday

Slovakiaring 5.922 km

all grups all day thursday



Pos	No.	Name	Overall BestTm	Diff	Gap	Make	Class
181	165	Allan Brandt	2:41.481	29.928	0.258	R6 07	Supersport
182	245	Pelle Lundberg	2:41.582	30.029	0.101	S1000RR	Superbike
183	75	Tonni Foged Hansen	2:41.908	30.355	0.326	cbr 600 rr	Supersport
184	136	Agneta Persson	2:41.959	30.406	0.051	CBR600RR	Supersport
185	84	Christoffer Sjöberg	2:43.626	32.073	1.667		Superbike
186	38	Morten Lomholt	2:43.746	32.193	0.120	1000 Fireblade	Superbike
187	132	Anders Grønvold Jensen	2:44.159	32.606	0.413	gsx 750	Superbike
188	310	Michael Rasmussen	2:44.449	32.896	0.290	GSXR 600	Supersport
189	279	Michael Skindersø	2:44.793	33.240	0.344	R6	÷ Race
190	25	Simon Pettersson	2:45.557	34.004	0.764	Daytona 675	Supersport
191	16	Jonas Radekop	2:45.758	34.205	0.201	GSXR 1000	Superbike
192	10	Tino Hole	2:46.034	34.481	0.276		Moto 3 / 4½
193	80	Bo Kristoffersen	2:46.180	34.627	0.146	R1	Superbike
194	28	Martin Paaske Rasmussen	2:46.303	34.750	0.123	CBR 400	Moto 3 / 4½
195	116	Sinisa Dakovic	2:47.019	35.466	0.716	CBR 1000 RR	÷ Race
196	134	Karsten Matthisen	2:47.064	35.511	0.045	sv1000	÷ Race
197	44	Henrik Iyke	2:47.075	35.522	0.011	r6	
198	125	Walter Mannes	2:47.128	35.575	0.053	R1200R	Superbike
199	735	Anders D Kristensen	2:47.714	36.161	0.586		Supersport
200	29	Armands Elksnis	2:48.044	36.491	0.330	cbr600rr	Supersport
201	126	Henrik Ove Sørensen	2:48.443	36.890	0.399	cbr 954 rr	÷ Race
202	261	Brian Varta	2:48.799	37.246	0.356	GSX-R 750	Superbike
203	98	Martin Langkilde Andersen	2:48.975	37.422	0.176	R6	÷ Race
204	57	Erik Debel	2:49.133	37.580	0.158	GSXR600	Supersport
205	140	thomas larsen	2:49.336	37.783	0.203	zx6r	÷ Race
206	34	Robin Lundberg	2:49.433	37.880	0.097	ZX10R	Superbike
207	465	Johnny Nordman	2:49.444	37.891	0.011	rsv4	Superbike
208	20	Girts Auzins	2:49.995	38.442	0.551	zx10r	÷ Race
209	258	Jan Toft	2:50.153	38.600	0.158	R1	Superbike
210	133	Joel Rydergren	2:50.366	38.813	0.213	250	Moto 3 / 4½
211	230	Marck Varta	2:51.495	39.942	1.129	GSX-R 750	Supersport
212	112	Robert Gösta	2:51.936	40.383	0.441	848	Superbike
213	60	Paul Palethorpe	2:53.299	41.746	1.363	r6	Supersport
214	49	Birger Golubov	2:53.472	41.919	0.173	sv1000	
215	79	Torben Breinegaard	2:53.697	42.144	0.225	1098S	Superbike
216	58	Ola Nilsson	2:53.720	42.167	0.023	600 RR	Supersport
217	95	Lisa Persson	2:53.905	42.352	0.185		Supersport
218	-??-	- 3965118 -	2:54.333	42.780	0.428		
219	167	George Fratilesco	2:54.727	43.174	0.394		Supersport
220	66	Torben Jensen	2:54.810	43.257	0.083	6r	Supersport
221	108	Karin Gustavsson	2:54.962	43.409	0.152	CBR600RR	Supersport
222	264	Henrik Bruun	2:55.146	43.593	0.184	R6 2007	Supersport
223	118	Linda Alsing	2:56.013	44.460	0.867	R1	Superbike
224	550	Dorte Pedersen	2:56.253	44.700	0.240	R6 2006	Supersport
225	615	August Bruun	2:57.355	45.802	1.102	600rr	Supersport

Chief of Timing &amp; Scoring

Orbits

Race Director

www.mylaps.com

Licensed to: Zenergy Racing



Schuberth




midfyns mc- og  
autoreparation a/s

# Slovakia Ring 2015

Thursday

Slovakiaring 5.922 km

all grups all day thursday



Pos	No.	Name	Overall	BestTm	Diff	Gap	Make	Class
226	42	Christian Bäverstrand	2:57.551	45.998	0.196		Street Triple R 67	Supersport
227	94	Rasmus Poulsen	2:57.889	46.336	0.338		R6	Supersport
228	198	Lucas Bruun Christensen	2:59.063	47.510	1.174			Supersport
229	121	Thomas Adbring	3:01.621	50.068	2.558		250 Ninja	Moto 3 / 4½
230	188	Helena Raaby	3:05.667	54.114	4.046			Supersport
231	19	Nicolai Thor Steffens Pedersen	3:23.771	1:12.218	18.104			÷ Race
232	124	Stefan Due	3:24.359	1:12.806	0.588		r6 07	÷ Race
233	91	Tim Mortensen	3:56.022	1:44.469	31.663		R1 2012	Superbike
234	6	Ditte Sommer	4:07.169	1:55.616	11.147		R6	Supersport
235	27	Thorleif Møller						Pro-Superbike
236	999							
237	120	Henrik Duedahl					999	Superbike

Chief of Timing & Scoring

Race Director

Orbits

www.mylaps.com

Licensed to: Zenergy Racing