



**Schuberth** **Slovakia Ring 2015**

Friday

Slovakiaring 5.922 km

all groups all day friday



Pos	No.	Name	Overall BestTm	Diff	Gap	Make	Class
1	237	Simon Tirsgaard	2:07.704			S1000 RR 2015	Pro-Superbike
2	9	Jari Tuovinen	2:10.626	2.922	2.922	CBR 1000RR	Pro-Superbike
3	555	Mika Antero Hautala	2:11.812	4.108	1.186	gsxr1000	Superbike
4	89	Mike Kristiansen	2:12.019	4.315	0.207		Pro-Superbike
5	24	Nick Hvolbøl	2:12.215	4.511	0.196	SP	Pro-Superbike
6	22	Patrik Carvall	2:12.805	5.101	0.590	Panigale 1299	Pro-Superbike
7	254	Sepp Gerstl	2:12.993	5.289	0.188	s1000RR	Superbike
8	127	Michal Malek	2:13.699	5.995	0.706		÷ Race
9	83	Janne Koivuniemi	2:13.828	6.124	0.129		Superbike
10	158	Tobias Hallengren	2:13.869	6.165	0.041	S1000RR	Pro-Superbike
11	37	Steven Tirsgaard	2:13.872	6.168	0.003	Kawasaki ZX6R	Pro-Supersport
12	171	Jan Kopponen	2:13.890	6.186	0.018		Superbike
13	85	Andreas Eberl	2:14.011	6.307	0.121	S1000RR	Superbike
14	90	Kim Ræs Jensen	2:14.148	6.444	0.137		Pro-Superbike
15	27	Thorleif Møller	2:14.167	6.463	0.019	R1M	Pro-Superbike
16	269	Michael Barth	2:14.633	6.929	0.466	R6	Pro-Supersport
17	441	Danny Raavad	2:14.688	6.984	0.055	600 rr	Pro-Supersport
18	210	Christian Lettner	2:14.690	6.986	0.002	S1000RR	Superbike
19	23	Niklas Långkvist (3st)	2:14.832	7.128	0.142	600RR	Pro-Supersport
20	162	Gerhard REINTHALLER	2:14.873	7.169	0.041	S1000RR	Superbike
21	176	Benjamin Andersen	2:15.356	7.652	0.483		Pro-Supersport
22	96	Viktor Osberg	2:15.615	7.911	0.259	R6	Pro-Supersport
23	74	Björn Gunnarsson	2:15.748	8.044	0.133	CBR600RR	Pro-Supersport
24	236	Richard Jeitling	2:15.886	8.182	0.138		Supersport
25	177	Jere Lipponen	2:15.895	8.191	0.009	CBR 1000	Superbike
26	170	Mads Pedersen	2:15.958	8.254	0.063		Pro-Supersport
27	734	Per Rasksen	2:16.490	8.786	0.532	rc8	Superbike
28	337	Daniel Alstergren	2:16.499	8.795	0.009	Agusta 675	Pro-Supersport
29	169	Nils Jadermark	2:16.499	8.795		panigale 899	Pro-Superbike
30	511	Pelle Meijer	2:16.503	8.799	0.004	R6	Pro-Supersport
31	67	Robert Färestål	2:16.533	8.829	0.030	ZX10R	Pro-Superbike
32	166	Christian Henning	2:16.679	8.975	0.146	S1000RR	Superbike
33	137	Grunwald HARFMANN	2:16.923	9.219	0.244	SUZUKI 1000	÷ Race
34	154	Walther Lorenz	2:16.974	9.270	0.051	Suzuki GSXR 750	Superbike
35	41	Lars Nielsen	2:17.201	9.497	0.227	1000	Pro-Superbike
36	101	Andreas Beckerbauer	2:17.261	9.557	0.060	s1000RR	Superbike
37	255	Bernhard Führer	2:17.826	10.122	0.565	R1	Superbike
38	33	Tue Møllehøj Larsen	2:17.994	10.290	0.168	R1	Superbike
39	109	Stefan Schmitt	2:18.082	10.378	0.088	s1000RR	Superbike
40	73	Marcus Olsson	2:18.259	10.555	0.177	R1	Superbike
41	0	Michael Boss	2:18.923	11.219	0.664	F3 675	Pro-Supersport
42	340	Armin Heinrich	2:18.926	11.222	0.003	R1	Superbike
43	144	Thomas Eriksson	2:19.179	11.475	0.253	CBR600RR	Supersport
44	82	Jan-Owe Bengtsson	2:19.260	11.556	0.081		Pro-Superbike
45	00	Michael Mayer	2:19.285	11.581	0.025		÷ Race


Chief of Timing &amp; Scoring

Orbits

Race Director

www.mylaps.com


Licensed to: Zenergy Racing

**Schuberth** **Slovakia Ring 2015**

Friday

Slovakiaring 5.922 km

all groups all day friday



Pos	No.	Name	Overall BestTm	Diff	Gap	Make	Class
46	70	Emil Sachmann	2:19.287	11.583	0.002	848	Superbike
47	287	Egorov Egor	2:19.327	11.623	0.040	Honda 1000RR	Pro-Superbike
48	51	Efim Mavlyanov	2:19.332	11.628	0.005	Aprilia	Pro-Superbike
49	630	Olav Östergren	2:19.342	11.638	0.010		Superbike
50	322	Karsten Kirk	2:19.598	11.894	0.256		Superbike
51	111	Dan Olofsson	2:19.806	12.102	0.208	rsv4	Pro-Superbike
52	571	Angermayer Markus	2:19.849	12.145	0.043	GSX-R 750	Superbike
53	572	Angermayer Roman	2:20.143	12.439	0.294	GSX-R 750	Superbike
54	148	Inozemzev Slava	2:20.240	12.536	0.097	Aprilia	Pro-Superbike
55	26	Jens jensen ApS	2:20.266	12.562	0.026	R1M	Superbike
56	206	Joachim Schindlauer	2:20.309	12.605	0.043	999s	Superbike
57	0	Timo Tapaninen	2:20.485	12.781	0.176		Superbike
58	31	Henrik Larsson	2:20.532	12.828	0.047	R6	Pro-Supersport
59	0	Michael Graversen	2:20.534	12.830	0.002	1000 K7	÷ Race
60	155	Timmy Persson	2:20.839	13.135	0.305	CBR600RR	Supersport
61	68	Lars Nilsson	2:20.867	13.163	0.028	GSX-R 1000	Superbike
62	97	Stefan Blomquist	2:20.992	13.288	0.125	HP4	Pro-Superbike
63	360	Gerhard Fellner	2:21.012	13.308	0.020	GSXR 750	Superbike
64	727	Torben Jensen	2:21.089	13.385	0.077	1000rr	Superbike
65	76	Keld Sommer	2:21.520	13.816	0.431	CBR 1000 RR	Pro-Superbike
66	911	Andreas Hammarberg	2:21.555	13.851	0.035	GSXR 1000	Superbike
67	182	Jonas Dahlgren	2:21.595	13.891	0.040	RC8	÷ Race
68	13	Nicolaj Damgård Jensen	2:21.626	13.922	0.031	yzf r1	÷ Race
69	52	Ivan Saaby Hansen	2:21.685	13.981	0.059		Superbike
70	35	Kim Enevoldsen	2:21.750	14.046	0.065	R6	Supersport
71	64	Frank Pedersen	2:22.034	14.330	0.284	fireblade	Pro-Superbike
72	86	Ronni Andersen	2:22.433	14.729	0.399	R1	Superbike
73	369	Alexander Haas	2:22.449	14.745	0.016		Superbike
74	750	Rasmus Christensen	2:22.449	14.745		749S	Supersport
75	5	Martin Svensson	2:22.475	14.771	0.026	Cbr1000rr	Superbike
76	722	Henrik Nielsen	2:22.480	14.776	0.005	cbr 600 rr	Supersport
77	138	Rune Stove Romdal	2:22.526	14.822	0.046	GSXR600K3	Supersport
78	81	Sandra Lenander	2:22.554	14.850	0.028	R6	Supersport
79	700	Kirill Kruzchkov	2:22.736	15.032	0.182	BMW 1000RR	Pro-Superbike
80	161	Arne Hartmann	2:22.775	15.071	0.039	ZX10R	Superbike
81	242	Aurore Milton	2:22.831	15.127	0.056		Pro-Supersport
82	30	Rasmus Eriksson	2:22.933	15.229	0.102	R6	Supersport
83	100	Daniel Grünauer	2:23.340	15.636	0.407	ZX10R	Superbike
84	2	Josef Wagnmüller	2:23.727	16.023	0.387	1000	Superbike
85	59	Simon Östergren	2:23.791	16.087	0.064		Supersport
86	12	Kevin König	2:23.820	16.116	0.029	CBR 600	Supersport
87	163	Christian Goiginger	2:23.822	16.118	0.002	R1	Superbike
88	48	Hans H. Hansen	2:23.928	16.224	0.106	R6	Supersport
89	18	Jarmo Yhä Lijoki	2:24.075	16.371	0.147	CBR 1000	Superbike
90	282	Peter Larsen	2:24.122	16.418	0.047	ZX6R 636	Supersport

Chief of Timing &amp; Scoring

Orbits

Race Director

www.mylaps.com

Licensed to: Zenergy Racing

Page 2/6



Schuberth




midtfyns mc- og  
autoreparation a/s

# Slovakia Ring 2015

Friday

Slovakiaring 5.922 km

all groups all day friday



Pos	No.	Name	Overall BestTm	Diff	Gap	Make	Class
91	99	Lars Henrik Persson	2:24.243	16.539	0.121	S1000RR	Superbike
92	104	Niels Christian Jørgensen	2:24.254	16.550	0.011	zx6r 2007	Supersport
93	300	Pee Don	2:24.326	16.622	0.072	R6	Supersport
94	216	Michael Mayer	2:24.377	16.673	0.051		Superbike
95	533	Flemming Hole	2:24.390	16.686	0.013	1000RR	Superbike
96	401	Lars Hansen	2:24.581	16.877	0.191	R1	Superbike
97	122	Filip Rasmussen	2:24.592	16.888	0.011	Gsxr 750	Superbike
98	113	Danny Lambrecht	2:24.607	16.903	0.015	RACE!!!	Superbike
99	105	Jens Lindström	2:24.668	16.964	0.061	S1000RR	Superbike
100	175	Bo Pedersen	2:24.972	17.268	0.304	s 1000 rr	Superbike
101	47	Per Bixo	2:24.984	17.280	0.012	Cbr600rr	Supersport
102	65	Max Färestål	2:25.004	17.300	0.020	RSV4	Pro-Superbike
103	153	Ali Ihsan Firat	2:25.008	17.304	0.004	RSV4R	Superbike
104	43	Simon Jespersen	2:25.033	17.329	0.025	NSF250R	Moto 3 / 4½
105	8	André van den Berg	2:25.069	17.365	0.036		Superbike
106	107	Peter Bo Jensen	2:25.121	17.417	0.052	cbr 1000 RR	÷ Race
107	130	Jef Frederiksen	2:25.123	17.419	0.002	R6	Supersport
108	45	Henna Ylijoki	2:25.337	17.633	0.214	600	Supersport
109	4	Peter Asmussen	2:25.409	17.705	0.072	s 1000 rr	Superbike
110	267	Robert Oberberger	2:25.513	17.809	0.104	Aprilia	Superbike
111	276	Beischl Daniel	2:25.652	17.948	0.139	s1000rr	÷ Race
112	229	Henrik Lilja	2:25.674	17.970	0.022	ZX6r	Supersport
113	129	Mikael Högberg	2:25.690	17.986	0.016		Supersport
114	71	Søren Krogh Larsen	2:25.988	18.284	0.298		Superbike
115	114	Thomas Kiss	2:26.142	18.438	0.154		Supersport
116	46	Marcus Alsing	2:26.471	18.767	0.329	ZX6R	Supersport
117	36	Morgan Mesetovic	2:26.494	18.790	0.023	CBR600RR	Pro-Supersport
118	115	Søren Lundh	2:26.949	19.245	0.455	R6	Supersport
119	78	Bengt Börjesson	2:27.003	19.299	0.054	Zx10R	Superbike
120	749	Lars Snakkebas Christensen	2:27.053	19.349	0.050	749	Supersport
121	497	Florian Neudecker	2:27.123	19.419	0.070		Supersport
122	184	Christoph Haas	2:27.210	19.506	0.087		Superbike
123	11	Max Rosenbeck Nedergaard	2:27.475	19.771	0.265	675	Supersport
124	250	Harly Bregendahl	2:27.608	19.904	0.133	gsxr 600	Supersport
125	106	Fabian Feldmeier	2:28.016	20.312	0.408		Supersport
126	444	Kenneth Fruensgaard	2:28.104	20.400	0.088	Panigale	÷ Race
127	192	Tony Paukku	2:28.116	20.412	0.012	Cbr600rr	Supersport
128	710	Ole Svendsen	2:28.131	20.427	0.015		Supersport
129	14	Pierre Knudsen	2:28.138	20.434	0.007	r6	Supersport
130	147	Mikkel Jørgensen	2:28.234	20.530	0.096	gsxr 1000	÷ Race
131	410	Andreas Mücke	2:28.252	20.548	0.018		Superbike
132	21	Michael Jul Sørensen	2:28.484	20.780	0.232	GSX-R 600	Supersport
133	711	Michael Schösser	2:28.522	20.818	0.038	848	Supersport
134	40	Jan Day Nielsen	2:28.627	20.923	0.105	600rr	Supersport
135	544	Michael Boll	2:28.778	21.074	0.151	gsxr 750	Superbike

Chief of Timing & Scoring

Orbits

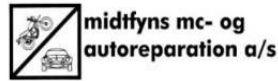
Race Director

www.mylaps.com

Licensed to: Zenergy Racing



Schuberth




# Slovakia Ring 2015

Friday

Slovakiaring 5.922 km

all groups all day friday



Pos	No.	Name	Overall BestTm	Diff	Gap	Make	Class
136	56	Martin Greve Hansen	2:29.307	21.603	0.529	gsx-r 600	Supersport
137	88	Michael nansen paulsen	2:29.718	22.014	0.411	r1	÷ Race
138	226	Johanna Innerfors	2:29.735	22.031	0.017		Pro-Supersport
139	195	Anders Adelbøg	2:29.840	22.136	0.105	zx6rr	Supersport
140	164	Joachim Larsson	2:29.985	22.281	0.145	R1	Superbike
141	87	Knud Skovgaard Jensen	2:30.158	22.454	0.173	600rr	Supersport
142	146	Seppo Paukku	2:30.302	22.598	0.144		Superbike
143	283	Henrik Nielsen	2:30.381	22.677	0.079	Daytona 675	Supersport
144	3	Niklas Viklund	2:30.575	22.871	0.194	R1	÷ Race
145	627	Finn Gregersen	2:30.584	22.880	0.009	R1	Superbike
146	119	Frank Hengartner	2:30.756	23.052	0.172		Superbike
147	117	Anna Adbring	2:30.791	23.087	0.035	RS 125	Moto 3 / 4½
148	61	Bent Fischer	2:31.140	23.436	0.349		Superbike
149	50	Ralf Madsen	2:31.159	23.455	0.019	CBR 600RR	Supersport
150	120	Henrik Duedahl	2:31.272	23.568	0.113	999	Superbike
151	428	Michael Lutz	2:31.305	23.601	0.033	RSV4	Superbike
152	878	Brian Sørensen	2:31.526	23.822	0.221		Superbike
153	103	Morten Hoegsvig	2:32.081	24.377	0.555	Gsxr 1000	Superbike
154	225	Allan Sachmann	2:32.329	24.625	0.248	848	Superbike
155	515	Jonas Husted	2:32.640	24.936	0.311		Supersport
156	37	Carsten Larsen	2:32.718	25.014	0.078	gsxr750	Superbike
157	172	Lasse Mølskov	2:32.870	25.166	0.152	GSX-R750	Superbike
158	135	Brian Rossing	2:32.909	25.205	0.039	R6 08	Supersport
159	264	Henrik Bruun	2:33.115	25.411	0.206	R6 2007	Supersport
160	1	Jim van den Berg	2:33.123	25.419	0.008	1000 rr	Supersport
161	227	Fredrik Stendahl	2:33.134	25.430	0.011	R1	÷ Race
162	675	Danniel Byberg	2:33.172	25.468	0.038	675	Supersport
163	265	Peter Haugård Olsen	2:33.248	25.544	0.076	R6	Supersport
164	69	Anders Holmgaard	2:33.324	25.620	0.076		Supersport
165	145	Philip Hole	2:34.022	26.318	0.698	250cc	Moto 3 / 4½
166	92	Rune Debel	2:34.145	26.441	0.123	R6	Supersport
167	62	Steffen Hertz	2:34.223	26.519	0.078	1098 S	Superbike
168	822	Morten Vejle Christoffersen	2:34.229	26.525	0.006	RSV4	Superbike
169	136	Agneta Persson	2:34.234	26.530	0.005	CBR600RR	Supersport
170	110	Anders Lindegaard Christensen	2:34.452	26.748	0.218		Superbike
171	93	Linda Öberg	2:34.742	27.038	0.290		Supersport
172	39	Robert Persson	2:34.889	27.185	0.147	S1000RR	Superbike
173	15	Lars Marholt	2:35.071	27.367	0.182	1199	Superbike
174	72	Børge Kristoffersen	2:35.087	27.383	0.016	R1	Superbike
175	465	Johnny Nordman	2:35.407	27.703	0.320	rsv4	Superbike
176	351	Lars Lindman	2:35.477	27.773	0.070	RS 125 R	Moto 3 / 4½
177	80	Bo Kristoffersen	2:36.202	28.498	0.725	R1	Superbike
178	55	Nicky Raavad	2:36.446	28.742	0.244		Moto 3 / 4½
179	165	Allan Brandt	2:36.750	29.046	0.304	R6 07	Supersport
180	310	Michael Rasmussen	2:36.801	29.097	0.051	GSXR 600	Supersport

Chief of Timing & Scoring

Orbits

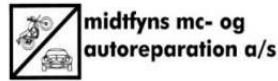
Race Director

www.mylaps.com

Licensed to: Zenergy Racing



Schuberth



# Slovakia Ring 2015

Friday

Slovakiaring 5.922 km

all groups all day friday

Pos	No.	Name	Overall BestTm	Diff	Gap	Make	Class
181	222	Martin Jul Sørensen	2:36.862	29.158	0.061	CBR 600 RR	Supersport
182	200	Patrik Bergstrom	2:37.481	29.777	0.619	R1	÷ Race
183	358	Michael Holst	2:37.560	29.856	0.079	ZX10R	Superbike
184	777	Rune Uthaug Rasmussen	2:37.723	30.019	0.163	R6	÷ Race
185	279	Michael Skindersø	2:37.723	30.019		R6	÷ Race
186	10	Tino Hole	2:37.929	30.225	0.206		Moto 3 / 4½
187	51	Mikkel Bay	2:38.277	30.573	0.348	R6	Supersport
188	198	Lucas Bruun Christensen	2:38.300	30.596	0.023		Supersport
189	327	John Strand	2:38.774	31.070	0.474	CBR 600 RR	Supersport
190	44	Henrik Iyкке	2:38.874	31.170	0.100	r6	Supersport
191	84	Christoffer Sjöberg	2:38.991	31.287	0.117		Superbike
192	102	Kenneth Faaborg Schrøder	2:39.311	31.607	0.320	R6	÷ Race
193	29	Armands Elksnis	2:39.690	31.986	0.379	cbr600rr	Supersport
194	25	Simon Pettersson	2:40.025	32.321	0.335	Daytona 675	Supersport
195	75	Tonni Foged Hansen	2:40.547	32.843	0.522	cbr 600 rr	Supersport
196	98	Martin Langkilde Andersen	2:40.795	33.091	0.248	R6	÷ Race
197	641	Max Møller	2:40.964	33.260	0.169		Supersport
198	95	Lisa Persson	2:41.024	33.320	0.060		Supersport
199	615	August Bruun	2:41.404	33.700	0.380	600rr	Supersport
200	521	Flemming Larsen	2:41.661	33.957	0.257	Cbr 1000rr og 2 C	Superbike
201	261	Brian Varta	2:41.850	34.146	0.189	GSX-R 750	Superbike
202	28	Martin Paaske Rasmussen	2:42.139	34.435	0.289	CBR 400	Moto 3 / 4½
203	230	Marck Varta	2:42.149	34.445	0.010	GSX-R 750	Supersport
204	16	Jonas Radekop	2:42.391	34.687	0.242	GSXR 1000	Superbike
205	116	Sinisa Dakovic	2:42.426	34.722	0.035	CBR 1000 RR	÷ Race
206	132	Anders Grønvold Jensen	2:42.995	35.291	0.569	gsx 750	Superbike
207	60	Paul Palethorpe	2:43.637	35.933	0.642	r6	Supersport
208	42	Christian Bäverstrand	2:43.989	36.285	0.352	Street Triple R 67	Supersport
209	125	Walter Mannes	2:44.106	36.402	0.117	R1200R	Superbike
210	20	Girts Auzins	2:44.131	36.427	0.025	zx10r	÷ Race
211	38	Morten Lomholt	2:44.439	36.735	0.308	1000 Fireblade	Superbike
212	94	Rasmus Poulsen	2:44.642	36.938	0.203	R6	÷ Race
213	79	Torben Breinegaard	2:44.651	36.947	0.009	1098S	Superbike
214	133	Joel Rydergren	2:45.626	37.922	0.975	250	Moto 3 / 4½
215	152	Sami Durrani	2:45.688	37.984	0.062		÷ Race
216	245	Pelle Lundberg	2:45.795	38.091	0.107	S1000RR	Superbike
217	134	Karsten Matthisen	2:46.222	38.518	0.427	sv1000	÷ Race
218	140	thomas larsen	2:46.602	38.898	0.380	zx6r	÷ Race
219	34	Robin Lundberg	2:46.932	39.228	0.330	ZX10R	Superbike
220	66	Torben Jensen	2:47.702	39.998	0.770	6r	Supersport
221	58	Ola Nilsson	2:47.891	40.187	0.189	600 RR	Supersport
222	108	Karin Gustavsson	2:48.817	41.113	0.926	CBR600RR	Supersport
223	49	Birger Golubov	2:48.850	41.146	0.033	sv1000	÷ Race
224	112	Robert Gösta	2:49.092	41.388	0.242	848	Superbike
225	167	George Fratilesco	2:52.795	45.091	3.703		Supersport

Chief of Timing & Scoring

Orbits

Race Director

www.mylaps.com

Licensed to: Zenergy Racing



Schuberth




midfyns mc- og  
autoreparation a/s

# Slovakia Ring 2015

Friday

Slovakiaring 5.922 km

all groups all day friday



Pos	No.	Name	Overall BestTm	Diff	Gap	Make	Class
226	126	Henrik Ove Sørensen	2:53.119	45.415	0.324	cbr 954 rr	Supersport
227	000	4532299	2:53.953	46.249	0.834		
228	121	Thomas Adbring	2:54.742	47.038	0.789	250 Ninja	Moto 3 / 4½
229	57	Erik Debel	2:55.257	47.553	0.515	GSXR600	Supersport
230	188	Helena Raaby	2:55.390	47.686	0.133		Supersport
231	118	Linda Alsing	3:00.397	52.693	5.007	R1	Superbike
232	258	Jan Toft	3:02.546	54.842	2.149	R1	Superbike
233	19	Nicolai Thor Steffens Pedersen	3:10.969	1:03.265	8.423		÷ Race
234	447	Åsa Lindman	3:20.315	1:12.611	9.346	RGV 250	÷ Race
235	124	Stefan Due	3:30.550	1:22.846	10.235	r6 07	÷ Race
236	91	Tim Mortensen	3:38.178	1:30.474	7.628	R1 2012	÷ Race
237	6	Ditte Sommer	3:46.798	1:39.094	8.620	R6	Supersport
238	224	Mikael Caldell				Cbr1000rr	Pro-Superbike
239	0	Christian Henning				S1000RR	÷ Race
240	77	Tue Marott				gsxr 1000	Superbike

Chief of Timing & Scoring

Race Director

Orbits

www.mylaps.com

Licensed to: Zenergy Racing