

Asserballe 2 Mini RR


Saturday

Mini Race B - 1655-1720

Race (15:00 and 2 Laps) started at 16:58:58

Asserballe 0,765 km

29-08-2015 16:55



Lap	Lap Tm	Diff	Time of Day	Lap	Lap Tm	Diff	Time of Day	Lap	Lap Tm	Diff	Time of Day
(90) Alexander Nørgaard				17	46.752	+0.356	17:12:22.438	11	46.799	+0.201	17:07:42.994
1			16:59:44.189	18	46.909	+0.513	17:13:09.347	12	47.446	+0.848	17:08:30.440
2	46.087	+0.063	17:00:30.276	19	48.106	+1.710	17:13:57.453	13	47.398	+0.800	17:09:17.838
3	46.299	+0.275	17:01:16.575	20	46.739	+0.343	17:14:44.192	14	48.435	+1.837	17:10:06.273
4	46.024		17:02:02.599	21	46.396		17:15:30.588	15	46.598		17:10:52.871
5	46.247	+0.223	17:02:48.846	22	46.682	+0.286	17:16:17.270	16	47.127	+0.529	17:11:39.998
6	46.205	+0.181	17:03:35.051	(536) Tobias Hansen				17	47.159	+0.561	17:12:27.157
7	46.378	+0.354	17:04:21.429	1			16:59:47.532	18	47.786	+1.188	17:13:14.943
8	46.406	+0.382	17:05:07.835	2	48.219	+2.418	17:00:35.751	19	47.917	+1.319	17:14:02.860
9	46.627	+0.603	17:05:54.462	3	47.582	+1.781	17:01:23.333	20	46.882	+0.284	17:14:49.742
10	48.119	+2.095	17:06:42.581	4	47.908	+2.107	17:02:11.241	21	48.237	+1.639	17:15:37.979
11	47.217	+1.193	17:07:29.798	5	48.268	+2.467	17:02:59.509	22	47.738	+1.140	17:16:25.717
12	46.597	+0.573	17:08:16.395	6	48.345	+2.544	17:03:47.854	(29) Michael Thomsen			
13	46.877	+0.853	17:09:03.272	7	47.362	+1.561	17:04:35.216	1			16:59:46.556
14	47.663	+1.639	17:09:50.935	8	47.260	+1.459	17:05:22.476	2	47.905	+0.365	17:00:34.461
15	47.382	+1.358	17:10:38.317	9	47.737	+1.936	17:06:10.213	3	47.778	+0.238	17:01:22.239
16	47.912	+1.888	17:11:26.229	10	47.371	+1.570	17:06:57.584	4	48.201	+0.661	17:02:10.440
17	47.341	+1.317	17:12:13.570	11	46.459	+0.658	17:07:44.043	5	48.797	+1.257	17:02:59.237
18	47.387	+1.363	17:13:00.957	12	46.695	+0.894	17:08:30.738	6	47.977	+0.437	17:03:47.214
19	47.769	+1.745	17:13:48.726	13	47.214	+1.413	17:09:17.952	7	47.544	+0.004	17:04:34.758
20	48.514	+2.490	17:14:37.240	14	48.503	+2.702	17:10:06.455	8	47.540		17:05:22.298
21	47.784	+1.760	17:15:25.024	15	47.762	+1.961	17:10:54.217	9	47.739	+0.199	17:06:10.037
22	47.767	+1.743	17:16:12.791	16	46.211	+0.410	17:11:40.428	10	47.695	+0.155	17:06:57.732
(79) Marc Holm Greve				17	46.781	+0.980	17:12:27.209	11	47.914	+0.374	17:07:45.646
1			16:59:44.983	18	46.767	+0.966	17:13:13.976	12	47.907	+0.367	17:08:33.553
2	47.949	+1.267	17:00:32.932	19	46.625	+0.824	17:14:00.601	13	48.235	+0.695	17:09:21.788
3	47.630	+0.948	17:01:20.562	20	47.508	+1.707	17:14:48.109	14	48.129	+0.589	17:10:09.917
4	46.842	+0.160	17:02:07.404	21	45.801		17:15:33.910	15	47.957	+0.417	17:10:57.874
5	46.682		17:02:54.086	22	46.338	+0.537	17:16:20.248	16	49.267	+1.727	17:11:47.141
6	46.998	+0.316	17:03:41.084	(179) Carsten Jensen				17	47.967	+0.427	17:12:35.108
7	46.955	+0.273	17:04:28.039	1			16:59:45.389	18	47.738	+0.198	17:13:22.846
8	46.707	+0.025	17:05:14.746	2	47.894	+1.012	17:00:33.283	19	48.451	+0.911	17:14:11.297
9	47.191	+0.509	17:06:01.937	3	47.631	+0.749	17:01:20.914	20	47.899	+0.359	17:14:59.196
10	46.997	+0.315	17:06:48.934	4	46.927	+0.045	17:02:07.841	21	48.115	+0.575	17:15:47.311
11	47.201	+0.519	17:07:36.135	5	46.882		17:02:54.723	22	48.686	+1.146	17:16:35.997
12	47.968	+1.286	17:08:24.103	6	46.929	+0.047	17:03:41.652	(70) Peter Østerberg			
13	47.692	+1.010	17:09:11.795	7	46.966	+0.084	17:04:28.618	1			16:59:49.568
14	47.092	+0.410	17:09:58.887	8	46.973	+0.091	17:05:15.591	2	49.531	+2.778	17:00:39.099
15	47.255	+0.573	17:10:46.142	9	47.086	+0.204	17:06:02.677	3	48.995	+2.242	17:01:28.094
16	47.181	+0.499	17:11:33.323	10	46.893	+0.011	17:06:49.570	4	49.707	+2.954	17:02:17.801
17	46.977	+0.295	17:12:20.300	11	47.535	+0.653	17:07:37.105	5	49.719	+2.966	17:03:07.520
18	47.760	+1.078	17:13:08.060	12	47.415	+0.533	17:08:24.520	6	49.244	+2.491	17:03:56.764
19	47.065	+0.383	17:13:55.125	13	48.290	+1.408	17:09:12.810	7	48.926	+2.173	17:04:45.690
20	47.245	+0.563	17:14:42.370	14	47.330	+0.448	17:10:00.140	8	46.936	+0.183	17:05:32.626
21	46.789	+0.107	17:15:29.159	15	47.872	+0.990	17:10:48.012	9	46.930	+0.177	17:06:19.556
22	46.890	+0.208	17:16:16.049	16	48.867	+1.985	17:11:36.879	10	47.511	+0.758	17:07:07.067
(155) Mads Nørgaard				17	47.015	+0.133	17:12:23.894	11	48.127	+1.374	17:07:55.194
1			16:59:46.243	18	47.186	+0.304	17:13:11.080	12	47.200	+0.447	17:08:42.394
2	47.811	+1.415	17:00:34.054	19	47.700	+0.818	17:13:58.780	13	47.448	+0.695	17:09:29.842
3	47.187	+0.791	17:01:21.241	20	47.227	+0.345	17:14:46.007	14	47.231	+0.478	17:10:17.073
4	47.537	+1.141	17:02:08.778	21	47.225	+0.343	17:15:33.232	15	46.753		17:11:03.826
5	46.880	+0.484	17:02:55.658	22	47.031	+0.149	17:16:20.263	16	47.173	+0.420	17:11:50.999
6	47.387	+0.991	17:03:43.045	(65) Stephan Thordsen				17	47.646	+0.893	17:12:38.645
7	47.750	+1.354	17:04:30.795	1			16:59:46.831	18	50.260	+3.507	17:13:28.905
8	47.270	+0.874	17:05:18.065	2	48.185	+1.587	17:00:35.016	19	49.982	+3.229	17:14:18.887
9	47.741	+1.345	17:06:05.806	3	47.609	+1.011	17:01:22.625	20	49.270	+2.517	17:15:08.157
10	46.841	+0.445	17:06:52.647	4	47.960	+1.362	17:02:10.585	21	48.624	+1.871	17:15:56.781
11	47.239	+0.843	17:07:39.886	5	47.955	+1.357	17:02:58.540	22	48.820	+2.067	17:16:45.601
12	46.954	+0.558	17:08:26.840	6	47.815	+1.217	17:03:46.355	(13) claus sejr nielsen			
13	47.313	+0.917	17:09:14.153	7	47.011	+0.413	17:04:33.366	1			16:59:56.380
14	47.415	+1.019	17:10:01.568	8	47.501	+0.903	17:05:20.867	2	47.952	+2.133	17:00:44.332
15	46.953	+0.557	17:10:48.521	9	47.737	+1.139	17:06:08.604	3	47.293	+1.474	17:01:31.625
16	47.165	+0.769	17:11:35.686	10	47.591	+0.993	17:06:56.195	4	47.711	+1.892	17:02:19.336

Asserballe 2 Mini RR


Saturday

Asserballe 0,765 km

Mini Race B - 1655-1720

29-08-2015 16:55

Race (15:00 and 2 Laps) started at 16:58:58



Lap	Lap Tm	Diff	Time of Day
5	47.840	+2.021	17:03:07.176
6	47.215	+1.396	17:03:54.391
7	47.019	+1.200	17:04:41.410
8	46.720	+0.901	17:05:28.130
9	46.189	+0.370	17:06:14.319
10	46.217	+0.398	17:07:00.536
11	46.281	+0.462	17:07:46.817
12	46.045	+0.226	17:08:32.862
13	45.819		17:09:18.681
14	47.218	+1.399	17:10:05.899
15	46.170	+0.351	17:10:52.069
16	1:13.340	+27.521	17:12:05.409
17	47.534	+1.715	17:12:52.943
18	46.388	+0.569	17:13:39.331
19	46.192	+0.373	17:14:25.523
20	45.827	+0.008	17:15:11.350
21	46.461	+0.642	17:15:57.811
22	47.848	+2.029	17:16:45.659

(11) Lasse H.H. Nielsen			
1			16:59:49.466
2	49.351	+2.018	17:00:38.817
3	49.198	+1.865	17:01:28.015
4	49.744	+2.411	17:02:17.759
5	49.515	+2.182	17:03:07.274
6	49.535	+2.202	17:03:56.809
7	49.343	+2.010	17:04:46.152
8	47.904	+0.571	17:05:34.056
9	47.917	+0.584	17:06:21.973
10	47.693	+0.360	17:07:09.666
11	47.615	+0.282	17:07:57.281
12	48.004	+0.671	17:08:45.285
13	47.630	+0.297	17:09:32.915
14	47.707	+0.374	17:10:20.622
15	48.238	+0.905	17:11:08.860
16	48.031	+0.698	17:11:56.891
17	48.225	+0.892	17:12:45.116
18	48.194	+0.861	17:13:33.310
19	48.209	+0.876	17:14:21.519
20	47.333		17:15:08.852
21	48.274	+0.941	17:15:57.126
22	49.113	+1.780	17:16:46.239

(270) Claus Peter Peters			
1			16:59:50.388
2	49.191	+2.531	17:00:39.579
3	49.485	+2.825	17:01:29.064
4	50.328	+3.668	17:02:19.392
5	49.085	+2.425	17:03:08.477
6	48.649	+1.989	17:03:57.126
7	49.912	+3.252	17:04:47.038
8	48.616	+1.956	17:05:35.654
9	48.145	+1.485	17:06:23.799
10	48.012	+1.352	17:07:11.811
11	48.260	+1.600	17:08:00.071
12	48.049	+1.389	17:08:48.120
13	49.364	+2.704	17:09:37.484
14	47.914	+1.254	17:10:25.398
15	47.562	+0.902	17:11:12.960
16	47.589	+0.929	17:12:00.549
17	47.739	+1.079	17:12:48.288
18	46.660		17:13:34.948
19	48.945	+2.285	17:14:23.893
20	48.449	+1.789	17:15:12.342
21	47.434	+0.774	17:15:59.776
22	47.704	+1.044	17:16:47.480

Lap	Lap Tm	Diff	Time of Day
(31) Alex Lauridsen			
1			16:59:48.516
2	49.621	+1.229	17:00:38.137
3	49.294	+0.902	17:01:27.431
4	49.874	+1.482	17:02:17.305
5	49.174	+0.782	17:03:06.479
6	49.788	+1.396	17:03:56.267
7	50.461	+2.069	17:04:46.728
8	48.548	+0.156	17:05:35.276
9	49.384	+0.992	17:06:24.660
10	49.801	+1.409	17:07:14.461
11	48.915	+0.523	17:08:03.376
12	49.295	+0.903	17:08:52.671
13	49.688	+1.296	17:09:42.359
14	49.464	+1.072	17:10:31.823
15	48.788	+0.396	17:11:20.611
16	48.793	+0.401	17:12:09.404
17	48.510	+0.118	17:12:57.914
18	49.316	+0.924	17:13:47.230
19	48.622	+0.230	17:14:35.852
20	48.392		17:15:24.244
21	49.306	+0.914	17:16:13.550

(68) Claus Sørensen			
1			16:59:51.743
2	50.210	+2.061	17:00:41.953
3	49.280	+1.131	17:01:31.233
4	49.476	+1.327	17:02:20.709
5	49.069	+0.920	17:03:09.778
6	48.931	+0.782	17:03:58.709
7	49.012	+0.863	17:04:47.721
8	48.881	+0.732	17:05:36.602
9	48.622	+0.473	17:06:25.224
10	50.106	+1.957	17:07:15.330
11	48.840	+0.691	17:08:04.170
12	49.455	+1.306	17:08:53.625
13	49.499	+1.350	17:09:43.124
14	50.004	+1.855	17:10:33.128
15	48.352	+0.203	17:11:21.480
16	48.748	+0.599	17:12:10.228
17	48.763	+0.614	17:12:58.991
18	48.801	+0.652	17:13:47.792
19	48.802	+0.653	17:14:36.594
20	48.149		17:15:24.743
21	49.371	+1.222	17:16:14.114

(23) Palle Møller Nielsen			
1			16:59:50.819
2	49.925	+1.207	17:00:40.744
3	49.295	+0.577	17:01:30.039
4	50.084	+1.366	17:02:20.123
5	49.386	+0.668	17:03:09.509
6	48.874	+0.156	17:03:58.383
7	49.035	+0.317	17:04:47.418
8	48.845	+0.127	17:05:36.263
9	48.718		17:06:24.981
10	49.801	+1.083	17:07:14.782
11	49.073	+0.355	17:08:03.855
12	49.230	+0.512	17:08:53.085
13	49.655	+0.937	17:09:42.740
14	49.400	+0.682	17:10:32.140
15	48.919	+0.201	17:11:21.059
16	48.779	+0.061	17:12:09.838
17	48.790	+0.072	17:12:58.628
18	49.047	+0.329	17:13:47.675

Lap	Lap Tm	Diff	Time of Day
19	49.305	+0.587	17:14:36.980
20	49.029	+0.311	17:15:26.009
21	48.923	+0.205	17:16:14.932

(77) Yanneck Støber			
1			16:59:52.984
2	50.424	+1.845	17:00:43.408
3	50.373	+1.794	17:01:33.781
4	50.532	+1.953	17:02:24.313
5	49.780	+1.201	17:03:14.093
6	49.708	+1.129	17:04:03.801
7	49.652	+1.073	17:04:53.453
8	49.699	+1.120	17:05:43.152
9	49.337	+0.758	17:06:32.489
10	49.594	+1.015	17:07:22.083
11	50.062	+1.483	17:08:12.145
12	49.792	+1.213	17:09:01.937
13	49.046	+0.467	17:09:50.983
14	49.680	+1.101	17:10:40.663
15	49.816	+1.237	17:11:30.479
16	49.303	+0.724	17:12:19.782
17	50.414	+1.835	17:13:10.196
18	50.569	+1.990	17:14:00.765
19	48.579		17:14:49.344
20	50.082	+1.503	17:15:39.426
21	48.872	+0.293	17:16:28.298

(98) Martin Langkilde			
1			16:59:51.354
2	50.341	+0.947	17:00:41.695
3	50.415	+1.021	17:01:32.110
4	50.401	+1.007	17:02:22.511
5	50.444	+1.050	17:03:12.955
6	51.336	+1.942	17:04:04.291
7	50.086	+0.692	17:04:54.377
8	50.146	+0.752	17:05:44.523
9	50.244	+0.850	17:06:34.767
10	50.002	+0.608	17:07:24.769
11	50.056	+0.662	17:08:14.825
12	50.323	+0.929	17:09:05.148
13	49.590	+0.196	17:09:54.738
14	49.649	+0.255	17:10:44.387
15	50.199	+0.805	17:11:34.586
16	50.114	+0.720	17:12:24.700
17	49.581	+0.187	17:13:14.281
18	49.662	+0.268	17:14:03.943
19	49.964	+0.570	17:14:53.907
20	49.963	+0.569	17:15:43.870
21	49.394		17:16:33.264

(30) Dennis Nielsen			
1			16:59:48.554
2	48.713	+1.693	17:00:37.267
3	49.235	+2.215	17:01:26.502
4	48.430	+1.410	17:02:14.932
5	49.164	+2.144	17:03:04.096
6	48.716	+1.696	17:03:52.812
7	48.322	+1.302	17:04:41.134
8	48.684	+1.664	17:05:29.818
9	48.813	+1.793	17:06:18.631
10	48.238	+1.218	17:07:06.869
11	47.963	+0.943	17:07:54.832
12	47.020		17:08:41.852
13	47.469	+0.449	17:09:29.321
14	1:08.759	+21.739	17:10:38.080
15	49.380	+2.360	17:11:27.460

Chief of Timing & Scoring

Orbits

Race Director

www.mylaps.com

Licensed to: Zenergy Racing

Asserballe 2 Mini RR


Saturday

Asserballe 0,765 km

Mini Race B - 1655-1720

29-08-2015 16:55

Race (15:00 and 2 Laps) started at 16:58:58



Lap	Lap Tm	Diff	Time of Day
16	51.427	+4.407	17:12:18.887
17	50.260	+3.240	17:13:09.147
18	48.822	+1.802	17:13:57.969
19	50.313	+3.293	17:14:48.282
20	53.197	+6.177	17:15:41.479
21	55.769	+8.749	17:16:37.248

(46) Nicklas Adelbøg

Lap	Lap Tm	Diff	Time of Day
1			16:59:53.159
2	51.564	+2.814	17:00:44.723
3	51.266	+2.516	17:01:35.989
4	51.400	+2.650	17:02:27.389
5	51.058	+2.308	17:03:18.447
6	51.039	+2.289	17:04:09.486
7	51.457	+2.707	17:05:00.943
8	51.167	+2.417	17:05:52.110
9	50.295	+1.545	17:06:42.405
10	50.706	+1.956	17:07:33.111
11	50.747	+1.997	17:08:23.858
12	51.791	+3.041	17:09:15.649
13	50.011	+1.261	17:10:05.660
14	50.849	+2.099	17:10:56.509
15	51.341	+2.591	17:11:47.850
16	50.213	+1.463	17:12:38.063
17	50.651	+1.901	17:13:28.714
18	49.848	+1.098	17:14:18.562
19	49.164	+0.414	17:15:07.726
20	48.831	+0.081	17:15:56.557
21	48.750		17:16:45.307

(28) Kennet Bang Englund Hansen

Lap	Lap Tm	Diff	Time of Day
1			16:59:43.049
2	47.105	+0.952	17:00:30.154
3	46.153		17:01:16.307

Lap Lap Tm Diff Time of Day

Lap Lap Tm Diff Time of Day

Chief of Timing & Scoring

Orbits

Race Director

www.mylaps.com

Licensed to: Zenergy Racing