


	7	2:00.897	+9.842	12	1:57.228	+4.884	21	1:55.884	+1.202	9	2:02.350	+6.235
(370) Simon Tirsgaard	8	2:00.055	+9.000	13	1:54.909	+2.565	22	:54.682		10	2:01.791	+5.676
1	9	1:56.757	+5.702	14	1:55.434	+3.090	23	1:56.284	+1.602	11	2:01.138	+5.023
2	10	1:57.266	+6.211	15	1:54.697	+2.353	24	1:55.994	+1.312	12	:24.961	:03:28.846
3	11	1:55.053	+3.998	16	1:53.930	+1.586				13	2:07.304	+11.189
4	12	:32.403	:02:41.348	17	:52.843	:03:00.499	(450) Samuel Gysi			14	2:03.842	+7.727
5	13	1:59.813	+8.758	18	2:01.864	+9.520	1			15	2:01.951	+5.836
6	14	1:56.585	+5.530	19	1:53.214	+0.870	2	2:02.794	+7.651	16	2:00.136	+4.021
7	15	1:54.074	+3.019	20	1:52.468	+0.124	3	2:00.545	+5.402	17	1:59.905	+3.790
8	16	1:52.445	+1.390	21	1:53.907	+1.563	4	2:00.101	+4.958	18	2:01.389	+5.274
9	17	1:53.727	+2.672	22	1:52.849	+0.505	5	2:00.656	+5.513	19	:56.115	
10	18	1:52.852	+1.797	23	1:53.220	+0.876	6	1:59.375	+4.232	20	7:21.561	+45:25.446
11	19	1:59.469	+8.414	24	:52.344		7	2:01.295	+6.152	21	2:34.624	+38.509
12	20	1:52.415	+1.360	25	1:54.088	+1.744	8	2:01.056	+5.913	22	2:35.385	+39.270
13	21	:34.646	:06:43.591				9	2:00.712	+5.569	23	2:38.538	+42.423
14	22	1:53.300	+2.245	(54) michael boss			10	:32.471	:01:37.328	24	2:34.022	+37.907
15	23	1:52.699	+1.644	1			11	1:58.571	+3.428	25	2:32.341	+36.226
16	24	1:51.962	+0.907	2	1:59.906	+6.372	12	1:58.242	+3.099			
17	25	:51.055		3	2:00.627	+7.093	13	1:58.125	+2.982	(51) Pelle Meijer		
18	26	1:51.387	+0.332	4	2:00.754	+7.220	14	1:56.984	+1.841	1		
19	27	1:53.191	+2.136	5	2:01.164	+7.630	15	1:57.054	+1.911	2	2:05.786	+8.892
20				6	1:59.058	+5.524	16	1:58.109	+2.966	3	2:03.747	+6.853
21				7	1:59.387	+5.853	17	1:58.283	+3.140	4	2:01.377	+4.483
22				8	1:57.788	+4.254	18	:45.994	:04:50.851	5	2:01.456	+4.562
23				9	:51.890	:03:58.356	19	1:58.042	+2.899	6	2:00.818	+3.924
24				10	2:01.115	+7.581	20	1:58.410	+3.267	7	2:01.468	+4.574
25				11	1:58.154	+4.620	21	1:57.782	+2.639	8	2:01.431	+4.537
				12	1:58.178	+4.644	22	1:58.995	+3.852	9	1:59.943	+3.049
				13	1:56.699	+3.165	23	1:57.148	+2.005	10	:42.545	:04:45.651
				14	1:56.956	+3.422	24	1:56.628	+1.485	11	2:06.051	+9.157
				15	2:00.086	+6.552	25	:55.143		12	2:02.020	+5.126
				16	1:55.955	+2.421				13	2:00.460	+3.566
				17	:32.922	:03:39.388	(449) Manfred Studer			14	1:58.985	+2.091
				18	1:59.022	+5.488	1			15	1:59.107	+2.213
				19	1:56.874	+3.340	2	2:01.226	+5.433	16	1:57.919	+1.025
				20	1:56.601	+3.067	3	1:59.389	+3.596	17	:36.657	:02:39.763
				21	1:56.468	+2.934	4	1:59.862	+4.069	18	1:58.875	+1.981
				22	1:55.943	+2.409	5	1:59.855	+4.062	19	1:58.422	+1.528
				23	1:54.331	+0.797	6	:18.268	:09:22.475	20	1:59.370	+2.476
				24	:53.534		7	2:03.335	+7.542	21	2:07.684	+10.790
							8	2:01.509	+5.716	22	1:56.987	+0.093
							9	2:00.136	+4.343	23	1:57.438	+0.544
				(30) Martin Iver Pedersen			10	1:59.347	+3.554	24	1:56.927	+0.033
				1			11	1:57.672	+1.879	25	:56.894	
				2	2:01.590	+6.908	12	:36.167	:08:40.374			
				3	2:02.090	+7.408	13	1:57.309	+1.516	(33) Tue Møllehøj Larsen		
				4	1:59.773	+5.091	14	1:58.805	+3.012	1		
				5	2:00.851	+6.169	15	1:57.220	+1.427	2	2:03.017	+6.029
				6	1:58.775	+4.093	16	1:59.336	+3.543	3	2:01.374	+4.386
				7	1:57.789	+3.107	17	1:57.303	+1.510	4	1:59.606	+2.618
				8	1:57.793	+3.111	18	1:56.104	+0.311	5	1:59.827	+2.839
				9	1:57.103	+2.421	19	:55.793		6	1:58.102	+1.114
				10	:09.179	:02:14.497				7	1:58.476	+1.488
				11	2:01.575	+6.893	(77) Thomas Kappelgaard Vingum			8	1:57.103	+0.115
				12	1:59.989	+5.307	1			9	:07.503	:04:10.515
				13	1:58.978	+4.296	2	2:18.221	+22.106	10	1:58.642	+1.654
				14	1:58.610	+3.928	3	2:14.473	+18.358	11	1:57.384	+0.396
				15	1:54.881	+0.199	4	:02.608	:38:06.493	12	:56.988	
				16	:56.115	:08:01.433	5	2:07.779	+11.664	13	1:57.821	+0.833
				17	1:57.601	+2.919	6	2:04.516	+8.401	14	:59.527	:09:02.539
				18	1:57.339	+2.657	7	2:06.122	+10.007	15	1:57.838	+0.850
				19	1:55.114	+0.432	8	2:01.857	+5.742			
				20	1:55.881	+1.199						



(659) Rasmus J. S. Hoffmann
1
2 2:03.372 +6.194
3 2:05.043 +7.865
4 2:02.228 +5.050
5 2:03.255 +6.077
6 :1:54.314 :06:57.136
7 2:02.836 +5.658
8 2:01.909 +4.731
9 1:59.943 +2.765
10 1:59.829 +2.651
11 2:00.326 +3.148
12 2:00.628 +3.450
13 1:07.438 :05:10.260
14 :1:57.178
15 9:59.663 +38:02.485
16 2:27.084 +29.906
17 2:25.012 +27.834
18 2:26.400 +29.222
19 2:20.989 +23.811
20 2:20.742 +23.564

16 2:00.040 +1.211
17 1:59.530 +0.701
18 :1:58.829
19 2:00.192 +1.363
(750) Svend Bergqvist
1
2 :1:33.017 :17:33.518
3 2:02.699 +3.200
4 2:01.477 +1.978
5 2:00.597 +1.098
6 2:02.610 +3.111
7 2:00.461 +0.962
8 :1:53.986 :07:54.487
9 2:01.433 +1.934
10 2:01.873 +2.374
11 2:00.412 +0.913
12 2:00.695 +1.196
13 :1:59.499
14 1:59.598 +0.099

11 2:02.474 +2.540
12 2:04.880 +4.946
13 2:09.904 +9.970
14 :1:30.160 :02:30.226
15 2:03.287 +3.353
16 2:02.113 +2.179
17 2:04.112 +4.178
18 2:05.018 +5.084
19 2:11.498 +11.564
20 2:07.703 +7.769
21 2:09.037 +9.103
22 :1:53.391 :03:53.457
23 2:00.412 +0.478
24 2:00.377 +0.443
25 :1:59.934
26 2:04.411 +4.477
27 2:02.034 +2.100

(727) Torben Michael Jensen
1
2 2:22.815 +21.756
3 2:14.977 +13.918
4 :1:12.078 :54:11.019
5 2:13.846 +12.787
6 2:07.899 +6.840
7 2:08.562 +7.503
8 2:06.946 +5.887
9 2:06.656 +5.597
10 2:05.793 +4.734
11 2:07.522 +6.463
12 1:57.069 :02:56.010
13 2:04.215 +3.156
14 2:03.117 +2.058
15 2:03.192 +2.133
16 2:03.032 +1.973
17 2:03.506 +2.447
18 2:02.952 +1.893
19 2:02.726 +1.667
20 :53.288 :03:52.229
21 2:05.292 +4.233
22 2:03.855 +2.796
23 2:04.439 +3.380
24 2:02.595 +1.536
25 :1:01.059
26 2:01.116 +0.057
27 2:02.870 +1.811

(64) Frank Pedersen
1
2 1:05.905 +9:03.659
3 :1:02.246
(4) Marcel van der Vorst
1
2 2:10.002 +7.569
3 2:09.168 +6.735
4 :1:14.500 :40:09.017
5 2:04.046 +1.613
6 2:03.803 +1.370
7 2:03.266 +0.833
8 2:07.467 +5.034
9 6:18.824 +4:16.391
10 2:07.883 +5.450
11 :1:02.433
12 2:06.706 +4.273
13 2:05.434 +3.001
14 2:03.265 +0.832
15 2:04.483 +2.050
16 2:03.740 +1.307
17 :1:17.328 :04:14.895
18 2:09.579 +7.146
19 2:04.625 +2.192
20 2:07.475 +5.042

(84) Mitchel Bol
1
2 2:08.110 +10.321
3 2:08.191 +10.402
4 2:03.992 +6.203
5 5:09.308 +3:11.519
6 2:01.691 +3.902
7 :1:12.836 :06:15.047
8 2:06.929 +9.140
9 2:03.506 +5.717
10 2:02.101 +4.312
11 :1:49.473 :07:51.684
12 2:01.435 +3.646
13 2:00.723 +2.934
14 1:59.880 +2.091
15 1:59.604 +1.815
16 1:59.046 +1.257
17 :1:57.789
18 1:58.184 +0.395
19 1:58.252 +0.463
20 6:50.295 +4:52.506
21 2:04.054 +6.265
22 2:00.610 +2.821

(68) Uwe Hartmann
1
2 2:13.487 +13.588
3 2:09.957 +10.058
4 2:09.694 +9.795
5 :1:08.664 :53:08.765
6 2:03.645 +3.746
7 2:03.607 +3.708
8 2:10.742 +10.843
9 2:08.547 +8.648
10 2:05.470 +5.571
11 2:04.689 +4.790
12 2:05.575 +5.676
13 1:07.995 :02:08.096
14 2:02.289 +2.390
15 2:02.844 +2.945
16 2:08.219 +8.320
17 2:02.636 +2.737
18 2:04.577 +4.678
19 2:05.799 +5.900
20 2:01.451 +1.552
21 1:29.789 :05:29.890
22 2:01.520 +1.621
23 2:02.650 +2.751
24 2:04.324 +4.425
25 2:03.829 +3.930
26 :1:59.899
27 2:01.077 +1.178
28 2:03.184 +3.285

(75) Bo Pedersen
1
2 2:06.884 +6.593
3 2:03.067 +2.776
4 2:03.539 +3.248
5 :1:14.568 :54:14.277
6 2:11.256 +10.965
7 2:05.614 +5.323
8 2:00.933 +0.642
9 2:11.891 +11.600
10 2:05.287 +4.996
11 2:00.728 +0.437
12 :1:05.036 :05:04.745
13 2:04.507 +4.216
14 2:02.455 +2.164
15 :1:59.348 :14:59.057
16 2:19.117 +18.826
17 2:09.162 +8.871
18 2:01.773 +1.482
19 :1:00.291

(455) Ole Juul Thomassen
1
2 2:10.924 +9.674
3 2:09.055 +7.805
4 2:09.148 +7.898
5 2:06.295 +5.045
6 2:05.594 +4.344
7 2:04.181 +2.931
8 2:03.063 +1.813
9 1:57.998 :02:56.748
10 2:06.888 +5.638
11 2:05.216 +3.966
12 2:03.959 +2.709
13 2:04.009 +2.759
14 2:03.468 +2.218
15 :1:12.869 :07:11.619
16 2:04.773 +3.523
17 2:05.143 +3.893
18 2:04.666 +3.416
19 2:04.154 +2.904
20 2:02.738 +1.488
21 2:02.474 +1.224
22 :1:01.250

(381) Benjamin Sørensen
1
2 2:11.776 +8.645
3 2:09.473 +6.342
4 2:10.863 +7.732
5 2:06.491 +3.360
6 :48.475 :08:45.344
7 2:03.564 +0.433
8 :1:03.131
9 2:05.203 +2.072
10 2:03.369 +0.238
11 2:09.137 +6.006
12 2:03.301 +0.170

(52) Ivan Saaby
1
2 2:04.331 +5.502
3 2:02.375 +3.546
4 2:03.497 +4.668
5 2:01.576 +2.747
6 :43.947 :09:45.118
7 2:03.742 +4.913
8 2:02.791 +3.962
9 2:01.749 +2.920
10 2:01.230 +2.401
11 2:04.122 +5.293
12 :1:54.892 :06:56.063
13 2:01.818 +2.989
14 2:01.912 +3.083
15 1:59.994 +1.165

(10) Torben Dammoose
1
2 2:16.665 +16.731
3 2:09.403 +9.469
4 2:09.708 +9.774
5 2:09.812 +9.878
6 :1:23.687 :53:23.753
7 2:15.539 +15.605
8 2:05.766 +5.832
9 2:06.046 +6.112
10 2:07.919 +7.985

(11) Jens Madsen
1
2 2:20.093 +19.362
3 2:15.478 +14.747
4 :1:37.246 :54:36.515
5 2:14.995 +14.264
6 2:10.471 +9.740
7 2:07.037 +6.306
8 :1:25.601 :10:24.870
9 2:04.549 +3.818
10 2:04.531 +3.800
11 2:02.105 +1.374
12 2:05.232 +4.501
13 2:06.158 +5.427
14 2:14.564 +13.833
15 :1:31.371 :06:30.640
16 2:03.174 +2.443
17 2:01.440 +0.709
18 2:00.990 +0.259
19 2:01.493 +0.762
20 2:02.729 +1.998
21 :1:00.731
22 2:00.760 +0.029

(2) Andreas Stefansen
1
2 2:05.541 +4.018
3 2:05.437 +3.914
4 :29.985 :26:28.462
5 2:04.829 +3.306
6 2:02.911 +1.388
7 :1:01.523

(414) Ernest Krüger
1
2 2:15.918 +12.646
3 2:12.880 +9.608
4 2:10.884 +7.612
5 2:13.268 +9.996
6 :53.461 :52:50.189
7 2:09.166 +5.894
8 2:08.553 +5.281
9 2:11.139 +7.867
10 2:10.603 +7.331
11 2:07.979 +4.707
12 2:08.126 +4.854
13 2:11.247 +7.975
14 :53.273 :01:50.001
15 2:06.675 +3.403
16 2:07.356 +4.084
17 2:08.617 +5.345
18 2:10.135 +6.863
19 2:05.524 +2.252


New group

New run

Qualifying started at 12:04:34

Assen 4.542 km

8/20/2014 12:00



20	2:05.776	+2.504	25	2:14.770	+10.569	6	2:10.225	+5.166	17	2:09.675	+4.291	18	2:06.976	+0.847
21	2:03.756	+0.484	26	2:11.370	+7.169	7	2:09.856	+4.797	18	2:06.266	+0.882	19	2:09.753	+3.624
22	1:40.782	:04:37.510	27	2:07.186	+2.985	8	2:08.516	+3.457	19	2:06.238	+0.854	20	:06.129	
23	2:05.133	+1.861	28	2:04.326	+0.125	9	1:15.190	:02:10.131	20	2:06.034	+0.650	21	2:07.993	+1.864
24	2:03.907	+0.635				10	2:05.728	+0.669	21	:05.384		22	2:07.392	+1.263
25	2:05.480	+2.208	(21) Jesper Wiik Christensen			11	2:07.688	+2.629	22	2:24.984	:06:19.600			
26	2:04.613	+1.341	1			12	2:05.852	+0.793	23	2:11.679	+6.295	(250) Harly Bregendahl		
27	2:05.307	+2.035	2	2:14.883	+10.565	13	2:08.098	+3.039	24	2:10.361	+4.977	1		
28	:03.272		3	2:12.761	+8.443	14	2:08.656	+3.597	25	2:09.578	+4.194	2	2:19.020	+12.866
(177) Tue Marott			4	2:10.276	+5.958	15	2:05.454	+0.395	26	2:09.952	+4.568	3	2:22.249	+16.095
1			5	2:11.106	+6.788	16	2:09.382	+4.323	27	2:07.347	+1.963	4	2:22.859	+16.705
2	2:15.061	+11.551	6	1:35.409	:53:31.091	17	1:24.470	:04:19.411	28	2:13.104	+7.720	5	2:14.691	+8.537
3	2:09.219	+5.709	7	2:09.503	+5.185	18	2:09.469	+4.410	(667) Thomas Hulstrøm			6	2:12.553	+6.399
4	2:10.145	+6.635	8	1:32.648	:14:28.330	19	2:06.883	+1.824	1			7	1:36.246	:04:30.092
5	2:07.523	+4.013	9	2:07.493	+3.175	20	2:05.724	+0.665	2	2:14.062	+8.176	8	2:09.106	+2.952
6	2:05.462	+1.952	10	2:06.569	+2.251	21	2:05.923	+0.864	3	2:13.356	+7.470	9	2:13.889	+7.735
7	2:07.305	+3.795	11	2:10.102	+5.784	22	:05.059		4	2:12.678	+6.792	10	2:15.873	+9.719
8	2:07.781	+4.271	12	2:09.243	+4.925	23	2:09.151	+4.092	5	2:12.440	+6.554	11	2:10.241	+4.087
9	1:36.994	:06:33.484	13	2:11.083	+6.765	(3) Don Wanthanang			6	2:11.986	+6.100	12	2:06.652	+0.498
10	:03.510		14	2:11.642	+7.324	1			7	2:12.645	+6.759	13	:06.154	
11	2:05.638	+2.128	15	2:14.401	+10.083	2	2:24.983	+19.752	8	2:08.519	+2.633	14	2:09.602	+3.448
(34) Mike Kofoed			16	1:33.755	:04:29.437	3	2:15.311	+10.080	9	5:24.921	+3:19.035	(19) Richard Nilsson		
1			17	2:08.072	+3.754	4	1:55.651	:54:50.420	10	2:12.843	+6.957	1		
2	2:07.165	+3.061	18	2:06.448	+2.130	5	2:18.656	+13.425	11	2:14.521	+8.635	2	2:31.239	+25.013
3	2:06.791	+2.687	19	2:08.805	+4.487	6	2:12.225	+6.994	12	2:10.203	+4.317	3	2:23.117	+16.891
4	2:10.768	+6.664	20	2:05.925	+1.607	7	2:18.289	+13.058	13	2:13.940	+8.054	4	2:19.607	+13.381
5	2:05.905	+1.801	21	:04.318		8	2:20.623	+15.392	14	2:21.132	+15.246	5	2:33.392	:54:17.166
6	8:26.296	+46:22.192	22	2:05.320	+1.002	9	2:12.368	+7.137	15	2:07.411	+1.525	6	2:20.054	+13.828
7	2:47.341	+43.237	(444) Kenneth Fruensgaard TT079			10	2:15.428	+10.197	16	3:58.320	+31:52.434	7	2:21.996	+15.770
8	2:49.363	+45.259	1			11	1:38.031	:04:32.800	17	3:46.726	+31:40.840	8	2:24.372	+18.146
9	2:05.889	+30:01.785	2	2:18.334	+13.580	12	2:13.650	+8.419	18	2:08.373	+2.487	9	2:19.868	+13.642
10	2:04.539	+0.435	3	2:15.621	+10.867	13	2:11.394	+6.163	19	:05.886		10	2:14.427	+8.201
11	:04.104		4	2:17.356	+12.602	14	2:11.078	+5.847	20	2:10.297	+4.411	11	2:12.582	+6.356
12	2:05.050	+0.946	5	2:17.227	+12.473	15	2:10.861	+5.630	21	2:07.828	+1.942	12	1:39.646	:04:33.420
(24) Horst Backes			6	2:09.421	+4.667	16	2:16.271	+11.040	22	2:09.146	+3.260	13	2:14.549	+8.323
1			7	2:07.410	+2.656	17	2:14.268	+9.037	23	1:34.244	:05:28.358	14	2:08.616	+2.390
2	2:17.461	+13.260	8	2:09.061	+4.307	18	1:14.127	:05:08.896	24	2:11.885	+5.999	15	2:11.326	+5.100
3	2:14.439	+10.238	9	3:18.540	+21:13.786	19	2:13.014	+7.783	25	2:09.348	+3.462	16	2:10.080	+3.854
4	2:10.529	+6.328	10	2:12.388	+7.634	20	2:08.311	+3.080	26	2:09.059	+3.173	17	2:19.741	+13.515
5	2:12.651	+8.450	11	2:10.888	+6.134	21	2:07.406	+2.175	27	2:12.857	+6.971	18	2:08.402	+2.176
6	1:25.064	:52:20.863	12	6:29.110	+34:24.356	22	2:09.279	+4.048	28	2:09.167	+3.281	19	1:18.189	:05:11.963
7	2:06.666	+2.465	13	2:06.041	+1.287	23	:05.231		29	2:07.539	+1.653	20	2:13.825	+7.599
8	2:05.711	+1.510	14	2:07.569	+2.815	24	2:06.652	+1.421	(119) Per Mærsk Jørgensen			21	2:09.643	+3.417
9	2:08.842	+4.641	15	:04.754		(88) Stig Bundgaard			1			22	2:09.655	+3.429
10	2:08.274	+4.073	16	2:05.829	+1.075	1			2	2:29.906	:03:16.777	23	2:08.424	+2.198
11	2:07.381	+3.180	17	5:40.353	+33:35.599	2	2:13.186	+7.802	3	2:41.956	+35.827	24	:06.226	
12	2:09.488	+5.287	18	2:10.761	+6.007	3	2:13.190	+7.806	4	2:38.828	+32.699	(109) Henning Laursen		
13	:04.201		19	2:14.087	+9.333	4	2:14.726	+9.342	5	2:38.072	+31.943	1		
14	1:58.874	:01:54.673	20	2:07.030	+2.276	5	2:18.334	+12.950	6	2:37.463	+31.334	2	1:02.829	:02:56.425
15	2:06.303	+2.102	21	2:05.801	+1.047	6	2:43.393	+38.009	7	2:28.156	+22.027	3	2:39.243	+32.839
16	2:04.859	+0.658	22	9:35.488	+27:30.734	7	1:15.570	:49:06.186	8	1:46.557	:04:40.428	4	2:47.547	+41.143
17	2:04.968	+0.767	23	:04.754		8	2:15.468	+10.084	9	2:15.768	+9.639	5	2:36.169	+29.765
18	2:05.347	+1.146	24	2:05.574	+0.820	9	2:08.884	+3.500	10	2:17.986	+11.857	6	2:30.129	+23.725
19	2:07.593	+3.392	25	2:07.917	+3.163	10	2:08.972	+3.588	11	2:12.226	+6.097	7	2:25.845	+19.441
20	2:05.446	+1.245	(89) Erik Høgh			11	2:07.499	+2.115	12	2:09.220	+3.091	8	1:01.610	:05:55.206
21	2:05.163	+0.962	1			12	2:08.767	+3.383	13	2:08.091	+1.962	9	2:24.399	+17.995
22	1:54.411	:05:50.210	2	2:20.146	+15.087	13	2:07.047	+1.663	14	2:07.651	+1.522	10	2:21.411	+15.007
23	2:14.676	+10.475	3	2:15.918	+10.859	14	2:07.662	+2.278	15	1:08.314	:03:02.185	11	2:18.931	+12.527
24	2:12.809	+8.608	4	2:12.628	+7.569	15	1:08.242	:03:02.858	16	2:12.258	+6.129	12	2:17.221	+10.817
			5	2:12.839	+7.780	16	2:07.745	+2.361	17	2:11.497	+5.368	13	2:14.606	+8.202

Chief of Timing & Scoring

Orbits

Race Director

www.mylaps.com

Licensed to: Zenergy Racing


New group

New run

Qualifying started at 12:04:34

Assen 4.542 km

8/20/2014 12:00



14	2:14.534	+8.130	4	2:07.745	+0.484	4	:16.648	:00:08.558	7	2:13.102	+4.442	5	2:20.252	+11.004
15	:58.653	:02:52.249	5	2:09.037	+1.776	5	2:33.874	+25.784	8	2:17.916	+9.256	6	:45.114	:05:35.866
16	2:09.691	+3.287	6	:34.676	:53:27.415	6	2:34.468	+26.378	9	2:12.465	+3.805	7	2:17.304	+8.056
17	2:10.166	+3.762	7	:07.261		7	2:25.999	+17.909	10	2:11.646	+2.986	8	2:17.471	+8.223
18	2:08.789	+2.385	8	2:07.940	+0.679	8	2:23.654	+15.564	11	2:14.458	+5.798	9	2:18.063	+8.815
19	2:14.190	+7.786	9	2:11.860	+4.599	9	2:21.267	+13.177	12	:08.530	:03:59.870	10	2:15.058	+5.810
20	2:11.481	+5.077	10	:13.477	:10:06.216	10	:06.435	:04:58.345	13	2:16.721	+8.061	11	2:13.076	+3.828
21	:06.404		11	2:07.974	+0.713	11	2:17.538	+9.448	14	2:16.252	+7.592	12	2:18.899	+9.651
22	2:07.755	+1.351	12	2:07.918	+0.657	12	2:15.945	+7.855	15	2:12.903	+4.243	13	:24.420	:02:15.172
			13	2:10.228	+2.967	13	2:15.902	+7.812	16	2:12.968	+4.308	14	2:13.972	+4.724
			14	2:09.973	+2.712	14	2:17.259	+9.169	17	2:21.424	+12.764	15	2:10.023	+0.775
(39) Jakob Viggo Hansen			15	2:10.956	+3.695	15	2:14.095	+6.005	18	2:11.322	+2.662	16	2:11.890	+2.642
1			16	2:11.487	+4.226	16	2:11.026	+2.936	19	:01.255	:06:52.595	17	2:15.737	+6.489
2	2:38.509	+31.825	17	2:09.107	+1.846	17	:25.743	:03:17.653	20	2:08.694	+0.034	18	2:10.010	+0.762
3	:01.937	:00:55.253	18	:42.931	:04:35.670	18	2:10.008	+1.918	21	:08.660		19	2:10.588	+1.340
4	2:39.883	+33.199	19	2:09.617	+2.356	19	2:11.622	+3.532	22	2:09.391	+0.731	20	:09.248	
5	2:56.847	+50.163	20	2:09.469	+2.208	20	2:12.339	+4.249	23	2:10.579	+1.919			
6	2:38.784	+32.100				21	2:09.356	+1.266	24	2:10.112	+1.452			
7	2:31.085	+24.401				22	2:08.486	+0.396				(456) Per Poulsen		
8	2:26.114	+19.430	(48) Lars Barlebo Christensen			23	2:09.012	+0.922				1		
9	:38.016	:05:31.332	1			24	:08.090		(252) Sami Durrani			2	2:52.101	+42.837
10	2:18.791	+12.107	2	2:34.322	+26.718				1			3	2:54.767	+45.503
11	2:16.745	+10.061	3	:00.639	:59:53.035				2	2:37.022	+28.264	4	2:46.205	+36.941
12	2:13.706	+7.022	4	2:39.894	+32.290	(710) Ole Svendsen			3	2:28.503	+19.745	5	2:38.767	+29.503
13	2:12.663	+5.979	5	:22.539	:16:14.935	1			4	2:21.161	+12.403	6	2:33.185	+23.921
14	2:11.694	+5.010	6	2:19.075	+11.471	2	:06.375	:22:58.284	5	:16.311	:55:07.553	7	:57.800	:03:48.536
15	2:11.175	+4.491	7	2:14.961	+7.357	3	2:20.261	+12.170	6	2:12.090	+3.332	8	2:18.420	+9.156
16	:21.477	:03:14.793	8	2:14.790	+7.186	4	:12.781	:13:04.690	7	2:14.595	+5.837	9	2:20.094	+10.830
17	2:12.555	+5.871	9	2:13.311	+5.707	5	2:16.580	+8.489	8	2:11.536	+2.778	10	2:20.521	+11.257
18	2:11.929	+5.245	10	2:13.060	+5.456	6	2:12.136	+4.045	9	2:12.467	+3.709	11	2:19.218	+9.954
19	2:10.593	+3.909	11	2:10.208	+2.604	7	2:10.812	+2.721	10	2:14.159	+5.401	12	2:14.799	+5.535
20	2:14.596	+7.912	12	:55.515	:02:47.911	8	:08.091		11	:52.629	:06:43.871	13	2:14.807	+5.543
21	2:09.093	+2.409	13	2:09.721	+2.117	9	2:09.607	+1.516	12	:08.758		14	:44.862	:02:35.598
22	2:08.204	+1.520	14	2:07.701	+0.097	10	2:09.892	+1.801	13	2:11.865	+3.107	15	2:15.330	+6.066
23	:06.684		15	2:07.906	+0.302	11	2:11.083	+2.992	14	2:11.218	+2.460	16	2:11.207	+1.943
			16	2:08.889	+1.285				15	:29.681	:11:20.923	17	2:11.088	+1.824
(980) Morten Jensen			17	2:09.394	+1.790	(44) Jan Day Nielsen			16	2:13.430	+4.672	18	2:14.660	+5.396
1			18	2:10.270	+2.666	1			17	2:09.657	+0.899	19	2:09.740	+0.476
2	2:29.379	+22.609	19	:07.604		2	2:20.229	+11.671				20	:09.264	
3	2:59.066	+52.296				3	:49.988	:02:41.430	(16) Max Rosenbeck Nedergaard			21	2:10.888	+1.624
4	:13.681	:05:06.911	(96) Michael N Poulsen			4	:25.722	:17:17.164	1					
5	2:44.956	+38.186	1			5	2:16.770	+8.212	2	8:42.656	+6:33.446	(261) Morten Høgsvig		
6	2:40.299	+33.529	2	:08.206	:02:00.318	6	2:18.033	+9.475	3	2:38.849	+29.639	1		
7	:10.636	:06:03.866	3	:30.200	:18:22.312	7	2:19.506	+10.948	4	:42.749	:06:33.539	2	2:24.275	+14.912
8	2:18.329	+11.559	4	2:22.929	+15.041	8	2:21.653	+13.095	5	2:19.224	+10.014	3	:06.573	:55:57.210
9	2:16.376	+9.606	5	2:16.672	+8.784	9	2:16.451	+7.893	6	2:20.382	+11.172	4	2:14.652	+5.289
10	2:19.501	+12.731	6	2:17.642	+9.754	10	2:16.186	+7.628	7	2:17.985	+8.775	5	:09.363	
11	2:17.208	+10.438	7	2:15.610	+7.722	11	:06.356	:02:57.798	8	2:19.347	+10.137	6	2:11.861	+2.498
12	2:15.480	+8.710	8	2:15.614	+7.726	12	2:10.036	+1.478	9	2:13.843	+4.633	7	2:10.860	+1.497
13	2:12.481	+5.711	9	2:14.833	+6.945	13	2:13.010	+4.452	10	:24.710	:03:15.500	8	2:13.164	+3.801
14	:05.585	:01:58.815	10	:34.020	:02:26.132	14	2:10.392	+1.834	11	2:11.113	+1.903	9	2:17.055	+7.692
15	2:11.415	+4.645	11	2:11.776	+3.888	15	2:09.411	+0.853	12	2:13.322	+4.112	10	2:14.293	+4.930
16	2:09.099	+2.329	12	2:12.282	+4.394	16	:08.558		13	2:13.039	+3.829	11	:54.703	:04:45.340
17	2:09.369	+2.599	13	2:12.985	+5.097	17	2:14.403	+5.845	14	2:09.804	+0.594	12	2:11.944	+2.581
18	2:07.431	+0.661	14	2:08.716	+0.828	18	2:10.349	+1.791	15	:09.210		13	2:09.993	+0.630
19	2:08.871	+2.101	15	2:08.303	+0.415				16	2:10.900	+1.690	14	2:13.290	+3.927
20	2:10.386	+3.616	16	2:09.014	+1.126	(66) Børge Kristoffersen			17	2:10.373	+1.163	15	2:11.203	+1.840
21	:06.770		17	:07.888		1			(50) Ralf Madsen			16	2:11.594	+2.231
						2	2:55.472	+46.812	1			17	:19.734	:05:10.371
(104) Niels Christian Jørgensen			(812) Henrik Larsen			3	2:41.427	+32.767	2	2:30.065	+20.817	18	2:22.509	+13.146
1			1			4	:15.395	:48:06.735	3	:07.210	:08:57.962	19	2:14.346	+4.983
2	2:12.525	+5.264	2	2:21.785	+13.695	5	2:21.732	+13.072	4	2:23.111	+13.863	20	2:14.553	+5.190
3	2:10.143	+2.882	3	2:33.612	+25.522	6	2:17.440	+8.780				21	2:15.546	+6.183


Chief of Timing & Scoring

Orbits


Race Director

www.mylaps.com

Licensed to: Zenergy Racing



22	2:14.870	+5.507	17	:09.982		20	2:13.865	+2.956	12	2:22.681	+10.575	19	:12.617	
23	2:13.380	+4.017	18	2:11.591	+1.609	21	2:18.872	+7.963	13	2:18.238	+6.132			
(61) Bent Fischer			(111) Tobias Basso			(8) André van den Berg			(800) Henric Keven Hansen			(441) Adam Rasmussen		
1			1			1			1			1		
2	1:55.161	:17:45.279	2	2:20.545	+10.289	2	2:40.362	+29.196	2	2:32.523	+19.931	2	1:14.591	:25:01.880
3	2:20.044	+10.162	3	2:24.679	+14.423	3	1:51.384	:01:40.218	3	2:17.323	+5.217	3	2:30.058	+17.347
4	2:20.130	+10.248	4	2:34.602	+24.346	4	1:14.583	:17:03.417	4	2:15.974	+3.868	4	2:27.765	+15.054
5	2:21.300	+11.418	5	2:20.118	+9.862	5	2:18.647	+7.481	5	2:15.545	+3.439	5	2:31.289	+18.578
6	2:20.110	+10.228	6	2:15.996	+5.740	6	2:19.353	+8.187	6	2:18.281	+6.175	6	2:22.569	+9.858
7	2:17.951	+8.069	7	1:08.641	:04:58.385	7	2:20.700	+9.534	7	2:12.826	+0.720	7	2:26.979	+14.268
8	2:16.817	+6.935	8	2:17.716	+7.460	8	2:19.890	+8.724	8	:12.106		8	1:46.971	:02:34.260
9	1:09.463	:03:59.581	9	2:14.625	+4.369	9	2:16.071	+4.905	9	2:15.076	+2.970	9	2:20.825	+8.114
10	2:16.208	+6.326	10	2:11.412	+1.156	10	2:14.549	+3.383	10			10	2:20.550	+7.839
11	2:13.962	+4.080	11	2:11.709	+1.453	11	1:34.545	:02:23.379	11			11	2:16.125	+3.414
12	2:14.453	+4.571	12	2:11.808	+1.552	12	2:13.159	+1.993	12			12	2:16.796	+4.085
13	2:14.449	+4.567	13	:10.256		13	2:15.766	+4.600	13	2:31.355	+18.763	13	2:16.888	+4.177
14	2:12.735	+2.853	(500) Rolf Lehmann			14	2:14.376	+3.210	14	2:31.076	+18.484	14	2:16.620	+3.909
15	:09.882		1			15	2:14.870	+3.704	15	2:28.962	+16.370	15	:12.711	
(95) Anders Adelbøg			2	2:23.736	+13.161	16	:11.166		16	2:22.144	+9.552	(524) Claus Kjelgaard		
1			3	1:13.384	:02:02.809	17	2:12.176	+1.010	17	1:46.096	:48:33.504	1		
2	2:29.986	+20.058	4	2:51.871	+41.296	18	2:13.337	+2.171	18	2:19.648	+7.056	2	2:24.757	+11.678
3	2:31.448	+21.520	5	6:33.466	+4:22.891				9	2:24.038	+11.446	3	2:22.115	+9.036
4	1:16.606	:54:06.678	6	2:34.780	+24.205	(101) Phillippe Farid Ehajji			10	2:18.218	+5.626	4	2:21.658	+8.579
5	2:17.915	+7.987	7	2:25.078	+14.503	1			11	2:23.327	+10.735	5	1:01.487	:27:48.408
6	2:15.342	+5.414	8	1:32.317	:03:21.742	2	2:52.301	+40.531	12	2:15.107	+2.515	6	2:13.383	+0.304
7	2:19.759	+9.831	9	2:16.593	+6.018	3	2:46.619	+34.849	13	2:20.023	+7.431	7	2:13.849	+0.770
8	2:20.574	+10.646	10	2:17.193	+6.618	4	2:46.741	+34.971	14	2:29.57	:03:10.365	8	2:13.190	+0.111
9	2:15.158	+5.230	11	2:17.236	+6.661	5	1:40.272	:48:28.502	15	2:17.218	+4.626	9	:13.079	
10	2:15.030	+5.102	12	2:15.433	+4.858	6	2:34.279	+22.509	16	2:19.283	+6.691	(190) Henrik Bruun		
11	1:31.826	:05:21.898	13	2:14.375	+3.800	7	2:23.157	+11.387	17	2:20.333	+7.741	1		
12	2:14.508	+4.580	14	2:13.638	+3.063	8	2:25.595	+13.825	18	2:13.305	+0.713	2	2:32.708	+18.926
13	2:12.833	+2.905	15	1:04.730	:02:54.155	9	2:35.010	+23.240	19	2:13.408	+0.816	3	1:57.098	:01:43.316
14	2:12.750	+2.822	16	2:15.153	+4.578	10	2:22.987	+11.217	20	2:14.480	+1.888	4	1:46.320	+9:32.538
15	2:13.923	+3.995	17	2:12.189	+1.614	11	1:23.867	:06:12.097	21	1:07.313	:04:54.721	5	2:41.013	+27.231
16	2:11.815	+1.887	18	:10.575		12	2:21.680	+9.910	22	2:16.370	+3.778	6	2:22.897	:04:09.115
17	1:44.627	:05:34.699	19	2:12.180	+1.605	13	2:17.524	+5.754	23	2:13.781	+1.189	7	2:24.061	+10.279
18	2:16.824	+6.896	20	2:11.329	+0.754	14	2:21.783	+10.013	24	2:15.585	+2.993	8	2:22.304	+8.522
19	2:11.575	+1.647	21	2:10.632	+0.057	15	2:16.671	+4.901	25	2:16.124	+3.532	9	2:27.281	+13.499
20	2:11.753	+1.825	22	2:11.782	+1.207	16	2:26.071	+14.301	26	:12.592		10	2:20.733	+6.951
21	2:11.170	+1.242	(90) Peter Schultz			17	6:08.144	+43:56.374	27	2:13.953	+1.361	11	2:19.329	+5.547
22	2:11.834	+1.906	1			18	2:17.094	+5.324	(154) Michael Sander			12	1:33.589	:03:19.807
23	:09.928		2	2:20.845	+9.936	19	:11.770		1			13	2:22.704	+8.922
(80) Henner Welke			3	1:09.019	:01:58.110	20	2:15.858	+4.088	2	2:30.124	+17.507	14	2:17.435	+3.653
1			4	3:01.293	+50.384	21	2:26.663	+14.893	3	2:27.567	+14.950	15	2:18.165	+4.383
2	2:29.731	+19.749	5	3:08.845	+57.936	22	2:21.061	+9.291	4	2:24.094	+11.477	16	:13.782	
3	2:26.810	+16.828	6	3:03.967	+53.058	23	2:20.403	+8.633	5	2:32.838	+20.221	17	2:21.428	+7.646
4	1:57.296	:53:47.314	7	2:43.791	+32.882	(465) Johnny Nordman			6	2:22.929	+10.312	18	2:22.983	+9.201
5	2:20.539	+10.557	8	2:35.639	+24.730	1			7	1:53.914	:05:41.297	19	2:17.979	+4.197
6	2:16.879	+6.897	9	1:29.084	:03:18.175	2	2:42.515	+30.409	8	2:27.399	+14.782	(65) Frank Dittrich		
7	2:20.974	+10.992	10	2:19.067	+8.158	3	2:57.825	+45.719	9	2:20.861	+8.244	1		
8	2:27.729	+17.747	11	2:18.893	+7.984	4	2:46.264	+34.158	10	2:21.261	+8.644	2	2:42.863	+28.735
9	1:07.328	:17:57.346	12	2:20.079	+9.170	5	2:39.332	+27.226	11	2:17.034	+4.417	3	7:53.160	+5:39.032
10	2:32.207	+22.225	13	2:22.041	+11.132	6	2:39.041	+26.935	12	2:16.664	+4.047	4	2:34.868	+20.740
11	2:31.746	+21.764	14	2:18.419	+7.510	7	1:16.865	:58:04.759	13	1:58.118	:05:45.501	5	1:48.737	:04:34.609
12	1:32.464	:04:22.482	15	2:21.667	+10.758	8	2:34.842	+22.736	14	2:25.293	+12.676	6	2:20.272	+6.144
13	2:16.474	+6.492	16	1:27.753	:02:16.844	9	2:28.110	+16.004	15	2:16.411	+3.794	7	2:23.590	+9.462
14	2:13.339	+3.357	17	2:15.035	+4.126	10	1:21.027	:05:08.921	16	2:14.038	+1.421	8	2:41.740	+27.612
15	2:14.055	+4.073	18	2:17.453	+6.544	11	2:21.144	+9.038	17	2:12.692	+0.075	9	2:27.950	+13.822
16	2:10.433	+0.451	19	2:13.462	+2.553				18	2:13.354	+0.737	10	2:23.157	+9.029



11	1:00.723	:04:46.595	20	2:17.298	+0.687	8	2:25.385	+6.492	11	2:30.908	+8.868	4	2:32.059	+8.332
12	2:17.701	+3.573				9	2:22.445	+3.552	12	2:29.724	+7.684	5	1:37.089	:53:13.362
13	2:15.881	+1.753	(46) Dan Ahlstedt			10	2:23.087	+4.194	13	2:28.336	+6.296	6	2:27.543	+3.816
14	2:19.523	+5.395	1			11	2:20.016	+1.123	14	2:28.986	+6.946	7	1:02.739	:24:39.012
15	2:14.413	+0.285	2	2:30.905	+13.312	12	2:19.868	+0.975	15	2:27.066	+5.026	8	2:31.267	+7.540
16	1:14.128		3	2:23.591	+5.998	13	1:18.893		16	:46.224	:05:24.184	9	2:32.362	+8.635
17	2:15.382	+1.254	4	2:19.175	+1.582	14	2:19.599	+0.706	17	2:24.805	+2.765	10	:41.473	:04:17.746
			5	:21.893	:54:04.300				18	2:23.523	+1.483	11	2:28.810	+5.083
(42) Klaus Adolph			6	2:20.613	+3.020	(890) Andreas Daugaard Jørgensen			19	1:22.040		12	2:26.523	+2.796
1			7	2:22.017	+4.424	1			20	2:22.896	+0.856	13	2:26.074	+2.347
2	2:51.641	+37.152	8	2:24.748	+7.155	2	2:53.948	+33.582	21	2:22.934	+0.894	14	1:23.727	
3	2:53.979	+39.490	9	:03.892	:08:46.299	3	3:06.560	+46.194						
4	2:46.187	+31.698	10	:29.087	:20:11.494	4	2:52.053	+31.687	(900) Jannick Raun Mortensen			(22) Marck Andersen		
5	2:31.874	+17.385	11	2:19.917	+2.324	5	2:44.615	+24.249	1			1		
6	1:52.735	:06:38.246	12	1:17.593		6	2:39.648	+19.282	2	3:05.981	+42.951	2	2:34.743	+10.323
7	2:21.578	+7.089				7	1:16.950	:52:56.584	3	3:01.555	+38.525	3	2:38.403	+13.983
8	2:23.560	+9.071	(92) Rune Debel			8	2:45.556	+25.190	4	2:52.347	+29.317	4	2:34.359	+9.939
9	2:25.661	+11.172	1			9	2:39.504	+19.138	5	1:27.611	:54:04.581	5	2:34.641	+10.221
10	1:14.489		2	2:29.559	+11.845	10	2:37.144	+16.778	6	2:50.825	+27.795	6	2:37.084	+12.664
11	2:15.705	+1.216	3	2:28.344	+10.630	11	1:33.430	:05:13.064	7	2:53.056	+30.026	7	1:14.838	:03:50.418
12	1:24.014	:05:09.525	4	5:54.416	+3:36.702	12	2:28.328	+7.962	8	2:49.307	+26.277	8	2:34.631	+10.211
13	2:17.161	+2.672	5	2:23.169	+5.455	13	2:24.594	+4.228	9	2:42.726	+19.696	9	2:31.914	+7.494
14	2:14.726	+0.237	6	5:23.918	+23:06.204	14	2:25.470	+5.104	10	:20.207	:05:57.177	10	2:28.529	+4.109
15	2:14.757	+0.268	7	2:23.650	+5.936	15	2:22.661	+2.295	11	2:34.486	+11.456	11	2:34.111	+9.691
16	2:15.279	+0.790	8	2:22.811	+5.097	16	2:24.997	+4.631	12	2:34.747	+11.717	12	2:36.571	+12.151
17	2:15.050	+0.561	9	6:12.012	+33:54.298	17	2:21.663	+1.297	13	2:35.779	+12.749	13	1:24.420	
18	2:15.228	+0.739	10	2:18.781	+1.067	18	1:24.693	:02:04.327	14	2:28.823	+5.793			
			11	1:17.714		19	2:22.109	+1.743	15	2:27.906	+4.876	(37) Jan KrohnMC Teknik Hyperpro		
(59) Eilif Kristensen gadekører			12	2:19.230	+1.516	20	1:20.366		16	:21.699	:03:58.669	1		
1			13	2:21.110	+3.396	21	2:20.608	+0.242	17	2:29.186	+6.156	2	3:00.156	+35.571
2	2:23.112	+7.555	14	4:37.176	+32:19.462	22	2:22.192	+1.826	18	2:28.119	+5.089	3	2:58.088	+33.503
3	2:20.108	+4.551	15	2:19.875	+2.161	23	2:21.836	+1.470	19	2:26.637	+3.607	4	2:55.046	+30.461
4	2:22.521	+6.964	16	2:25.837	+8.123	24	2:21.279	+0.913	20	2:26.438	+3.408	5	2:46.414	+21.829
5	1:15.557								21	2:24.704	+1.674	6	2:46.842	+22.257
6	2:18.519	+2.962	(45) ROBERT FEUK			(313) Jan Kejsler			22	1:23.030		7	:33.259	:47:08.674
7	1:34.360	:06:18.803	1			1						8	2:34.507	+9.922
8	2:32.632	+17.075	2	2:31.556	+12.742	2	2:32.274	+10.807	(58) Jan Toft			9	2:31.378	+6.793
9	2:26.983	+11.426	3	2:26.069	+7.255	3	2:29.662	+8.195	1			10	2:32.251	+7.666
10	2:24.905	+9.348	4	2:24.717	+5.903	4	:59.024	:52:37.557	2	2:55.634	+32.272	11	2:30.937	+6.352
11	2:30.203	+14.646	5	:08.566	:54:49.752	5	1:21.467		3	:18.985	:50:55.623	12	2:29.574	+4.989
12	2:21.176	+5.619	6	2:27.934	+9.120	6	2:23.083	+1.616	4	2:38.908	+15.546	13	2:29.366	+4.781
(198) Karsten Frosthalm			7	2:26.213	+7.399	7	2:21.639	+0.172	5	2:35.633	+12.271	14	:11.234	:01:46.649
1			8	2:24.928	+6.114	8	2:32.411	+10.944	6	2:32.508	+9.146	15	2:33.460	+8.875
2	2:42.541	+25.930	9	2:23.269	+4.455	9	1:48.372	:48:26.905	7	2:32.294	+8.932	16	2:29.040	+4.455
3	2:59.943	+43.332	10	2:25.531	+6.717	10	2:29.415	+7.948	8	2:38.281	+14.919	17	2:27.969	+3.384
4	3:06.776	+50.165	11	:45.982	:03:27.168	11	2:27.592	+6.125	9	1:25.731	:05:02.369	18	2:25.342	+0.757
5	2:52.722	+36.111	12	2:19.483	+0.669	12	2:25.858	+4.391	10	2:32.456	+9.094	19	2:24.667	+0.082
6	:58.640	:52:42.029	13	2:19.074	+0.260	13	2:22.830	+1.363	11	2:27.349	+3.987	20	1:24.585	
7	1:55.576	:17:38.965	14	2:19.071	+0.257	14	2:25.347	+3.880	12	2:24.828	+1.466	21	:52.773	:03:28.188
8	2:31.038	+14.427	15	:15.670	:12:56.856	15	2:21.511	+0.044	13	2:32.381	+9.019	22	2:27.490	+2.905
9	2:30.155	+13.544	16	2:23.477	+4.663				14	2:30.819	+7.457	23	2:27.848	+3.263
10	2:30.303	+13.692	17	2:19.715	+0.901	(36) Agneta Persson			15	1:17.514	:03:54.152	24	2:28.628	+4.043
11	2:27.013	+10.402	18	1:18.814		1			16	2:27.015	+3.653	25	2:28.387	+3.802
12	2:24.125	+7.514	(74) Jan nielsen			2	2:39.360	+17.320	17	2:24.229	+0.867	26	2:29.742	+5.157
13	1:36.644	:03:20.033	1			3	1:02.435	:47:40.395	18	1:23.362		27	2:27.371	+2.786
14	2:22.978	+6.367	2	2:32.892	+13.999	4	2:36.646	+14.606				(514) Frank Hansen		
15	2:18.638	+2.027	3	2:30.249	+11.356	5	2:34.449	+12.409	(98) Frank Pelzner			1		
16	2:18.803	+2.192	4	2:31.922	+13.029	6	2:32.461	+10.421	1			2	2:52.206	+27.299
17	2:18.547	+1.936	5	2:27.675	+8.782	7	2:33.604	+11.564	2	2:34.914	+11.187	3	2:46.066	+21.159
18	2:17.337	+0.726	6	2:26.354	+7.461	8	2:32.092	+10.052	3	2:33.079	+9.352	4	2:44.716	+19.809
19	1:16.611		7	:54.342	:03:35.449	9	2:40.073	+18.033				5	2:43.134	+18.227
						10	1:10.933	:03:48.893						


New group

New run

Qualifying started at 12:04:34

Assen 4.542 km

8/20/2014 12:00



6	1:20.042	:07:55.135	3	1:17.792	:49:51.056	2	1:39.609	:47:11.017	13	:30.355	3	2:41.237	+3.738	
7	2:39.234	+14.327	4	2:34.184	+7.448	3	2:52.376	+23.784	14	2:31.075	+0.720	4	2:40.642	+3.143
8	2:39.154	+14.247	5	2:27.454	+0.718	4	2:46.496	+17.904	15	2:35.618	+5.263	5	:37.499	
9	2:39.777	+14.870	6	2:28.393	+1.657	5	2:44.212	+15.620	16	2:33.689	+3.334			
10	3:07.913	:10:43.006	7	2:35.696	+8.960	6	2:44.738	+16.146	17	2:30.985	+0.630			
11	2:34.151	+9.244	8	:26.736		7	2:41.925	+13.333						
12	2:34.133	+9.226	9	1:16.424	:05:49.688	8	1:32.363	:05:03.771						
13	2:28.313	+3.406	10	2:31.742	+5.006	9	2:29.865	+1.273	<u>(199) Troels Olesen</u>					
14	2:27.558	+2.651	11	2:30.795	+4.059	10	2:32.042	+3.450	1					
15	:24.907		12	2:29.925	+3.189	11	2:30.145	+1.553	2	3:31.781	+1:01.425			
			13	2:28.615	+1.879	12	:28.592		3	9:20.503	+6:50.147			
			14	2:28.250	+1.514	13	1:16.643	:07:48.051	4	1:58.759	:46:28.403			
<u>(123) Kim Otte</u>						14	2:35.544	+6.952	5	2:38.230	+7.874			
1			<u>(57) Erik Debel</u>			15	2:33.971	+5.379	6	2:37.022	+6.666			
2	2:56.648	+31.371	1			16	2:32.308	+3.716	7	2:35.607	+5.251			
3	2:51.845	+26.568	2	2:38.460	+11.107	17	2:34.366	+5.774	8	2:37.815	+7.459			
4	2:51.697	+26.420	3	2:41.533	+14.180	<u>(503) Gert Rønnow</u>			9	2:34.129	+3.773			
5	3:37.475	:47:12.198	4	2:40.108	+12.755	1			10	2:35.456	+5.100			
6	2:35.318	+10.041	5	2:36.504	+9.151	2	2:47.276	+18.236	11	1:14.889	:03:44.533			
7	2:41.882	+16.605	6	2:32.796	+5.443	3	2:45.462	+16.422	12	2:34.523	+4.167			
8	2:35.054	+9.777	7	1:37.244	:05:09.891	4	2:43.075	+14.035	13	2:33.527	+3.171			
9	2:33.191	+7.914	8	2:32.457	+5.104	5	2:41.493	+12.453	14	2:31.115	+0.759			
10	2:34.143	+8.866	9	2:28.559	+1.206	6	3:31.707	:06:02.667	15	2:32.243	+1.887			
11	1:52.004	:03:26.727	10	:27.353		7	2:37.471	+8.431	16	2:32.000	+1.644			
12	2:35.541	+10.264	11	2:28.829	+1.476	8	2:35.926	+6.886	17	1:30.059	:04:59.703			
13	2:33.047	+7.770	12	2:32.905	+5.552	9	2:31.843	+2.803	18	2:31.852	+1.496			
14	2:28.808	+3.531	<u>(5) Oliver Lind Jensen</u>			10	:29.040		19	2:32.237	+1.881			
15	2:33.167	+7.890	1			11	2:31.545	+2.505	20	2:30.995	+0.639			
16	:25.277		2	2:32.316	+4.899	<u>(55) Dorte Pedersen</u>			21	2:33.524	+3.168			
17	2:29.750	+4.473	3	2:28.619	+1.202	1			22	:30.356				
18	1:53.768	:02:28.491	4	1:41.306	:23:13.889	2	2:49.777	+19.723	<u>(327) John Strand</u>					
19	2:29.976	+4.699	5	2:33.561	+6.144	3	2:50.619	+20.565	1					
20	2:34.539	+9.262	6	:27.417		4	2:52.156	+22.102	2	2:44.479	+14.027			
21	2:26.123	+0.846	7	1:40.422	:02:13.005	5	2:47.065	+17.011	3	2:43.501	+13.049			
22	2:29.048	+3.771	8	2:30.310	+2.893	6	1:05.192	:05:35.138	4	2:41.479	+11.027			
23	2:29.271	+3.994	9	2:28.491	+1.074	7	2:35.395	+5.341	5	2:35.344	+4.892			
24	2:27.373	+2.096	10	2:28.391	+0.974	8	2:35.190	+5.136	6	:30.452				
			11	2:27.651	+0.234	9	2:35.422	+5.368	<u>(12) Morten Konge</u>					
<u>(264) Robert Gusta</u>			<u>(15) Peter Christensen</u>			10	2:34.312	+4.258	1					
1			1	2:40.165	+12.337	11	2:32.340	+2.286	2	2:36.173	+2.927			
2	3:06.738	+40.597	2	2:42.117	+14.289	12	1:28.103	:03:58.049	3	2:34.898	+1.652			
3	3:01.616	+35.475	3	2:43.112	+15.284	13	2:33.643	+3.589	4	2:36.038	+2.792			
4	1:38.532	:50:12.391	4	2:37.193	+9.365	14	2:33.491	+3.437	5	2:35.253	+2.007			
5	2:35.247	+9.106	5	2:39.334	+11.506	15	2:36.075	+6.021	6	2:34.785	+1.539			
6	:26.141		6	1:30.624	:05:02.796	16	2:33.103	+3.049	7	2:36.411	+3.165			
7	2:29.488	+3.347	7	2:30.228	+2.400	17	:30.054		8	1:34.058	:04:00.812			
8	2:36.381	+10.240	8	2:30.280	+2.452	<u>(28) Thomas Eisenreich</u>			9	2:36.595	+3.349			
9	2:35.070	+8.929	9	2:28.557	+0.729	1			10	2:37.326	+4.080			
10	1:13.567	:06:47.426	10	2:28.953	+1.125	2	2:46.529	+16.174	11	2:35.639	+2.393			
11	2:34.520	+8.379	11	2:28.508	+0.680	3	2:46.806	+16.451	12	2:35.001	+1.755			
12	2:34.658	+8.517	12	1:15.618	:05:47.790	4	2:41.888	+11.533	13	2:33.457	+0.211			
13	2:36.119	+9.978	13	2:32.161	+4.333	5	2:41.019	+10.664	14	1:39.803	:05:06.557			
14	2:34.049	+7.908	14	2:30.639	+2.811	6	2:45.052	+14.697	15	2:35.074	+1.828			
15	3:14.746	:05:48.605	15	2:30.584	+2.756	7	3:17.821	:05:47.466	16	2:34.799	+1.553			
16	2:28.428	+2.287	16	2:28.279	+0.451	8	2:38.816	+8.461	17	:33.246				
17	2:31.884	+5.743	17	:27.828		9	2:36.295	+5.940	18	2:34.000	+0.754			
18	2:33.844	+7.703	<u>(70) Kasper Jensen</u>			10	2:35.529	+5.174	19	2:34.482	+1.236			
19	2:34.588	+8.447	1			11	2:33.916	+3.561	<u>(26) Christian Langfrits</u>					
20	2:31.711	+5.570	1			12	1:46.222	:05:15.867	1					
<u>(757) Christian Volck</u>									2	2:47.599	+10.100			
1														
2	2:45.275	+18.539												