


1300-1700

New run

Qualifying started at 13:19:37

Assen 4.542 km

8/21/2014 13:00



15	2:00.621	+1.832	14	2:02.642	+3.280	14	2:03.605	+2.186	14	2:04.268	+1.988	19	2:14.614	+11.190
16	:58.789		15	2:17.827	+18.465	15	2:02.803	+1.384	15	2:02.668	+0.388	20	2:13.309	+9.885
(84) Mitchel Bol			16	:42.901	:02:43.539	16	2:02.060	+0.641	16	2:05.201	+2.921	21	2:14.042	+10.618
1			17	2:10.308	+10.946	17	2:01.511	+0.092	17	:02.280				
2	2:03.578	+4.457	18	2:05.046	+5.684	18	:18.658	:01:17.239	(96) michael n paulsen			(667) Thommas Hulstrøm		
3	2:02.640	+3.519	19	2:06.231	+6.869	19	2:02.112	+0.693	1			2	2:07.306	+3.727
4	2:03.101	+3.980	20	2:05.980	+6.618	20	2:02.415	+0.996	2	2:10.155	+6.972	3	2:05.002	+1.423
5	2:00.980	+1.859	21	2:09.220	+9.858	21	2:02.732	+1.313	3	2:08.439	+5.256	4	:03.579	
6	2:00.759	+1.638	22	2:01.373	+2.011	22	2:02.559	+1.140	4	2:11.304	+8.121	5	2:05.234	+1.655
7	1:59.770	+0.649	23	2:03.174	+3.812	23	:01.419		5	2:08.819	+5.636	6	2:06.837	+3.258
8	:59.121		(89) Erik Høgh			24	2:01.632	+0.213	6	2:08.516	+5.333	7	2:06.127	+2.548
9	2:00.133	+1.012	1			25	2:02.686	+1.267	7	2:06.797	+3.614	8	5:21.447	+3:17.868
10	5:17.895	+3:18.774	2	2:03.189	+3.311	(455) Ole Juul Thomassen			8	2:06.825	+3.642	9	:46.570	:00:42.991
11	2:00.550	+1.429	3	2:01.875	+1.997	1			9	:49.026	:04:45.843	10	2:06.634	+3.055
12	1:59.736	+0.615	4	2:05.229	+5.351	2	2:04.800	+3.179	10	2:09.359	+6.176	11	2:06.204	+2.625
13	1:59.934	+0.813	5	2:01.039	+1.161	3	2:04.681	+3.060	11	2:11.841	+8.658	12	2:04.953	+1.374
14	3:54.942	+51:55.821	6	2:07.288	+7.410	4	2:05.300	+3.679	12	2:07.015	+3.832	13	2:10.831	+7.252
15	2:02.467	+3.346	7	2:01.951	+2.073	5	2:03.161	+1.540	13	2:05.945	+2.762	14	2:04.318	+0.739
16	2:00.390	+1.269	8	2:00.866	+0.988	6	2:02.780	+1.159	14	2:05.066	+1.883	15	2:08.183	+4.604
17	2:02.981	+3.860	9	:36.634	:03:36.756	7	2:02.715	+1.094	15	2:04.819	+1.636	16	2:05.547	+1.968
18	2:02.948	+3.827	10	2:02.661	+2.783	8	:01.621		16	2:04.046	+0.863			
19	2:01.998	+2.877	11	2:00.188	+0.310	(3) Don Wanthanang			17	:09.003	:02:05.820	(16) Max Rosenbeck Nedergaard		
20	2:00.644	+1.523	12	2:00.523	+0.645	1			18	2:06.390	+3.207	1		
21	2:00.077	+0.956	13	2:00.828	+0.950	2	2:06.905	+5.080	19	2:05.231	+2.048	2	2:09.192	+5.391
(174) Niklas Nilsson			14	2:00.051	+0.173	3	2:04.344	+2.519	20	:03.183		3	2:11.028	+7.227
1			15	:59.878		4	2:03.871	+2.046	21	2:04.467	+1.284	4	:07.852	:15:04.051
2	2:05.995	+6.699	16	2:04.049	+4.171	5	2:05.494	+3.669	(4) Marcel van der Vorst			5	2:09.019	+5.218
3	2:05.671	+6.375	17	2:02.057	+2.179	6	2:07.252	+5.427	1			6	2:07.910	+4.109
4	2:02.855	+3.559	(24) Horst Backes			7	2:03.029	+1.204	2	2:06.062	+2.824	7	2:09.550	+5.749
5	2:02.742	+3.446	1			8	:10.956	:06:09.131	3	2:07.459	+4.221	8	2:10.473	+6.672
6	2:03.022	+3.726	2	2:07.180	+6.084	9	2:02.616	+0.791	4	2:05.366	+2.128	9	2:08.025	+4.224
7	:44.411	:03:45.115	3	2:04.991	+3.895	10	2:04.110	+2.285	5	2:06.883	+3.645	10	2:09.730	+5.929
8	2:04.013	+4.717	4	2:03.152	+2.056	11	2:04.414	+2.589	6	2:04.266	+1.028	11	:03.801	
9	2:07.152	+7.856	5	2:03.634	+2.538	12	2:04.613	+2.788	7	2:04.156	+0.918	12	:30.982	:01:27.181
10	2:01.899	+2.603	6	2:06.005	+4.909	13	2:04.928	+3.103	8	:03.238		13	2:04.570	+0.769
11	2:01.817	+2.521	7	2:03.647	+2.551	14	2:02.841	+1.016	9	:38.060	:22:34.822	14	2:09.521	+5.720
12	:59.296		8	:46.607	:04:45.511	15	2:05.442	+3.617	10	2:05.451	+2.213	15	2:06.252	+2.451
13	2:01.104	+1.808	9	2:04.658	+3.562	16	:55.174	:02:53.349	11	2:06.054	+2.816	16	2:05.229	+1.428
14	2:01.127	+1.831	10	2:02.718	+1.622	17	2:09.550	+7.725	12	2:03.819	+0.581	(980) Morten Jensen		
15	2:00.997	+1.701	11	2:02.742	+1.646	18	2:06.759	+4.934	13	2:05.800	+2.562	1		
16	:25.465	:02:26.169	12	2:02.063	+0.967	19	2:05.825	+4.000	(119) Per Mærsk Jørgensen			2	2:17.236	+13.228
17	2:03.671	+4.375	13	:01.096		20	2:05.353	+3.528	1			3	2:16.218	+12.210
18	2:09.727	+10.431	14	2:01.941	+0.845	21	2:07.049	+5.224	2	2:09.600	+6.176	4	2:14.995	+10.987
19	2:05.826	+6.530	15	2:05.613	+4.517	22	:01.825		3	2:09.420	+5.996	5	2:16.587	+12.579
20	2:02.960	+3.664	16	2:01.964	+0.868	23	2:05.381	+3.556	4	2:10.297	+6.873	6	2:16.529	+12.521
(75) Bo Pedersen			(414) Ernest Krüger			(21) Jesper Wiik Christensen			5	2:05.423	+1.999	7	2:13.469	+9.461
1			1			1			6	2:06.751	+3.327	8	:10.493	:05:06.485
2	2:02.230	+2.868	2	2:05.067	+3.648	2	2:06.625	+4.345	7	2:08.252	+4.828	9	2:09.453	+5.445
3	2:05.151	+5.789	3	2:09.694	+8.275	3	2:09.927	+7.647	8	2:05.092	+1.668	10	2:08.518	+4.510
4	2:01.629	+2.267	4	2:08.204	+6.785	4	2:03.504	+1.224	9	:40.336	:04:36.912	11	2:08.269	+4.261
5	2:00.430	+1.068	5	2:07.937	+6.518	5	2:09.939	+7.659	10	2:09.882	+6.458	12	2:07.878	+3.870
6	2:02.008	+2.646	6	2:09.327	+7.908	6	2:02.870	+0.590	11	2:07.666	+4.242	13	2:13.590	+9.582
7	:59.362		7	2:04.340	+2.921	7	2:02.901	+0.621	12	2:06.946	+3.522	14	2:05.355	+1.347
8	:41.818	:05:42.456	8	2:02.996	+1.577	8	2:03.072	+0.792	13	2:08.656	+5.232	15	2:10.426	+6.418
9	2:02.673	+3.311	9	:30.382	:03:28.963	9	:41.280	:03:39.000	14	2:04.915	+1.491	16	:17.751	:01:13.743
10	2:03.376	+4.014	10	2:05.349	+3.930	10	2:05.708	+3.428	15	2:07.913	+4.489	17	2:05.333	+1.325
11	2:04.296	+4.934	11	2:04.395	+2.976	11	2:05.113	+2.833	16	:03.424		18	2:07.266	+3.258
12	2:04.498	+5.136	12	2:04.504	+3.085	12	2:04.465	+2.185	17	:14.693	:02:11.269	19	:04.008	
13	2:05.533	+6.171	13	2:03.498	+2.079	13	2:02.820	+0.540	18	2:21.580	+18.156	20	2:06.140	+2.132
												21	2:08.350	+4.342


Chief of Timing & Scoring

Orbits

Race Director

www.mylaps.com

Licensed to: Zenergy Racing



(710) Ole Svendsen			(50) Ralf Madsen			(66) Børge Kristoffersen			(261) Morten Høgsvig		
1			1			1			1		
2	2:08.096	+3.923	2	2:10.831	+6.063	2	2:11.797	+4.805	2	2:11.868	+3.159
3	2:08.407	+4.234	3	2:11.343	+6.575	3	2:10.160	+3.168	3	2:11.522	+2.813
4	2:05.696	+1.523	4	2:11.037	+6.269	4	2:10.977	+3.985	4	2:10.087	+1.378
5	2:05.352	+1.179	5	2:08.752	+3.984	5	2:09.833	+2.841	5	:08.709	
6	2:06.705	+2.532	6	2:09.076	+4.308	6	2:11.168	+4.176			
7	2:05.166	+0.993	7	2:09.468	+4.700	7	2:08.972	+1.980			
8	2:04.545	+0.372	8	2:57.292	:05:52.524	8	2:07.526	+1.417			
9	2:43.019	:04:38.846	9	2:10.954	+6.186	9	2:09.459	+2.467			
10	2:07.156	+2.983	10	2:06.559	+1.791	10	2:11.972	+4.980			
11	2:04.580	+0.407	11	2:06.221	+1.453	11	2:11.521	+4.529			
12	2:08.890	+4.717	12	2:07.826	+3.058	12	2:08.449	+1.457			
13	2:08.787	+4.614	13	2:06.616	+1.848	13	2:07.712	+0.720			
14	2:08.450	+4.277	14	2:06.335	+1.567	14	:06.992				
15	:04.173		15	2:14.175	+9.407						
16	2:05.321	+1.148	16	2:18.773	:01:14.005						
(88) Stig Bundgaard			(524) Claus Kjelgaard			(65) Frank Dittrich			(101) Phillipe Farid Ehajji		
1			1			1			1		
2	2:08.426	+4.142	2	2:12.076	+5.836	2	2:10.432	+3.281	2	2:10.303	+1.575
3	2:08.343	+4.059	3	2:08.313	+2.073	3	2:10.947	+3.796	3	2:13.189	+4.461
4	2:06.163	+1.879	4	2:07.175	+0.935	4	2:11.909	+4.758	4	2:13.462	+4.734
5	2:08.279	+3.995	5	2:05.499	:10:39.259	5	2:13.436	+6.285	5	2:13.477	+4.749
6	2:05.688	+1.404	6	2:10.459	+4.219	6	2:07.151		6	2:10.882	+2.154
7	2:04.954	+0.670	7	2:08.479	+2.239	7	2:08.339	+1.188	7	2:14.883	+6.155
8	2:31.016	:06:26.732	8	2:08.488	+2.248	8	2:22.595	:05:15.444	8	2:15.718	+6.990
9	2:07.779	+3.495	9	2:09.311	+3.071	9	2:15.718	+8.567	9	2:17.321	:04:08.593
10	2:05.917	+1.633	10	2:07.795	+1.555	10	2:14.656	+7.505	10	2:14.990	+6.262
11	:04.284		11	2:08.169	+1.929	11	2:13.645	+6.494	11	2:12.086	+3.358
12	2:04.920	+0.636	(19) Richard Nilsson			12	2:15.594	+8.443	12	2:14.797	+6.069
13	2:05.142	+0.858	1			13	2:08.323	+1.172	13	2:12.413	+3.685
14	2:04.374	+0.090	2	2:07.146	+0.769	14	2:08.996	+1.845	14	2:09.227	+0.499
15	2:05.277	+0.993	3	2:08.789	+2.412	15	4:55.698	+42:48.547	15	2:12.175	+3.447
(250) Harly Bregendahl			(44) Jan Day Nielsen			16	2:11.761	+4.610	16	2:12.175	+3.447
1			1			17	2:09.893	+2.742	17	2:12.175	+3.447
2	2:07.032	+2.340	2	2:11.155	+4.741	18	2:08.525	+1.374	18	2:10.175	+1.447
3	2:17.609	+12.917	3	2:12.356	+5.942	19	2:08.336	+1.185	19	2:11.630	+2.902
4	2:06.347	+1.655	4	2:11.510	+5.096	20	2:10.370	+3.219	(8) André van den Berg		
5	2:12.770	+8.078	5	2:11.900	+5.486	21	2:10.783	+3.632	1		
6	2:07.243	+2.551	6	:06.414		22			2	2:09.889	+0.997
7	2:05.503	+0.811	7	2:08.809	+2.395	(456) Per Poulsen			3	:08.892	
8	2:32.469	:05:27.777	(59) Ellif Kristensen gadekører			1			4	2:11.413	+2.521
9	2:09.802	+5.110	1			2	2:12.996	+5.708	5	2:33.925	+25.033
10	2:11.962	+7.270	2	2:10.306	+3.889	3	2:12.149	+4.861	(90) Peter Schultz		
11	2:09.216	+4.524	3	2:11.394	+4.977	4	2:12.563	+5.275	1		
12	2:10.792	+6.100	4	2:12.138	+5.721	5	2:11.198	+3.910	2	2:14.500	+5.541
13	2:07.506	+2.814	5	2:12.540	+6.123	6	2:08.879	+1.591	3	2:14.173	+5.214
14	2:04.891	+0.199	6	2:13.348	+6.931	7	2:11.782	+4.494	4	2:12.449	+3.490
15	2:04.901	+0.209	7	2:10.284	+3.867	8	2:11.782	+4.494	5	2:15.325	+6.366
16	2:03.280	:01:58.588	8	:06.417		9	2:23.177	:04:15.889	6	2:12.827	+3.868
17	:04.692		(812) Henrik Larsen			10	2:10.849	+3.561	7	2:12.827	+3.868
18	2:08.481	+3.789	1			11	2:12.061	+4.773	8	2:11.223	:06:02.264
19	2:05.325	+0.633	2	2:11.221	+4.711	12	2:10.251	+2.963	9	2:17.061	+8.102
(34) Mike Kofoed			3	2:12.297	+5.787	13	2:09.043	+1.755	10	2:14.151	+5.192
1			4	2:11.042	+4.532	14	2:09.398	+2.110	11	2:14.128	+5.169
2	2:06.169	+1.457	5	2:13.635	+7.125	15	2:09.200	+1.912	12	2:11.719	+2.760
3	:04.712		6	:06.510		(444) Kenneth Fruensgaard TT079			13	2:13.552	+4.593
(80) Henner Welke			7	2:07.375	+0.865	1			14	2:06.447	:05:11.688
1			(190) Henrik Bruun			2	2:08.988	+0.676	15	2:11.325	+2.366
			1			3	2:10.149	+1.837	16	2:12.937	+3.978
			2	2:14.058	+4.954				17	2:11.945	+2.986
									18	2:10.846	+1.887


1300-1700

New run

Qualifying started at 13:19:37

Assen 4.542 km

8/21/2014 13:00



3	2:13.152	+4.048	10	2:12.082	+1.342	6	2:28.767	+15.457	7	2:19.139	+4.339	2	2:18.041	+1.017
4	2:14.312	+5.208				7	2:24.941	+11.631	8	2:26.754	:05:11.954	3	2:20.156	+3.132
5	2:13.370	+4.266	(28) Thomas Eisenreich			8	2:51.983	:02:38.673	9	2:20.719	+5.919	4	:17.024	
6	2:12.088	+2.984	1			9	2:19.120	+5.810	10	2:20.189	+5.389			
7	2:15.997	+6.893	2	2:12.924	+1.528	10	2:17.176	+3.866	11	2:17.441	+2.641	(36) Agneta Persson		
8	2:43.387	:05:34.283	3	2:13.569	+2.173	11	2:18.413	+5.103	12	2:17.579	+2.779	1		
9	2:12.307	+3.203	4	2:14.951	+3.555	12	2:13.669	+0.359	13	2:15.981	+1.181	2	2:23.988	+6.758
10	2:17.128	+8.024	5	2:15.583	+4.187	13	2:20.529	+7.219	14	2:16.175	+1.375	3	2:23.008	+5.778
11	2:10.186	+1.082	6	:11.396		14	:13.310		15	:05.524	:02:50.724	4	2:20.988	+3.758
12	2:16.707	+7.603	7	2:14.519	+3.123	(5) Oliver Lind Jensen			16	2:17.136	+2.336	5	2:21.773	+4.543
13	2:15.701	+6.597	8	2:43.080	:05:31.684	1			17	2:15.159	+0.359	6	2:32.441	+15.211
14	2:09.601	+0.497	9	2:12.517	+1.121	2	2:28.988	+15.282	18	:14.800		7	2:31.746	+14.516
15	:09.104		10	2:16.298	+4.902	3	2:22.400	+8.694	19	2:19.529	+4.729	8	2:23.948	:04:06.718
16	2:19.960	:01:10.856	11	2:11.741	+0.345	4	2:19.693	+5.987	(42) Klaus Adolph			9	2:20.173	+2.943
17	2:15.549	+6.445	12	2:14.983	+3.587	5	2:21.461	+7.755	1			10	2:18.064	+0.834
18	2:12.859	+3.755	13	2:15.628	+4.232	6	:30.246	:09:16.540	2	2:17.545	+2.008	11	2:19.381	+2.151
19	2:14.043	+4.939	14	2:12.948	+1.552	7	2:23.142	+9.436	3	2:19.073	+3.536	12	2:19.992	+2.762
20	2:13.037	+3.933	15	2:14.478	+3.082	8	2:17.543	+3.837	4	2:17.465	+1.928	13	2:19.131	+1.901
(465) Johnny Nordman			16	:00.955	:02:49.559	9	2:19.931	+6.225	5	2:16.682	+1.145	14	2:17.291	+0.061
1			17	2:15.996	+4.600	10	:13.706		6	:08.707	:08:53.170	15	:17.230	
2	2:14.893	+5.435	18	2:14.279	+2.883	11	2:16.261	+2.555	7	2:17.679	+2.142	(98) Frank Pelzner		
3	4:49.562	+2:40.104	(92) Rune Debel			12	2:15.062	+1.356	8	2:16.105	+0.568	1		
4	5:27.638	:13:18.180	1			13	2:15.992	+2.286	9	2:17.229	+1.692	2	2:26.996	+9.469
5	2:14.666	+5.208	2	2:12.965	+1.210	(800) Henric Keven Hansen			10	2:16.931	+1.394	3	2:26.378	+8.851
6	4:51.294	+2:41.836	3	:11.755		1			11	9:32.193	+47:16.656	4	2:23.830	+6.303
7	2:11.897	+2.439	4	2:12.492	+0.737	2	2:18.953	+5.084	12	2:16.525	+0.988	5	2:23.516	+5.989
8	:09.458		(21) Tobias Roth			3	2:16.428	+2.559	13	2:18.644	+3.107	6	2:22.330	+4.803
9	:50.092	:06:40.634	1			4	2:18.463	+4.594	14	:15.537		7	:49.976	:04:32.449
10	2:10.999	+1.541	2	2:18.783	+6.478	5	2:17.311	+3.442	15	2:16.344	+0.807	8	2:26.325	+8.798
11	2:10.084	+0.626	3	2:17.386	+5.081	6	2:22.781	+8.912	16	2:16.430	+0.893	9	2:25.376	+7.849
12	2:09.804	+0.346	4	:19.667	:14:07.362	7	2:24.023	+10.154	17	2:15.853	+0.316	10	2:25.104	+7.577
13	2:11.453	+1.995	5	2:15.496	+3.191	8	2:18.966	+5.097	(441) Adam Rasmussen			11	2:20.082	+2.555
(61) Bent Fischer			6	2:12.818	+0.513	9	:19.034	:02:05.165	1			12	:17.527	
1			7	2:14.913	+2.608	10	2:14.766	+0.897	2	2:16.280	+0.289	13	2:19.225	+1.698
2	2:18.684	+8.182	8	2:17.998	+5.693	11	2:14.353	+0.484	3	:15.991		14	2:20.767	+3.240
3	2:16.472	+5.970	9	1:23.857	+49:11.552	12	2:15.136	+1.267	4	2:17.166	+1.175	(123) Kim Otte		
4	2:13.042	+2.540	10	2:12.672	+0.367	13	:13.869		(58) Jan Toft			1		
5	2:17.424	+6.922	11	2:13.817	+1.512	14	2:14.716	+0.847	2	2:25.822	+9.518	2	2:25.350	+7.603
6	2:15.992	+5.490	12	:12.305		15	2:15.589	+1.720	3	2:28.537	+12.233	3	2:21.956	+4.209
7	2:15.588	+5.086	13	2:14.204	+1.899	(154) Michael Sander			4	:04.560	:11:48.256	4	2:23.751	+6.004
8	2:15.157	+4.655	14	2:13.965	+1.660	1			5	2:23.771	+7.467	5	2:26.880	+9.133
9	:15.649	:04:05.147	15	2:14.310	+2.005	2	2:20.931	+6.588	6	2:20.494	+4.190	6	2:23.083	+5.336
10	2:13.538	+3.036	(109) Henning Laursen			3	2:20.306	+5.963	7	2:21.374	+5.070	7	2:32.913	+15.166
11	2:12.967	+2.465	1			4	6:09.025	+3:54.682	8	2:18.783	+2.479	8	:45.840	:03:28.093
12	2:12.963	+2.461	2	:12.865		5	7:27.945	:05:13.602	9	:16.304		9	2:30.340	+12.593
13	2:12.559	+2.057	3	2:13.625	+0.760	6	2:20.842	+6.499	10	2:16.482	+0.178	10	2:22.659	+4.912
14	2:13.453	+2.951	4	2:13.930	+1.065	7	2:20.255	+5.912	(890) Andreas Daugaard Jørgensen			11	2:20.773	+3.026
15	:10.502		(381) Benjamin Sørensen			8	2:19.582	+5.239	1			12	2:18.670	+0.923
16	2:12.787	+2.285	1			9	2:18.037	+3.694	2	2:22.134	+5.263	13	2:19.696	+1.949
(313) Jan Keiser			2	2:13.156	+0.055	10	:14.343		3	2:22.361	+5.490	14	:17.747	
1			3	:13.101		11	2:14.538	+0.195	4	2:18.540	+1.669	15	2:21.904	+4.157
2	2:26.111	+15.371	(514) Frank Hansen			(198) Karsten Frostholm			5	2:18.802	+1.931	(757) Christian Volck		
3	:39.497	:11:28.757	1			1			6	2:18.002	+1.131	1		
4	2:13.192	+2.452	2	2:23.873	+10.563	2	2:19.017	+4.217	7	:16.871		2	2:19.541	+1.322
5	2:11.196	+0.456	3	2:29.441	+16.131	3	2:21.576	+6.776	(45) ROBERT FEUK			3	2:20.971	+2.752
6	2:14.035	+3.295	4	2:30.617	+17.307	4	2:20.003	+5.203	1			4	2:20.367	+2.148
7	:10.740		5	2:28.840	+15.530	5	2:19.169	+4.369	6	2:18.952	+0.733	5	2:18.734	+0.515
8	2:13.584	+2.844				6	2:18.289	+3.489	7	:45.972	:07:27.753	6	2:18.952	+0.733
9	2:13.774	+3.034										7		

Chief of Timing & Scoring

Orbits

Race Director

www.mylaps.com

Licensed to: Zenergy Racing


1300-1700

New run

Qualifying started at 13:19:37

Assen 4.542 km

8/21/2014 13:00



8	2:25.395	+7.176	1		
9	2:22.240	+4.021	2	2:34.354	+5.290
10	2:21.567	+3.348	3	!: 29.064	
11	2:19.388	+1.169			
12	!: 18.219		(57) Erik Debel		
13	2:24.400	+6.181	1		

(39) Jakob Viggo Hansen		
1		
2	2:24.080	+5.509
3	2:23.413	+4.842
4	2:35.692	+17.121
5	!: 18.571	

(327) John Strand		
1		
2	!: 18.704	

(74) Jan nielsen		
1		
2	2:21.344	+2.239
3	2:20.846	+1.741
4	2:21.761	+2.656
5	2:19.721	+0.616
6	!: 19.105	
7	2:19.478	+0.373

(37) Jan KrohnMC Teknik Hyperpro		
1		
2	2:28.842	+8.578
3	2:25.897	+5.633
4	2:27.385	+7.121
5	!: 16.426	:10:56.162
6	2:23.098	+2.834
7	2:22.510	+2.246
8	!: 20.264	
9	2:20.958	+0.694
10	2:22.740	+2.476
11	2:22.652	+2.388
12	2:22.774	+2.510

(12) Morten Konge		
1		
2	2:33.108	+5.981
3	2:31.719	+4.592
4	2:32.295	+5.168
5	2:32.609	+5.482
6	2:33.177	+6.050
7	2:28.963	+1.836
8	!: 51.840	:05:24.713
9	!: 27.127	
10	2:28.565	+1.438
11	2:30.083	+2.956
12	2:29.103	+1.976
13	2:29.589	+2.462

(199) Troels Olesen		
1		
2	2:29.636	+1.058
3	!: 28.578	

(900) Jannick Raun Mortensen

(57) Erik Debel		
1		
2	2:30.401	+0.071
3	!: 30.330	
4	2:31.921	+1.591

(15) Peter Christensen		
1		
2	2:31.720	+0.895
3	2:31.271	+0.446
4	2:34.618	+3.793
5	!: 51.812	:13:20.987
6	!: 30.825	
7	2:40.873	+10.048

(264) Robert Gsta		
1		
2	2:42.906	+6.575
3	2:40.329	+3.998
4	2:38.662	+2.331
5	2:37.628	+1.297
6	!: 36.331	

(70) Kasper Jensen		
1		
2	!: 41.557	