


0900-1300

New run

Qualifying started at 8:53:16

Assen 4.542 km

8/21/2014 09:00



	<u>(27) Thorleif Møller</u>		13	<b>:51.782</b>		2	2:01.189	+5.516	9	:52.148	:06:55.445
	1					3	2:00.229	+4.556	10	2:00.034	+3.331
	2 1:56.196 +5.693					4	2:00.263	+4.590	11	1:58.845	+2.142
	3 1:55.738 +5.235					5	1:59.058	+3.385	12	1:57.448	+0.745
	4 1:58.118 +7.615					6	1:58.906	+3.233	13	1:57.430	+0.727
	5 1:56.877 +6.374					7	1:59.192	+3.519	14	<b>:56.703</b>	
	6 1:55.199 +4.696					8	:24.635	:08:28.962	15	:47.349	:09:50.646
	7 1:54.646 +4.143					9	1:59.803	+4.130	<u>(11) Jens Madsen</u>		
	8 :11.121 :09:20.618					10	1:59.104	+3.431	1		
	9 1:54.967 +4.464					11	1:57.354	+1.681	2	2:04.528	+7.576
	10 1:54.102 +3.599					12	1:57.613	+1.940	3	2:03.940	+6.988
	11 1:51.274 +0.771					13	1:56.236	+0.563	4	1:59.472	+2.520
	12 1:52.543 +2.040					14	1:56.094	+0.421	5	1:59.316	+2.364
	13 <b>:50.503</b>					15	:51.585	:07:55.912	6	1:59.543	+2.591
	14 :24.326 :10:33.823					16	1:58.598	+2.925	7	:26.140	:08:29.188
	15 1:53.838 +3.335					17	<b>:55.673</b>		8	<b>:56.952</b>	
	16 1:52.861 +2.358					<u>(54) michael boss</u>			9	1:58.724	+1.772
						1			10	1:57.664	+0.712
						2	1:57.632	+1.913	11	1:57.657	+0.705
						3	1:56.574	+0.855	12	:31.805	:09:34.853
						4	1:57.301	+1.582	13	2:01.846	+4.894
						5	:35.799	:11:40.080	14	1:59.248	+2.296
						6	1:57.500	+1.781	15	1:59.311	+2.359
						7	1:56.537	+0.818	16	1:59.316	+2.364
						8	<b>:55.719</b>		17	1:59.838	+2.886
						9	1:55.764	+0.045	<u>(77) Thomas Kappelgaard Vingum</u>		
						10	2:00.686	+4.967	1		
									2	2:11.652	+14.639
									3	2:20.795	+23.782
									4	2:32.022	+35.009
									5	2:10.649	+13.636
									6	2:09.933	+12.920
									7	2:11.036	+14.023
									8	7:31.106	+5:34.093
									9	2:22.804	+25.791
									10	2:22.584	+25.571
									11	2:15.298	+18.285
									12	2:21.464	+24.451
									13	2:19.296	+22.283
									14	:54.789	:25:57.776
									15	1:57.829	+0.816
									16	1:57.435	+0.422
									17	<b>:57.013</b>	
									18	1:57.067	+0.054
									<u>(75) Bo Pedersen</u>		
									1		
									2	2:05.687	+8.414
									3	2:03.364	+6.091
									4	2:03.892	+6.619
									5	2:04.211	+6.938
									6	2:07.512	+10.239
									7	2:08.623	+11.350
									8	:21.575	:02:24.302
									9	2:27.140	+29.867
									10	2:01.813	+4.540
									11	1:59.157	+1.884
									12	1:59.274	+2.001
									13	1:58.901	+1.628
									14	1:57.662	+0.389
									<u>(51) Pelle Meijer</u>		
									1		
									2	2:05.675	+8.972
									3	2:02.271	+5.568
									4	2:02.273	+5.570
									5	2:00.776	+4.073
									6	1:59.736	+3.033
									7	2:00.696	+3.993
									8	1:58.700	+1.997
									<u>(70) Svend Bergqvist</u>		
									1		
<u>(370) Simon Tirsgaard</u>			<u>(64) Frank Pedersen</u>			<u>(450) Samuel Gysi</u>			<u>(68) Uwe Hartmann</u>		
1	1		1	1		1	1		1	1	
2 1:52.840 +4.279	2 2:13.956 +22.824		2 2:00.038 +6.300	2 2:05.405 +11.247		2	2 2:05.482 +9.078		2	2 2:05.687 +8.414	
3 1:50.515 +1.954	3 2:14.320 +23.188		3 1:57.617 +3.879	3 2:00.345 +6.187		3	3 2:03.918 +7.514		3	3 2:03.364 +6.091	
4 1:50.244 +1.683	4 2:13.553 +22.421		4 1:57.980 +4.242	4 1:59.165 +5.007		4	4 2:01.644 +5.240		4	4 2:03.892 +6.619	
5 1:49.043 +0.482	5 :38.346 :11:47.214		5 1:58.871 +5.133	5 1:58.184 +4.026		5	5 2:03.691 +7.287		5	5 2:04.211 +6.938	
6 1:50.972 +2.411	6 2:10.734 +19.602		6 1:57.417 +3.679	6 2:02.606 +8.448		6	6 2:03.699 +7.295		6	6 2:07.512 +10.239	
7 :120.962 :11:32.401	7 2:09.340 +18.208		7 1:59.911 +2.173	7 1:56.955 +2.797		7	7 1:59.928 +3.524		7	7 2:08.623 +11.350	
8 1:56.672 +8.111	8 2:07.918 +16.786		8 1:19.438 :08:25.700	8 1:56.065 +1.907		8	8 :11.218 :04:14.814		8	8 :21.575 :02:24.302	
9 1:54.337 +5.776	9 2:08.874 +17.742		9 1:57.417 +3.679	9 :41.253 :04:47.095		9	9 2:00.361 +3.957		9	9 2:27.140 +29.867	
10 1:51.911 +3.350	10 6:49.707 +54:58.575		10 1:55.911 +2.173	10 1:57.452 +3.294		10	10 2:01.526 +5.122		10	10 2:01.813 +4.540	
11 1:50.652 +2.091	11 1:54.564 +3.432		11 1:59.911 +2.173	11 1:56.046 +1.888		11	11 2:01.709 +5.305		11	11 1:59.157 +1.884	
12 1:49.976 +1.415	12 1:54.014 +2.882		12 1:54.431 +0.693	12 1:56.075 +1.917		12	12 2:00.013 +3.609		12	12 1:59.274 +2.001	
13 :32.546 :10:43.985	13 1:51.209 +0.077		13 1:55.103 +1.365	13 1:57.184 +3.026		13	13 1:59.603 +3.199		13	13 1:58.901 +1.628	
14 1:49.411 +0.850			14 :53.738	14 1:57.184 +3.026		14	14 1:57.334 +0.930		14	14 1:57.662 +0.389	
15 <b>:48.561</b>				15 1:55.028 +0.870		15	15 :07.309 :04:10.905				
				16 1:54.158 :04:27.584		16	16 2:00.154 +3.750				
				17 1:57.417 +3.679		17	17 1:58.429 +2.025				
				18 1:59.911 +2.173		18	18 2:00.558 +4.154				
				19 1:54.431 +0.693		19	19 <b>:56.404</b>				
				20 4:40.037 +2:47.478		20	20 2:02.052 +5.648				
				21 1:57.417 +3.679		21	21 2:06.335 +9.931				
				22 2:00.686 +4.967		22	22 2:02.215 +5.811				
				23 1:57.980 +4.242							
				24 1:58.871 +5.133							
				25 1:57.797 +4.059							
				26 1:19.438 :08:25.700							
				27 1:57.417 +3.679							
				28 1:55.911 +2.173							
				29 1:54.431 +0.693							
				30 4:40.037 +2:47.478							
				31 1:55.103 +1.365							
				32 :53.738							
				33 2:00.038 +6.300							
				34 1:57.617 +3.879							
				35 1:57.980 +4.242							
				36 1:58.871 +5.133							
				37 1:57.797 +4.059							
				38 1:19.438 :08:25.700							
				39 1:57.417 +3.679							
				40 1:55.911 +2.173							
				41 1:54.431 +0.693							
				42 4:40.037 +2:47.478							
				43 1:55.103 +1.365							
				44 :53.738							
				45 2:00.038 +6.300							
				46 1:57.617 +3.879							
				47 1:57.980 +4.242							
				48 1:58.871 +5.133							
				49 1:57.797 +4.059							
				50 1:19.438 :08:25.700							
				51 1:57.417 +3.679							
				52 1:55.911 +2.173							
				53 1:54.431 +0.693							
				54 4:40.037 +2:47.478							


0900-1300

New run

Qualifying started at 8:53:16

Assen 4.542 km

8/21/2014 09:00



15	<b>.57.273</b>		6	2:01.532	+3.484	3	2:02.317	+3.133	5	2:08.703	+8.449			
16	1:45.436	:08:48.163	7	1:56.780	:05:58.732	4	2:01.304	+2.120	6	2:08.573	+8.319	(4) Marcel van der Vorst		
17	2:02.715	+5.442	8	1:59.893	+1.845	5	2:00.348	+1.164	7	2:08.099	+7.845	1		
18	1:57.689	+0.416	9	2:07.514	+9.466	6	2:02.364	+3.180	8	1:59.278	:05:59.024	2	2:16.963	+15.776
19	1:58.504	+1.231	10	2:01.340	+3.292	7	2:00.534	+1.350	9	2:03.706	+3.452	3	2:13.463	+12.276
20	1:57.371	+0.098	11	2:03.641	+5.593	8	2:00.228	+1.044	10	2:02.959	+2.705	4	2:12.302	+11.115
(888) Søren Hornbech			12	2:11.299	+13.251	9	2:00.592	:10:31.408	11	2:02.125	+1.871	5	2:12.375	+11.188
1			13	2:03.821	+5.773	10	2:00.288	+1.104	12	2:00.790	+0.536	6	2:09.693	+8.506
2	2:02.897	+5.554	14	1:43.737	:03:45.689	11	1:59.837	+0.653	13	2:01.812	+1.558	7	2:09.351	+8.164
3	2:03.328	+5.985	15	2:00.849	+2.801	12	<b>.59.184</b>		14	<b>:00.254</b>		8	2:10.632	+9.445
4	2:00.205	+2.862	16	2:01.663	+3.615	13	1:59.534	+0.350	15	1:54.839	:04:54.585	9	1:51.627	:00:50.440
5	1:58.293	+0.950	17	2:01.906	+3.858	14	1:23.177	:03:23.993	16	2:10.484	+10.230	10	2:05.760	+4.573
6	1:58.840	+1.497	18	1:59.467	+1.419	15	2:00.799	+1.615	17	2:05.547	+5.293	11	2:09.387	+8.200
7	2:01.531	+4.188	19	2:02.808	+4.760	16	1:59.491	+0.307	18	2:03.088	+2.834	12	2:04.997	+3.810
8	1:51.261	:04:53.918	20	<b>.58.048</b>		17	2:09.759	+10.575	19	2:10.475	+10.221	13	2:04.843	+3.656
9	7:59.983	+6:02.640	(727) Torben Michael Jensen			18	2:00.542	+1.358				14	2:06.665	+5.478
10	1:59.891	+2.548	1			19	1:59.577	+0.393	(89) Erik Høgh			15	2:09.966	+8.779
11	1:58.944	+1.601	2	2:11.591	+12.882	(10) Torben Dammoose			1			16	2:05.433	+4.246
12	1:32.625	:06:35.282	3	2:08.097	+9.388	1			2	2:13.837	+13.434	17	7:29.476	+5:28.289
13	2:07.861	+10.518	4	2:05.486	+6.777	2	2:02.022	+2.349	3	2:05.236	+4.833	18	2:04.825	+3.638
14	2:02.284	+4.941	5	2:04.571	+5.862	3	2:03.282	+3.609	4	2:04.714	+4.311	19	<b>:01.187</b>	
15	1:58.513	+1.170	6	2:04.068	+5.359	4	2:04.166	+4.493	5	2:03.867	+3.464	20	2:03.594	+2.407
16	1:58.169	+0.826	7	2:04.526	+5.817	5	1:33.801	:11:34.128	6	2:03.053	+2.650	21	2:08.318	+7.131
17	<b>.57.343</b>		8	2:02.685	+3.976	6	<b>.59.673</b>		7	2:03.118	+2.715	22	2:06.782	+5.595
(659) Rasmus J. S. Hoffmann			9	1:49.059	:02:50.350	7	2:02.944	+3.271	8	1:03.998	:03:03.595			
1			10	2:01.493	+2.784	8	2:03.685	+4.012	9	2:07.598	+7.195	(3) Don Wanthanang		
2	1:58.573	+1.197	11	2:02.171	+3.462	9	2:02.142	+2.469	10	2:02.080	+1.677	1		
3	1:57.628	+0.252	12	2:02.889	+4.180	10	2:02.547	+2.874	11	2:01.537	+1.134	2	2:19.219	+17.743
4	1:58.202	+0.826	13	2:04.771	+6.062	11	2:03.083	+3.410	12	2:01.410	+1.007	3	2:14.547	+13.071
5	1:57.692	+0.316	14	2:00.503	+1.794	12	2:01.376	+1.703	13	2:02.770	+2.367	4	2:12.642	+11.166
6	1:57.695	+0.319	15	2:00.832	+2.123	13	1:31.129	:03:31.456	14	2:01.788	+1.385	5	1:03.192	:12:01.716
7	1:34.764	:27:37.388	16	2:01.260	+2.551	14	2:00.198	+0.525	15	2:01.257	+0.854	6	2:09.546	+8.070
8	1:57.443	+0.067	17	1:36.691	:03:37.982	15	1:59.930	+0.257	16	1:41.942	:03:41.539	7	2:06.876	+5.400
9	1:57.620	+0.244	18	2:02.342	+3.633	16	2:03.853	+4.180	17	2:02.603	+2.200	8	2:07.083	+5.607
10	1:58.161	+0.785	19	2:00.397	+1.688	17	2:00.312	+0.639	18	2:03.381	+2.978	9	2:06.537	+5.061
11	1:57.707	+0.331	20	2:02.814	+4.105	18	2:03.207	+3.534	19	2:01.872	+1.469	10	2:04.004	+2.528
12	<b>.57.376</b>		21	1:59.517	+0.808	(2000)			20	2:02.659	+2.256	11	2:04.736	+3.260
13	2:03.230	+5.854	22	<b>.58.709</b>		1			21	<b>:00.403</b>		12	1:37.596	:05:36.120
(2) Andreas Stefansen			23	2:02.012	+3.303	2	2:09.439	+9.223	22	2:01.218	+0.815	13	2:03.644	+2.168
1			24	2:00.616	+1.907	3	2:06.813	+6.597	(84) Mitchel Bol			14	2:03.520	+2.044
2	1:17.697	:19:20.260	(177) Tue Marott			4	2:05.208	+4.992	1	2:08.006	+7.523	15	2:03.746	+2.270
3	2:03.840	+6.403	1			5	2:06.198	+5.982	2	2:07.403	+6.920	16	2:03.049	+1.573
4	2:01.762	+4.325	2	2:08.259	+9.407	6	1:31.549	:09:31.333	3	2:04.325	+3.842	17	<b>:01.476</b>	
5	1:59.926	+2.489	3	2:05.412	+6.560	7	2:04.942	+4.726	4	2:04.325	+3.842	(21) Jesper Wiik Christensen		
6	1:59.030	+1.593	4	2:04.873	+6.021	8	2:02.341	+2.125	5	2:03.426	+2.943	1		
7	1:57.625	+0.188	5	1:03.527	:10:04.675	9	2:01.345	+1.129	6	2:03.910	+3.427	2	2:10.575	+8.520
8	1:37.921	:07:40.484	6	2:01.412	+2.560	10	2:01.749	+1.533	7	2:02.689	+2.206	3	2:09.897	+7.842
9	1:59.185	+1.748	7	1:59.539	+0.687	11	2:01.622	+1.406	8	2:01.513	+1.030	4	2:05.059	+3.004
10	1:58.571	+1.134	8	2:03.306	+4.454	12	1:10.351	:08:10.135	9	1:04.855	:03:04.372	5	2:04.513	+2.458
11	2:01.162	+3.725	9	2:01.133	+2.281	13	2:03.899	+3.683	10	2:04.619	+4.136	6	2:04.337	+2.282
12	<b>.57.437</b>		10	1:54.235	:07:55.383	14	2:03.220	+3.004	11	2:02.799	+2.316	7	2:04.399	+2.344
13	1:58.385	+0.948	11	2:01.563	+2.711	15	<b>:00.216</b>		12	5:23.285	+3:22.802	8	2:04.478	+2.423
(174) Niklas Nilsson			12	2:01.792	+2.940	16	2:00.568	+0.352	13	2:03.437	+2.954	9	1:57.416	:03:55.361
1			13	<b>.58.852</b>		17	2:00.578	+0.362	14	2:00.920	+0.437	10	2:11.893	+9.838
2	2:01.697	+3.649	14	2:00.672	+1.820	(455) Ole Juul Thomassen			15	<b>:00.483</b>		11	2:03.303	+1.248
3	2:03.105	+5.057	15	2:00.670	+1.818	1			16	1:50.953	:02:50.470	12	2:05.318	+3.263
4	2:00.582	+2.534	(2001)			2	2:20.327	+20.073	17	2:07.007	+6.524	13	5:08.392	+3:06.337
5	2:01.715	+3.667	1			3	2:12.519	+12.265	18	2:01.974	+1.491	14	2:07.725	+5.670
			2	2:03.218	+4.034	4	2:10.302	+10.048	19	2:03.588	+3.105	15	1:28.726	:01:26.671
									20	2:01.623	+1.140	16	2:04.161	+2.106
									21	2:00.885	+0.402	17	2:04.968	+2.913

Chief of Timing & Scoring

Orbits

Race Director

www.mylaps.com

Licensed to: Zenergy Racing


0900-1300

New run

Qualifying started at 8:53:16

Assen 4.542 km

8/21/2014 09:00



18	2:03.249	+1.194	8	2:05.025	+2.151	2	2:10.054	+6.902	21	2:07.333	+3.961	24	2:13.180	+9.242
19	2:03.426	+1.371	9	:50.148	:02:47.274	3	2:10.025	+6.873						
20	<b>:02.055</b>		10	2:06.039	+3.165	4	2:11.769	+8.617	(24) Horst Backes			(2002)		
21	2:03.956	+1.901	11	2:05.621	+2.747	5	2:08.143	+4.991	1			1		
22	2:05.943	+3.888	12	2:04.760	+1.886	6	2:06.764	+3.612	2	2:16.341	+12.903	2	6:02.673	+3:58.634
			13	2:06.985	+4.111	7	2:07.590	+4.438	3	2:10.276	+6.838	3	2:10.681	+6.642
(119) Per Mærsk Jørgensen			14	2:07.193	+4.319	8	:01.990	:05:58.838	4	2:05.645	+2.207	4	2:10.983	+6.944
1			15	2:03.585	+0.711	9	2:06.306	+3.154	5	2:09.232	+5.794	5	2:10.061	+6.022
2	2:15.842	+13.341	16	2:07.337	+4.463	10	2:04.592	+1.440	6	2:05.031	+1.593	6	2:07.896	+3.857
3	2:13.376	+10.875	17	:12.438	:03:09.564	11	2:09.094	+5.942	7	2:04.829	+1.391	7	:10.498	:03:06.459
4	2:13.718	+11.217	18	2:06.194	+3.320	12	2:05.123	+1.971	8	:01.580	:04:58.142	8	2:06.455	+2.416
5	2:08.985	+6.484	19	<b>:02.874</b>		13	<b>:03.152</b>		9	2:09.619	+6.181	9	2:08.486	+4.447
6	2:07.031	+4.530	20	2:06.837	+3.963	14	2:07.714	+4.562	10	2:07.247	+3.809	10	2:07.241	+3.202
7	2:06.011	+3.510	21	2:03.601	+0.727	15	:11.662	:05:08.510	11	2:05.155	+1.717	11	2:06.138	+2.099
8	2:06.110	+3.609	22	2:07.069	+4.195	16	2:07.413	+4.261	12	<b>:03.438</b>		12	2:06.772	+3.733
9	1:37.976	:02:35.475	23	2:04.821	+1.947	17	2:07.823	+4.671	13	2:05.648	+2.210	13	2:07.784	+2.745
10	2:08.153	+5.652	24	2:03.997	+1.123	18	2:06.876	+3.724	14	2:15.472	+12.034	14	2:05.238	+1.199
11	2:10.225	+7.724				19	2:03.890	+0.738	15	:43.940	:04:40.502	15	1:45.720	:02:41.681
12	2:13.480	+10.979	(2005)						16	2:06.766	+3.328	16	2:04.861	+0.822
13	2:13.054	+10.553	1			(88) Stig Bundgaard			17	2:04.318	+0.880	17	2:05.472	+1.433
14	2:04.293	+1.792	2	2:15.404	+12.411	1			18	2:03.866	+0.428	18	<b>:04.039</b>	
15	2:02.691	+0.190	3	2:07.195	+4.202	2	2:16.393	+13.047	19	2:03.656	+0.218	19	2:04.267	+0.228
16	<b>:02.501</b>		4	2:18.647	+15.654	3	2:10.393	+7.047	20	2:04.123	+0.685	20	2:09.352	+5.313
17	:29.333	:02:26.832	5	2:11.002	+8.009	4	2:08.859	+5.513	21	2:04.868	+1.430			
18	2:11.185	+8.684	6	2:06.145	+3.152	5	2:10.505	+7.159				(8) André van den Berg		
19	2:12.585	+10.084	7	2:06.317	+3.324	6	2:06.256	+2.910	(34) Mike Kofoed			1		
20	2:11.557	+9.056	8	:54.829	:04:51.836	7	2:07.094	+3.748	1			2	2:19.401	+14.821
21	2:08.029	+5.528	9	2:23.003	+20.010	8	:31.297	:06:27.951	2	2:16.227	+12.715	3	2:15.326	+10.746
			10	2:06.876	+3.883	9	2:10.054	+6.708	3	:45.775	:33:42.263	4	2:20.768	+16.188
(710) Ole Svendsen			11	2:16.538	+13.545	10	2:06.464	+3.118	4	2:05.365	+1.853	5	2:13.433	+8.853
1			12	2:05.762	+2.769	11	2:07.306	+3.960	5	2:04.533	+1.021	6	2:16.915	+12.335
2	2:17.782	+15.012	13	2:03.302	+0.309	12	2:07.625	+4.279	6	<b>:03.512</b>		7	2:12.409	+7.829
3	2:11.874	+9.104	14	<b>:02.993</b>		13	2:04.993	+1.647	7	0:40.621	+38:37.109	8	2:10.168	+5.588
4	2:23.088	+20.318	15	:22.233	:03:19.240	14	2:04.454	+1.108	8	2:51.812	+48.300	9	:18.422	:02:13.842
5	2:09.648	+6.878	16	2:06.898	+3.905	15	:39.835	:05:36.489	9	2:55.819	+52.307	10	2:11.851	+7.271
6	2:05.782	+3.012	17	2:10.344	+7.351	16	2:10.192	+6.846	10	2:51.405	+47.893	11	2:09.222	+4.642
7	2:06.825	+4.055	18	2:07.803	+4.810	17	2:04.421	+1.075	11	2:49.949	+46.437	12	2:08.034	+3.454
8	:23.240	:03:20.470	19	2:05.867	+2.874	18	<b>:03.346</b>					13	2:09.556	+4.976
9	2:07.724	+4.954	20	2:05.686	+2.693	19	2:05.308	+1.962	(96) michael n paulesen			14	2:09.512	+4.932
10	2:08.692	+5.922	21	2:05.974	+2.981	20	2:04.760	+1.414	1			15	:55.366	:06:50.786
11	2:08.190	+5.420	22	2:07.400	+4.407				2	2:17.884	+13.946	16	2:11.212	+6.632
12	2:08.639	+5.869	(104) Niels Christian Jørgensen			(250) Harly Bregendahl			3	2:11.799	+7.861	17	2:09.417	+4.837
13	2:05.803	+3.033	1			1			4	2:11.942	+8.004	18	2:09.539	+4.959
14	2:09.504	+6.734	2	2:10.140	+7.063	2	2:13.818	+10.446	5	2:07.883	+3.945	19	2:11.835	+7.255
15	2:06.224	+3.454	3	2:06.232	+3.155	3	2:14.947	+11.575	6	2:08.357	+4.419	20	<b>:04.580</b>	
16	1:17.699	:02:14.929	4	2:04.236	+1.159	4	2:20.333	+16.961	7	2:08.633	+4.695	21	2:05.486	+0.906
17	2:08.520	+5.750	5	<b>:03.077</b>		5	2:08.937	+5.565	8	2:05.844	+1.906	22	2:05.222	+0.642
18	2:10.029	+7.259	6	2:03.648	+0.571	6	2:11.898	+8.526	9	:35.672	:02:31.734			
19	2:08.701	+5.931	7	2:03.204	+0.127	7	2:06.938	+3.566	10	2:08.122	+4.184	(667) Thomas Hulstrøm		
20	2:08.503	+5.733	8	2:04.059	+0.982	8	:57.762	:04:54.390	11	2:09.956	+6.018	1		
21	2:07.380	+4.610	9	:01.099	:20:58.022	9	2:23.506	+20.134	12	2:11.698	+7.760	2	2:18.182	+13.129
22	2:04.077	+1.307	10	2:09.154	+6.077	10	2:08.846	+5.474	13	2:13.330	+9.392	3	2:11.967	+6.914
23	<b>:02.770</b>		11	2:07.831	+4.754	11	2:15.132	+11.760	14	2:05.028	+1.090	4	2:11.852	+6.799
(414) Ernest Krüger			12	2:06.113	+3.036	12	2:05.240	+1.868	15	<b>:03.938</b>		5	2:08.607	+3.554
1			13	2:10.511	+7.434	13	2:04.989	+1.617	16	2:05.079	+1.141	6	2:08.828	+3.775
2	2:08.009	+5.135	14	2:04.604	+1.527	14	2:04.185	+0.813	17	:56.640	:02:52.702	7	2:08.273	+3.220
3	2:08.462	+5.588	15	2:06.353	+3.276	15	:39.290	:06:35.918	18	2:19.578	+15.640	8	5:26.304	+3:21.251
4	2:05.633	+2.759	16	2:07.980	+4.903	16	2:08.889	+5.517	19	2:19.575	+15.637	9	2:14.752	+9.699
5	2:07.738	+4.864	(19) Richard Nilsson			17	<b>:03.372</b>		20	2:19.249	+15.311	10	2:15.051	+9.998
6	2:04.592	+1.718	1			18	2:08.517	+5.145	21	2:18.336	+14.398	11	2:07.050	+1.997
7	2:04.313	+1.439				19	2:04.837	+1.465	22	2:12.493	+8.555	12	2:06.659	+1.606
						20	2:08.391	+5.019	23	2:13.102	+9.164	13	2:06.976	+1.923

Chief of Timing & Scoring

Race Director

Orbits

www.mylaps.com

Licensed to: Zenergy Racing

Assen 2014


0900-1300

New run

Qualifying started at 8:53:16

Assen 4.542 km

8/21/2014 09:00



14	:05.053		7	2:14.627	+8.906	18	2:07.335	+1.027	3	2:14.794	+8.237	1				
15	2:05.080	+0.027	8	2:09.678	+3.957	19	2:10.649	+4.341	4	2:10.742	+4.185	2	2:24.757	+17.748		
16	:12.474	:04:07.421	9	1:52.795	:02:47.074	20	2:08.715	+2.407	5	2:11.083	+4.526	3	2:29.461	+22.452		
17	2:05.507	+0.454	10	2:09.480	+3.759	21	2:09.560	+3.252	6	2:08.963	+2.406	4	2:20.575	+13.566		
18	2:05.167	+0.114	11	2:10.271	+4.550	22	2:06.669	+0.361	7	:35.610	:07:29.053	5	2:14.621	+7.612		
19	2:07.321	+2.268	12	2:12.157	+6.436	23	2:06.896	+0.588	8	2:08.942	+2.385	6	2:23.710	+16.701		
20	2:07.758	+2.705	13	2:10.290	+4.569				9	2:10.036	+3.479	7	2:18.876	+11.867		
21	2:08.308	+3.255	14	2:14.626	+8.905	<b>(59) Eilif Kristensen gadekører</b>								8	:35.553	:03:28.544
22	2:05.079	+0.026	15	2:07.994	+2.273	1			11	2:10.756	+4.199	9	2:14.798	+7.789		
23	6:00.756	+3:55.703	16	:55.202	:04:49.481	2	2:18.319	+11.859	<b>(465) Johnny Nordman</b>				10	2:15.927	+8.918	
24	2:11.464	+6.411	17	2:09.729	+4.008	3	2:18.184	+11.724	1			11	2:15.425	+8.416		
25	2:15.633	+10.580	18	2:09.441	+3.720	4	2:17.651	+11.191	2	2:14.192	+7.589	12	2:09.499	+2.490		
26	2:13.200	+8.147	19	2:09.044	+3.323	5	2:25.716	+19.256	3	2:11.616	+5.013	13	2:07.715	+0.706		
27	2:13.645	+8.592	20	2:08.923	+3.202	6	2:14.608	+8.148	4	2:15.672	+9.069	14	<b>:07.009</b>			
28	4:11.763	+12:06.710	21	<b>:05.721</b>		7	:20.098	:05:13.638	5	2:11.763	+5.160	15	:38.353	:04:31.344		
29	2:18.421	+13.368	22	2:06.416	+0.695	8	2:13.478	+7.018	6	2:13.491	+6.888	16	2:11.724	+4.715		
30	2:18.795	+13.742	23	2:07.143	+1.422	9	2:18.291	+11.831	7	2:09.234	+2.631	17	2:11.411	+4.402		
31	2:26.712	+21.659				10	2:19.690	+13.230	8	2:09.080	+2.477	18	2:08.956	+1.947		
32	2:24.399	+19.346	<b>(66) Børge Kristoffersen</b>			11	2:16.160	+9.700	9	2:09.870	+2.190	19	2:12.497	+5.488		
33	7:21.188	+45:16.135	1			12	2:13.891	+7.431	10	:37.473	:01:30.870	20	2:10.398	+3.389		
34	2:10.742	+5.689	2	2:19.657	+13.389	13	2:10.789	+4.329	11	2:09.952	+3.349	21	2:09.554	+2.545		
35	2:08.708	+3.655	3	2:13.095	+6.827	14	:25.206	:10:18.746	12	2:23.581	+16.978	<b>(95) Anders Adelbøg</b>				
36	2:07.653	+2.600	4	2:12.356	+6.088	15	2:16.867	+10.407	13	2:08.793	+2.190	1				
37	2:06.968	+1.915	5	2:12.204	+5.936	16	2:14.245	+7.785	14	2:10.737	+4.134	2	2:13.185	+6.145		
38	2:11.665	+6.612	6	2:11.021	+4.753	17	2:14.111	+7.651	15	2:10.208	+3.605	3	2:10.720	+3.680		
39	2:07.099	+2.046	7	2:08.843	+2.575	18	2:09.825	+3.365	16	2:09.107	+2.504	4	2:11.601	+4.561		
40	2:07.656	+2.603	8	2:10.262	+3.994	19	<b>:06.460</b>		17	:21.931	:03:15.328	5	2:09.633	+2.593		
			9	:43.561	:01:37.293	<b>(456) Per Poulsen</b>			18	2:07.502	+0.899	6	2:10.121	+3.081		
<b>(444) Kenneth Fruensgaard TT079</b>			10	2:09.868	+3.600	1			19	2:08.446	+1.843	7	2:09.293	+2.253		
1			11	2:12.429	+6.161	2	2:15.479	+9.001	20	2:07.317	+0.714	8	:26.285	:03:19.245		
2	<b>:05.131</b>		12	2:11.122	+4.854	3	2:13.767	+7.289	21	2:06.911	+0.308	9	2:09.863	+2.823		
3	2:08.208	+3.077	13	2:09.301	+3.033	4	2:24.070	+17.592	22	2:12.606	+6.003	10	2:08.431	+1.391		
4	2:12.248	+7.117	14	2:09.599	+3.331	5	2:13.780	+7.302	23	2:09.269	+2.666	11	2:10.864	+3.824		
5	2:07.693	+2.562	15	<b>:06.268</b>		6	2:09.309	+2.831	24	2:09.674	+3.071	12	<b>:07.040</b>			
6	2:07.369	+2.238	16	2:07.531	+1.263	7	2:09.507	+3.029	<b>(61) Bent Fischer</b>			13	2:07.129	+0.089		
7	0:37.926	+28:32.795	17	1:07.932	:02:01.664	8	2:10.545	+4.067	1			14	2:09.374	+2.334		
8	2:05.806	+0.675	18	2:11.341	+5.073	9	:00.355	:02:53.877	2	2:19.269	+12.417	15	2:08.318	+1.278		
			19	2:13.466	+7.198	10	2:10.956	+4.478	3	2:16.690	+9.838	<b>(44) Jan Day Nielsen</b>				
<b>(252) Sami Durrani</b>			20	2:09.506	+3.238	11	2:15.184	+8.706	4	2:22.656	+15.804	1				
1			21	2:09.126	+2.858	12	2:11.437	+4.959	5	2:18.613	+11.761	2	2:14.420	+7.360		
2	2:10.316	+4.888	22	2:09.389	+3.121	13	2:11.597	+5.119	6	2:13.782	+6.930	3	2:13.294	+6.234		
3	2:08.287	+2.859	23	2:08.334	+2.066	14	2:18.279	+11.801	7	2:17.076	+10.224	4	2:13.985	+6.925		
4	2:05.521	+0.093	24	2:07.599	+1.331	15	2:24.155	+17.677	8	2:17.369	+10.517	5	2:18.208	+11.148		
5	2:07.532	+2.104	<b>(50) Ralf Madsen</b>			16	:24.674	:04:18.196	9	30.896	:01:24.044	6	2:13.042	+5.982		
6	2:07.859	+2.431	1			17	2:10.666	+4.188	10	2:12.918	+6.066	7	2:12.880	+5.820		
7	:50.238	:04:44.810	2	2:13.466	+7.158	18	<b>:06.478</b>		11	2:15.441	+8.589	8	2:08.851	+1.791		
8	2:10.737	+5.309	3	2:10.967	+4.659	19	2:07.371	+0.893	12	2:12.765	+5.913	9	:48.660	:02:41.600		
9	2:07.554	+2.126	4	2:16.216	+9.908	20	2:09.318	+2.840	13	2:16.104	+9.252	10	2:10.388	+3.328		
10	2:06.027	+0.599	5	2:12.269	+5.961	21	2:11.796	+5.318	14	2:10.367	+3.515	11	2:12.615	+5.555		
11	:15.318	:14:09.890	6	2:16.062	+9.754	22	2:07.062	+0.584	15	2:09.465	+2.613	12	2:11.903	+4.843		
12	<b>:05.428</b>		7	2:13.009	+6.701	23	2:07.742	+1.264	16	<b>:06.852</b>		13	2:10.023	+2.963		
13	2:06.635	+1.207	8	2:10.520	+4.212	<b>(52) Ivan Saaby</b>			17	:16.837	:02:09.985	14	2:11.735	+4.675		
14	2:10.565	+5.137	9	:38.838	:02:32.530	1			18	2:09.443	+2.591	15	2:09.262	+2.202		
15	2:12.921	+7.493	10	2:09.539	+3.231	2	2:08.639	+2.128	19	2:09.600	+2.748	16	:57.528	:04:50.468		
<b>(812) Henrik Larsen</b>			11	2:12.602	+6.294	3	:59.431	:54:52.920	20	2:08.244	+1.392	17	2:09.598	+2.538		
1			12	2:10.898	+4.590	4	<b>:06.511</b>		21	2:07.836	+0.984	18	2:08.798	+1.738		
2	2:12.116	+6.395	13	2:07.613	+1.305	<b>(524) Claus Kjelgaard</b>			22	2:08.109	+1.257	19	2:08.127	+1.067		
3	2:11.728	+6.007	14	2:08.698	+2.390	1			23	2:08.157	+1.305	20	2:07.688	+0.628		
4	2:13.395	+7.674	15	<b>:06.308</b>		2	2:10.810	+4.253	<b>(980) Morten Jensen</b>			21	2:07.167	+0.107		
5	2:17.628	+11.907	16	:48.443	:04:42.135	1			1			22	<b>:07.060</b>			
6	2:11.949	+6.228	17	2:07.350	+1.042	2	2:10.810	+4.253								

Chief of Timing & Scoring

Race Director

Orbits

www.mylaps.com

Licensed to: Zenergy Racing

0900-1300

New run

Qualifying started at 8:53:16

Assen 4.542 km

8/21/2014 09:00

23	2:07.129	+0.069	3	2:15.290	+7.395	1		10	2:14.637	+4.558	17	2:14.172	+3.479	
(65) Frank Dittrich			4	2:20.439	+12.544	2	2:26.971	+18.024	11	2:15.300	+5.221	18	2:15.804	+5.111
1			5	2:11.496	+3.601	3	2:23.663	+14.716	12	2:10.126	+0.047	19	2:19.323	+8.630
2	2:17.170	+10.101	6	2:10.964	+3.069	4	2:13.457	+4.510	13	2:11.130	+1.051	20	<b>10.693</b>	
3	2:14.596	+7.527	7	2:08.468	+0.573	5	2:19.993	+11.046	14	:48.044	:06:37.965	(441) Adam Rasmussen		
4	2:31.093	+24.024	8	<b>07.895</b>		6	2:12.081	+3.134	15	2:10.153	+0.074	1		
5	2:16.886	+9.817	9	:30.913	:22:23.018	7	2:11.024	+2.077	16	2:13.528	+3.449	2	2:23.996	+12.698
6	2:13.741	+6.672	10	2:11.957	+4.062	8	:16.455	:03:07.508	17	2:15.603	+5.524	3	2:20.783	+9.485
7	2:13.309	+6.240	11	2:09.963	+2.068	9	2:13.531	+4.584	18	2:11.720	+1.641	4	2:20.105	+8.807
8	:19.556	:03:12.487	12	2:12.025	+4.130	10	2:20.406	+11.459	19	2:11.466	+1.387	5	2:20.457	+9.159
9	2:18.632	+11.563	13	2:09.835	+1.940	11	2:15.024	+6.077	20	2:12.733	+2.654	6	2:17.588	+6.290
10	2:12.153	+5.084	(80) Henner Welke			12	2:13.071	+4.124	(381) Benjamin Sørensen			7	2:16.605	+5.307
11	2:14.347	+7.278	1			13	2:11.860	+2.913	1			8	2:16.461	+5.163
12	2:09.781	+2.712	2	2:14.766	+6.736	14	2:09.305	+0.358	2	2:14.934	+4.705	9	:56.848	:02:45.550
13	2:10.801	+3.732	3	2:17.716	+9.686	15	:03.383	:04:54.436	3	2:13.226	+2.997	10	2:29.447	+18.149
14	2:09.151	+2.082	4	2:14.781	+6.751	16	2:10.227	+1.280	4	2:13.808	+3.579	11	2:19.490	+8.192
15	:39.968	:04:32.899	5	2:08.655	+0.625	17	2:10.591	+1.644	5	<b>10.229</b>		12	2:24.145	+12.847
16	2:10.317	+3.248	6	2:11.663	+3.633	18	2:09.248	+0.301	6	2:13.594	+3.365	13	2:15.708	+4.410
17	2:12.521	+5.452	7	:11.440	:06:03.410	19	<b>08.947</b>		(190) Henrik Bruun			14	2:12.624	+1.326
18	2:12.859	+5.790	8	2:13.179	+5.149	20	2:12.372	+3.425	1			15	<b>11.298</b>	
19	<b>07.069</b>		9	2:12.770	+4.740	21	2:09.278	+0.331	2	2:20.370	+9.688	16	:21.381	:03:10.083
20	2:09.241	+2.172	10	:03.410	:11:55.380	(101) Phillipe Farid Ehajji			3	2:19.419	+8.737	17	2:18.273	+6.975
21	2:07.786	+0.717	11	2:12.768	+4.738	1			4	2:22.653	+11.971	18	2:15.430	+4.132
(500) Rolf Lehmann			12	2:10.079	+2.049	2	2:17.677	+7.996	5	2:21.754	+11.072	19	2:16.556	+5.258
1			13	2:11.743	+3.713	3	2:14.264	+4.583	6	2:15.252	+4.570	20	2:13.092	+1.794
2	2:20.636	+13.094	14	2:10.044	+2.014	4	2:31.636	+21.955	7	2:16.441	+5.759	21	2:12.859	+1.561
3	2:22.944	+15.402	15	<b>08.030</b>		5	2:12.989	+3.308	8	2:13.922	+3.240	22	2:12.639	+1.341
4	2:17.153	+9.611	16	2:08.206	+0.176	6	:37.436	:07:27.755	9	:25.519	:02:14.837	23	2:14.561	+3.263
5	2:13.736	+6.194	(16) Max Rosenbeck Nedergaard			7	2:10.749	+1.068	10	2:16.172	+5.490	(261) Morten Høgsvig		
6	2:12.547	+5.005	1			8	2:12.853	+3.172	11	2:15.464	+4.782	1		
7	:27.463	:02:19.921	2	2:09.437	+1.220	9	2:10.533	+0.852	12	2:13.006	+2.324	2	2:26.643	+15.139
8	2:13.462	+5.920	3	<b>08.217</b>		10	2:11.181	+1.500	13	2:12.310	+1.628	3	:05.943	:19:54.439
9	2:19.524	+11.982	4	:09.732	:33:01.515	11	2:18.115	+8.434	14	2:12.699	+2.017	4	2:22.033	+10.529
10	2:18.164	+10.622	5	2:14.487	+6.270	12	2:16.084	+6.403	15	2:11.037	+0.355	5	2:19.962	+8.458
11	:52.499	:11:44.957	(90) Peter Schultz			13	:00.960	:03:51.279	16	:13.854	:03:03.172	6	2:19.050	+7.546
12	2:08.438	+0.896	1			14	2:17.407	+7.726	17	2:13.153	+2.471	7	:39.517	:03:28.013
13	2:07.590	+0.048	2	2:16.867	+8.087	15	2:12.153	+2.472	18	2:16.155	+5.473	8	2:17.452	+5.948
14	2:12.372	+4.830	3	2:14.720	+5.940	16	2:12.286	+2.605	19	2:12.013	+1.331	9	2:17.362	+5.858
15	2:09.813	+2.271	4	2:30.607	+21.827	17	<b>09.681</b>		20	2:11.506	+0.824	10	2:13.958	+2.454
16	2:11.766	+4.224	5	2:10.834	+2.054	18	2:10.999	+1.318	21	2:11.491	+0.809	11	2:13.141	+1.637
17	2:11.518	+3.976	6	2:09.701	+0.921	19	2:11.706	+2.025	22	2:12.361	+1.679	12	2:15.787	+4.283
18	<b>07.542</b>		7	2:11.011	+2.231	20	2:12.886	+3.205	23	<b>10.682</b>		13	<b>11.504</b>	
(92) Rune Debel			8	:35.830	:04:27.050	(48) Lars Barlebo Christensen			(800) Henric Keven Hansen			(42) Klaus Adolph		
1			9	2:13.207	+4.427	1			1			1		
2	2:14.629	+6.940	10	2:15.024	+6.244	2	2:11.075	+1.143	2	2:19.942	+9.249	2	2:25.069	+12.598
3	2:16.707	+9.018	11	2:11.369	+2.589	3	<b>09.932</b>		3	2:19.652	+8.959	3	2:20.994	+8.523
4	2:15.290	+7.601	12	2:12.688	+3.908	4	2:11.679	+1.747	4	2:13.009	+2.316	4	2:24.390	+11.919
5	:02.443	:11:54.754	13	2:09.202	+0.422	5	2:13.152	+3.220	5	2:15.127	+4.434	5	2:24.436	+11.965
6	2:10.501	+2.812	14	2:11.287	+2.507	6	:53.602	:08:43.670	6	2:15.245	+4.552	6	2:23.035	+10.564
7	2:11.372	+3.683	15	:56.912	:02:48.132	(21) Tobias Roth			7	2:13.994	+3.301	7	2:16.437	+3.966
8	2:10.618	+2.929	16	2:14.129	+5.349	1			8	:39.329	:04:28.636	8	:15.374	:02:02.903
9	:10.099	:10:02.410	17	2:12.041	+3.261	2	2:16.875	+6.796	9	2:14.969	+4.276	9	2:17.279	+4.808
10	2:09.496	+1.807	18	2:13.142	+4.362	3	2:14.577	+4.498	10	2:19.527	+8.834	10	2:16.496	+4.025
11	2:08.808	+1.119	19	2:10.137	+1.357	4	2:31.330	+21.251	11	2:24.051	+13.358	11	2:16.500	+4.029
12	<b>07.689</b>		20	2:13.270	+4.490	5	2:10.649	+0.570	12	2:17.433	+6.740	12	2:15.186	+2.715
(109) Henning Laursen			21	<b>08.780</b>		6	2:10.696	+0.617	13	2:24.446	+13.753	13	2:15.816	+3.345
1			22	2:11.614	+2.834	7	<b>10.079</b>		14	2:17.492	+6.799	14	2:14.671	+2.200
2	2:16.080	+8.185	(39) Jakob Viggo Hansen			8	:33.781	:03:23.702	15	:40.215	:10:29.522	15	:35.597	:04:23.126
						9	2:13.151	+3.072	16	2:16.827	+6.134	16	2:14.303	+1.832


Chief of Timing &amp; Scoring

Orbits

Race Director

www.mylaps.com

Licensed to: Zenergy Racing



17	2:14.334	+1.863	6	2:26.485	:07:12.342	8	2:16.315	+1.836			1					
18	2:13.459	+0.988	7	2:23.488	+9.345	9	:1:26.975	:01:12.496	(45) ROBERT FEUK		2	2:32.407	+11.821			
19	2:13.444	+0.973	8	2:23.381	+9.238	10	2:16.460	+1.981	1		3	2:26.323	+5.737			
20	<b>:12.471</b>		9	:00.953	:11:46.810	11	2:19.797	+5.318	2	2:21.247	+5.087	4	2:26.131	+5.545		
(313) Jan Keijser			10	2:19.734	+5.591	12	2:17.588	+3.109	3	2:20.338	+4.178	5	2:32.832	+12.246		
1			11	2:19.767	+5.624	13	2:16.341	+1.862	4	2:18.490	+2.330	6	2:28.181	+7.595		
2	2:19.269	+6.629	12	2:18.938	+4.795	14	2:15.163	+0.684	5	:31.940	:11:15.780	7	:39.691	:02:19.105		
3	2:16.314	+3.674	13	2:19.024	+4.881	15	2:19.310	+4.831	6	2:20.964	+4.804	8	2:21.895	+1.309		
4	2:16.956	+4.316	14	2:15.340	+1.197	16	:37:22.7	:03:22.748	7	2:18.270	+2.110	9	2:28.715	+8.129		
5	2:28.006	+15.366	15	<b>:14.143</b>		17	2:18.536	+4.057	8	2:22.203	+6.043	10	2:23.760	+3.174		
6	2:15.858	+3.218	(890) Andreas Daugaard Jørgensen		18	2:16.744	+2.265	9	2:16.793	+0.633	11	2:25.730	+5.144			
7	:14.114	:05:01.474	1		19	2:15.525	+1.046	10	:14.254	:06:58.094	12	2:21.905	+1.319			
8	2:14.846	+2.206	2	2:23.133	+8.800	20	2:15.019	+0.540	11	2:18.408	+2.248	13	2:21.112	+0.526		
9	2:18.330	+5.690	3	2:21.362	+7.029	21	2:14.605	+0.126	12	2:18.740	+2.580	14	:41.563	:11:20.977		
10	2:18.421	+5.781	4	2:28.235	+13.902	22	<b>:14.479</b>		13	<b>:16.160</b>		15	2:26.205	+5.619		
11	2:13.798	+1.158	5	2:16.940	+2.607	23	2:15.597	+1.118	14	2:17.574	+1.414	16	<b>:20.586</b>			
12	2:18.136	+5.496	6	2:16.615	+2.282	(757) Christian Volck			(36) Agneta Persson		17	2:23.384	+2.798			
13	2:15.098	+2.458	7	<b>:14.333</b>		1			1		18	2:22.234	+1.648			
14	:18.803	:10:06.163	8		:03:14.820	2	2:24.838	+10.339	2	2:27.470	+8.854	19	2:24.527	+3.941		
15	2:16.935	+4.295	9	2:19.359	+5.026	3	2:19.091	+4.592	3	2:32.123	+13.507	(58) Jan Toft				
16	2:17.708	+5.068	10	2:19.283	+4.950	4	2:19.047	+4.548	4	2:28.429	+9.813	1				
17	2:21.101	+8.461	11	2:17.664	+3.331	5	2:20.463	+5.964	5	2:36.520	+17.904	2	2:26.743	+5.996		
18	<b>:12.640</b>		12	2:16.822	+2.489	6	2:18.709	+4.210	6	2:24.259	+5.643	3	2:25.820	+5.073		
19	2:15.720	+3.080	13	2:16.933	+2.600	7	6:06.621	+43:52.122	7	2:28.057	+9.441	4	2:29.526	+8.779		
(46) Ola Ahlstedt			14	2:15.153	+0.820	8	2:19.499	+5.000	8	:33.073	:02:14.457	5	2:28.445	+7.698		
1			15	:44.034	:04:29.701	9	2:22.718	+8.219	9	2:19.154	+0.538	6	2:28.685	+7.938		
2	2:21.426	+8.311	16	2:18.466	+4.133	10	2:17.229	+2.730	10	2:21.181	+2.565	7	:26.054	:05:05.307		
3	:12.717	:15:59.602	17	2:18.214	+3.881	11	2:16.518	+2.019	11	2:20.046	+1.430	8	2:26.710	+5.963		
4	2:21.187	+8.072	18	2:16.899	+2.566	12	2:16.684	+2.185	12	2:22.155	+3.539	9	2:26.614	+5.867		
5	:55.308	:14:42.193	19	2:15.772	+1.439	13	2:16.119	+1.620	13	<b>:18.616</b>		10	2:24.880	+3.633		
6	2:13.202	+0.087	20	2:16.569	+2.236	14	:16.485	:03:01.986	14	2:19.441	+0.825	11	2:22.573	+1.826		
7	<b>:13.115</b>		21	2:17.498	+3.165	15	2:19.756	+5.257	15	:05.172	:10:46.556	12	<b>:20.747</b>			
8	2:15.678	+2.563	(28) Thomas Eisenreich		16	2:20.608	+6.109	16	2:24.022	+5.406	13	:157.451	:09:36.704			
(154) Michael Sander			1			17	2:17.601	+3.102	17	2:20.298	+1.682	14	2:24.071	+3.324		
1			2	2:26.842	+12.420	18	<b>:14.499</b>		18	2:24.206	+5.590	15	2:22.486	+1.739		
2	2:29.426	+15.812	3	2:26.338	+11.916	19	2:18.332	+3.833	19	2:22.153	+3.537	16	2:21.066	+0.319		
3	2:23.006	+9.392	4	2:24.757	+10.335	20	2:16.024	+1.525	20	2:22.823	+4.207	17	2:22.046	+1.299		
4	2:29.425	+15.811	5	2:23.506	+9.084	(198) Karsten Frostholm			(37) Jan KrohnMC Teknik Hyperpro		18	2:25.022	+4.275			
5	2:28.469	+14.855	6	2:21.933	+7.511	1			1			(900) Jannick Raun Mortensen				
6	2:28.898	+15.284	7	:47.183	:07:32.761	2	2:21.794	+6.452	2	2:31.484	+11.597	1				
7	:14.582	:05:00.968	8	2:19.623	+5.201	3	2:20.160	+4.818	3	2:34.853	+14.966	2	2:38.551	+16.990		
8	2:21.764	+8.150	9	2:20.076	+5.654	4	2:19.795	+4.453	4	2:30.047	+10.160	3	2:36.545	+14.984		
9	2:18.858	+5.244	10	2:26.261	+11.839	5	2:20.338	+4.996	5	2:32.006	+12.119	4	2:35.227	+13.666		
10	2:18.969	+5.355	11	2:23.838	+9.416	6	2:19.273	+3.931	6	2:27.423	+7.536	5	2:31.584	+10.023		
11	2:16.461	+2.847	12	<b>:14.422</b>		7	2:18.568	+3.226	7	2:28.675	+8.788	6	2:26.969	+5.408		
12	2:19.758	+6.144	13	:50.601	:09:36.179	8	:13.089	:02:57.747	8	:01.144	:02:41.257	7	:39.173	:04:17.612		
13	:42.099	:10:28.485	14	2:19.569	+5.147	9	2:19.147	+3.805	9	<b>:19.887</b>		8	2:32.825	+11.264		
14	2:23.234	+9.620	15	2:22.715	+8.293	10	2:25.815	+10.473	10	2:20.576	+0.689	9	2:25.953	+4.392		
15	2:17.161	+3.547	16	2:25.473	+11.051	11	2:21.011	+5.669	11	2:21.753	+1.866	10	2:25.150	+3.589		
16	2:18.121	+4.507	17	2:14.971	+0.549	12	2:19.894	+4.552	12	2:22.201	+2.314	11	2:22.862	+1.301		
17	2:20.377	+6.763	18	2:15.619	+1.197	13	2:18.845	+3.503	13	2:21.476	+1.589	12	:51.212	:08:29.651		
18	<b>:13.614</b>		(74) Jan Nielsen		14	2:17.970	+2.628	14	2:21.116	+1.229	13	2:25.117	+3.556			
(327) John Strand			1			15	:55.570	:03:40.228	15	:29.612	:10:09.725	14	2:23.179	+1.618		
1			2	2:19.540	+5.061	16	2:20.149	+4.807	16	2:21.517	+1.630	15	2:27.675	+6.114		
2	2:30.976	+16.833	3	2:19.268	+4.789	17	2:19.558	+4.216	17	2:23.057	+3.170	16	2:22.637	+1.076		
3	2:28.910	+14.767	4	2:22.496	+8.017	18	2:20.957	+5.615	18	2:24.455	+4.568	17	<b>:21.561</b>			
4	2:26.482	+12.339	5	2:21.903	+7.424	19	2:16.793	+1.451	19	2:23.461	+3.574	18	2:22.050	+0.489		
5	2:24.115	+9.972	6	2:16.187	+1.708	20	2:16.794	+1.452	20	2:25.211	+5.324	(199) Troels Olesen				
			7	2:16.779	+2.300	21	2:17.454	+2.112	(123) Kim Otte		1					
						22	<b>:15.342</b>									


0900-1300

New run

Qualifying started at 8:53:16

Assen 4.542 km

8/21/2014 09:00



2	2:35.789	+14.029	15	2:24.334	+0.699	8	2:38.745	+11.070
3	2:33.083	+11.323						
4	2:30.157	+8.397	(12) Morten Konge			(264) Robert Gsta		
5	2:29.143	+7.383	1			1		
6	2:28.802	+7.042	2	2:32.865	+8.266	2	2:34.134	+4.969
7	:54.618	:04:32.858	3	2:33.960	+9.361	3	2:30.759	+1.594
8	2:30.428	+8.668	4	2:32.344	+7.745	4	2:31.634	+2.469
9	2:26.823	+5.063	5	2:31.779	+7.180	5	2:32.759	+3.594
10	2:26.904	+5.144	6	2:31.225	+6.626	6	2:31.997	+2.832
11	<b>:21.760</b>		7	:20.849	:04:56.250	7	:02.643	:03:33.478
12	2:23.793	+2.033	8	2:31.851	+7.252	8	2:30.719	+1.554
13	:08.266	:10:46.506	9	2:30.325	+5.726	9	9:04.385	+6:35.220
14	2:26.439	+4.679	10	2:28.924	+4.325	10	2:31.210	+2.045
15	2:28.390	+6.630	11	:59.320	:15:34.721	11	:40.998	:10:11.833
16	2:32.031	+10.271	12	2:30.519	+5.920	12	<b>:29.165</b>	
17	2:27.969	+6.209	13	2:27.628	+3.029	13	2:30.610	+1.445
			14	2:29.869	+5.270	14	2:32.598	+3.433
(22) Marck Andersen			15	<b>:24.599</b>		15	2:34.415	+5.250
1			(57) Erik Debel			(514) Frank Hansen		
2	2:28.559	+6.664	1			1		
3	2:30.785	+8.890	2	2:33.452	+7.089	2	2:42.746	+6.672
4	2:29.608	+7.713	3	2:33.395	+7.032	3	2:42.238	+6.164
5	2:35.130	+13.235	4	2:31.823	+5.460	4	2:42.066	+5.992
6	2:25.165	+3.270	5	2:30.401	+4.038	5	:30.897	:08:54.823
7	2:27.572	+5.677	6	2:31.045	+4.682	6	2:37.714	+1.640
8	:00.192	:02:38.297	7	:52.868	:04:26.505	7	2:40.085	+4.011
9	2:32.632	+10.737	8	2:31.143	+4.780	8	2:37.247	+1.173
10	2:26.922	+5.027	9	2:30.212	+3.849	9	:25.919	:14:49.845
11	2:24.070	+2.175	10	2:31.168	+4.805	10	<b>:36.074</b>	
12	<b>:21.895</b>		11	2:30.212	+3.849	11	2:38.767	+2.693
13	2:28.403	+6.508	12	2:30.910	+4.547			
(2004)			13	:44.540	:11:18.177			
1			14	2:30.341	+3.978			
2	2:41.931	+19.544	15	2:30.875	+4.512			
3	2:36.049	+13.662	16	2:27.617	+1.254			
4	2:31.577	+9.190	17	<b>:26.363</b>				
5	:38.977	:08:16.590	(70) Kasper Jensen					
6	2:30.796	+8.409	1					
7	2:25.906	+3.519	2	2:46.310	+19.309			
8	2:25.186	+2.799	3	2:40.670	+13.669			
9	:54.369	:11:31.982	4	2:35.961	+8.960			
10	2:27.352	+4.965	5	2:34.917	+7.916			
11	<b>:22.387</b>		6	:43.772	:06:16.771			
12	2:24.636	+2.249	7	2:27.806	+0.805			
13	2:26.585	+4.198	8	<b>:27.001</b>				
(98) Frank Pelzner			9	2:29.644	+2.643			
1			10	:47.154	:15:20.153			
2	2:34.817	+11.182	11	2:29.198	+2.197			
3	6:52.870	+4:29.235	12	2:29.593	+2.592			
4	:57.966	:08:34.331	13	2:32.231	+5.230			
5	2:27.952	+4.317	14	2:30.624	+3.623			
6	2:26.799	+3.164	(15) Peter Christensen					
7	2:26.661	+3.026	1					
8	<b>:23.635</b>		2	2:30.035	+2.360			
9	2:25.491	+1.856	3	2:28.505	+0.830			
10	:18.524	:03:54.889	4	<b>:27.675</b>				
11	2:27.941	+4.306	5	2:29.457	+1.782			
12	2:24.509	+0.874	6	:02.865	:06:35.190			
13	2:26.669	+3.034	7	2:38.857	+11.182			
14	2:23.636	+0.001						

Chief of Timing & Scoring

Orbits

Race Director

www.mylaps.com

Licensed to: Zenergy Racing