

Padborg Park Juni


Friday

Formiddag 0800-1000

Qualifying started at 7:58:03

Padborg Park 2.150 km

6/20/2014 08:00



Lap	Lap Tm	Diff	Time of Day
(109) Henning Laursen			
1			9:48:35.050
2	1:12.634	+0.391	9:49:47.684
3	1:12.352	+0.109	9:51:00.036
4	1:14.263	+2.020	9:52:14.299
5	1:12.374	+0.131	9:53:26.673
6	1:12.243		9:54:38.916
7	1:12.350	+0.107	9:55:51.266
(381) Benjamin Sørensen			
1			9:34:17.484
2	1:18.015	+5.364	9:35:35.499
3	1:16.057	+3.406	9:36:51.556
4	1:15.392	+2.741	9:38:06.948
5	1:14.620	+1.969	9:39:21.568
6	1:12.651		9:40:34.219
7	1:14.023	+1.372	9:41:48.242
8	1:16.529	+3.878	9:43:04.771
(20) Steen Rene Christiansen			
1			8:48:50.159
2	1:20.702	+7.665	8:50:10.861
3	59:47.719	38:34.682	9:49:58.580
4	1:13.552	+0.515	9:51:12.132
5	1:13.037		9:52:25.169
6	1:17.405	+4.368	9:53:42.574
7	1:13.777	+0.740	9:54:56.351
8	1:22.739	+9.702	9:56:19.090
(96) Troels Jensen			
1			8:36:52.614
2	1:23.447	+9.751	8:38:16.061
3	1:20.294	+6.598	8:39:36.355
4	1:19.382	+5.686	8:40:55.737
5	1:18.537	+4.841	8:42:14.274
6	1:16.106	+2.410	8:43:30.380
7	1:16.487	+2.791	8:44:46.867
8	49:49.156	18:35.460	9:34:36.023
9	1:15.990	+2.294	9:35:52.013
10	1:18.602	+4.906	9:37:10.615
11	1:14.208	+0.512	9:38:24.823
12	1:13.696		9:39:38.519
(65) Kenneth Kørnov			
1			8:43:01.052
2	1:16.449	+2.737	8:44:17.501
3	1:14.964	+1.252	8:45:32.465
4	49:04.428	17:50.716	9:34:36.893
5	1:14.763	+1.051	9:35:51.656
6	1:13.712		9:37:05.368
7	1:15.681	+1.969	9:38:21.049
(101) Kenneth Faaborg Schrøder			
1			9:34:14.844
2	1:15.911	+2.126	9:35:30.755
3	1:16.033	+2.248	9:36:46.788
4	1:17.787	+4.002	9:38:04.575
5	1:13.785		9:39:18.360
6	1:13.932	+0.147	9:40:32.292

Lap	Lap Tm	Diff	Time of Day
(68) Lars Thygesen			
1			8:35:17.602
2	1:21.450	+7.550	8:36:39.052
3	1:19.433	+5.533	8:37:58.485
4	1:16.240	+2.340	8:39:14.725
5	1:16.711	+2.811	8:40:31.436
6	53:11.712	11:57.812	9:33:43.148
7	1:17.553	+3.653	9:35:00.701
8	1:16.182	+2.282	9:36:16.883
9	1:18.582	+4.682	9:37:35.465
10	1:16.310	+2.410	9:38:51.775
11	1:16.329	+2.429	9:40:08.104
12	1:13.900		9:41:22.004
13	1:19.226	+5.326	9:42:41.230
14	1:14.661	+0.761	9:43:55.891
(48) Wilhelm Watzke			
1			8:19:19.555
2	1:21.657	+7.552	8:20:41.212
3	1:18.966	+4.861	8:22:00.178
4	1:20.830	+6.725	8:23:21.008
5	1:31.179	+17.074	8:24:52.187
6	1:16.542	+2.437	8:26:08.729
7	1:17.578	+3.473	8:27:26.307
8	1:18.959	+4.854	8:28:45.266
9	49:48.660	18:34.555	9:18:33.926
10	1:17.784	+3.679	9:19:51.710
11	1:17.511	+3.406	9:21:09.221
12	1:20.181	+6.076	9:22:29.402
13	1:16.338	+2.233	9:23:45.740
14	1:21.523	+7.418	9:25:07.263
15	1:16.441	+2.336	9:26:23.704
16	1:19.648	+5.543	9:27:43.352
17	1:14.105		9:28:57.457
(42) Dick Peters			
1			8:33:07.415
2	1:18.535	+4.330	8:34:25.950
3	1:17.592	+3.387	8:35:43.542
4	1:17.835	+3.630	8:37:01.377
5	1:18.886	+4.681	8:38:20.263
6	1:17.706	+3.501	8:39:37.969
7	1:18.514	+4.309	8:40:56.483
8	1:17.080	+2.875	8:42:13.563
9	1:14.725	+0.520	8:43:28.288
10	1:15.590	+1.385	8:44:43.878
11	33:16.350	32:02.145	9:18:00.228
12	1:30.253	+16.048	9:19:30.481
13	1:15.571	+1.366	9:20:46.052
14	1:19.229	+5.024	9:22:05.281
15	1:19.490	+5.285	9:23:24.771
16	1:17.055	+2.850	9:24:41.826
17	1:15.554	+1.349	9:25:57.380
18	1:14.851	+0.646	9:27:12.231
19	1:14.205		9:28:26.436
20	1:15.755	+1.550	9:29:42.191
(15) Lars Marholt			
1			8:49:42.762
2	58:34.958	57:20.583	9:48:17.720
3	1:14.375		9:49:32.095

Lap	Lap Tm	Diff	Time of Day
(185) Björn Marzahl			
1			8:19:10.586
2	1:21.700	+6.697	8:20:32.286
3	1:17.901	+2.898	8:21:50.187
4	1:25.327	+10.324	8:23:15.514
5	54:51.643	53:36.640	9:18:07.157
6	1:25.941	+10.938	9:19:33.098
7	1:16.502	+1.499	9:20:49.600
8	1:17.347	+2.344	9:22:06.947
9	1:18.332	+3.329	9:23:25.279
10	1:15.978	+0.975	9:24:41.257
11	1:15.003		9:25:56.260
12	1:16.478	+1.475	9:27:12.738
(87) Martin Poggenlaas			
1			8:19:29.241
2	1:16.625	+1.521	8:20:45.866
3	1:16.367	+1.263	8:22:02.233
4	1:20.790	+5.686	8:23:23.023
5	1:30.280	+15.176	8:24:53.303
6	1:18.817	+3.713	8:26:12.120
7	1:20.052	+4.948	8:27:32.172
8	1:17.370	+2.266	8:28:49.542
9	51:30.907	50:15.803	9:20:20.449
10	1:31.194	+16.090	9:21:51.643
11	1:16.803	+1.699	9:23:08.446
12	1:15.104		9:24:23.550
13	1:15.893	+0.789	9:25:39.443
14	1:18.102	+2.998	9:26:57.545
15	1:20.502	+5.398	9:28:18.047
16	1:16.792	+1.688	9:29:34.839
(80) Benedikt Schlüter			
1			8:19:30.436
2	1:19.250	+2.815	8:20:49.686
3	1:18.509	+2.074	8:22:08.195
4	1:19.370	+2.935	8:23:27.565
5	1:26.503	+10.068	8:24:54.068
6	1:18.572	+2.137	8:26:12.640
7	1:18.917	+2.482	8:27:31.557
8	1:19.708	+3.273	8:28:51.265
9	51:27.180	50:10.745	9:20:18.445
10	1:19.874	+3.439	9:21:38.319
11	1:23.205	+6.770	9:23:01.524
12	1:18.446	+2.011	9:24:19.970
13	1:17.766	+1.331	9:25:37.736
14	1:20.317	+3.882	9:26:58.053
15	1:20.822	+4.387	9:28:18.875
16	1:16.435		9:29:35.310
(0) Karsten Frostholt #198			
1			8:49:43.364
2	28:40.942	17:24.312	9:18:24.306
3	1:25.291	+8.661	9:19:49.597
4	1:33.604	+16.974	9:21:23.201
5	1:22.664	+6.034	9:22:45.865
6	1:23.780	+7.150	9:24:09.645
7	1:22.068	+5.438	9:25:31.713
8	1:25.446	+8.816	9:26:57.159
9	1:26.606	+9.976	9:28:23.765

Chief of Timing & Scoring

Race Director

Orbits

www.mylaps.com

Licensed to: Zenergy Racing

Padborg Park Juni


Friday

Formiddag 0800-1000

Qualifying started at 7:58:03

Padborg Park 2.150 km

6/20/2014 08:00



Lap	Lap Tm	Diff	Time of Day
10	1:25.063	+8.433	9:29:48.828
11	18:50.866	17:34.236	9:48:39.694
12	1:17.962	+1.332	9:49:57.656
13	1:19.260	+2.630	9:51:16.916
14	1:18.627	+1.997	9:52:35.543
15	1:17.080	+0.450	9:53:52.623
16	1:16.630		9:55:09.253
17	1:17.816	+1.186	9:56:27.069

(86) Brian Espensen

1			8:19:49.313
2	1:43.316	+26.533	8:21:32.629
3	1:43.281	+26.498	8:23:15.910
4	1:40.737	+23.954	8:24:56.647
5	1:38.859	+22.076	8:26:35.506
6	1:40.349	+23.566	8:28:15.855
7	1:25.321	+8.538	8:29:41.176
8	48:03.125	16:46.342	9:17:44.301
9	1:17.965	+1.182	9:19:02.266
10	1:18.707	+1.924	9:20:20.973
11	1:19.094	+2.311	9:21:40.067
12	1:19.925	+3.142	9:22:59.992
13	1:17.480	+0.697	9:24:17.472
14	1:17.876	+1.093	9:25:35.348
15	1:19.844	+3.061	9:26:55.192
16	1:17.342	+0.559	9:28:12.534
17	1:16.783		9:29:29.317

(55) Uffe Iversen

1			8:34:14.820
2	1:24.859	+7.232	8:35:39.679
3	1:24.966	+7.339	8:37:04.645
4	1:24.132	+6.505	8:38:28.777
5	1:23.126	+5.499	8:39:51.903
6	1:21.533	+3.906	8:41:13.436
7	1:21.411	+3.784	8:42:34.847
8	1:19.728	+2.101	8:43:54.755
9	1:20.115	+2.488	8:45:14.690
10	48:11.408	16:53.781	9:33:26.098
11	1:23.330	+5.703	9:34:49.428
12	1:22.896	+5.269	9:36:12.324
13	1:17.912	+0.285	9:37:30.236
14	1:19.553	+1.926	9:38:49.789
15	1:17.865	+0.238	9:40:07.654
16	1:18.552	+0.925	9:41:26.206
17	1:17.627		9:42:43.833
18	1:17.733	+0.106	9:44:01.566

(54) Michael Sander

1			9:34:01.557
2	1:21.687	+3.957	9:35:23.244
3	1:21.272	+3.542	9:36:44.516
4	1:21.164	+3.434	9:38:05.680
5	1:20.435	+2.705	9:39:26.115
6	1:19.656	+1.926	9:40:45.771
7	1:19.012	+1.282	9:42:04.783
8	1:20.451	+2.721	9:43:25.234
9	1:17.730		9:44:42.964

(59) Jacob Adelsparre

1			8:19:51.695
---	--	--	-------------

Lap	Lap Tm	Diff	Time of Day
2	1:42.003	+24.220	8:21:33.698
3	1:30.136	+12.353	8:23:03.834
4	1:28.369	+10.586	8:24:32.203
5	1:25.114	+7.331	8:25:57.317
6	1:24.491	+6.708	8:27:21.809
7	1:22.801	+5.018	8:28:44.609
8	49:17.772	17:59.989	9:18:02.381
9	1:32.356	+14.573	9:19:34.737
10	1:22.194	+4.411	9:20:56.931
11	1:19.760	+1.977	9:22:16.691
12	1:18.711	+0.928	9:23:35.402
13	1:17.783		9:24:53.185
14	1:21.891	+4.108	9:26:15.076
15	1:18.979	+1.196	9:27:34.055

(860) Rikke Naundrup Andersen

1			9:33:29.919
2	1:22.079	+4.227	9:34:51.998
3	1:20.795	+2.943	9:36:12.793
4	1:21.984	+4.132	9:37:34.777
5	1:18.763	+0.911	9:38:53.540
6	1:17.959	+0.107	9:40:11.499
7	1:17.852		9:41:29.351
8	1:18.253	+0.401	9:42:47.604

(911) Gert Christensen

1			8:05:45.662
2	1:49.093	+28.157	8:07:34.755
3	1:52.333	+31.397	8:09:27.088
4	1:35.075	+14.139	8:11:02.163
5	1:31.555	+10.619	8:12:33.718
6	1:33.113	+12.177	8:14:06.831
7	1:44.013	+23.077	8:15:50.844
8	:02:08.916	0:47.980	9:17:59.760
9	1:33.796	+12.860	9:19:33.556
10	1:23.046	+2.110	9:20:56.602
11	1:24.985	+4.049	9:22:21.587
12	1:22.500	+1.564	9:23:44.087
13	1:22.814	+1.878	9:25:06.901
14	1:21.808	+0.872	9:26:28.709
15	1:20.936		9:27:49.645
16	1:30.646	+9.710	9:29:20.291

(141) Bob Petersen

1			8:19:50.910
2	1:45.064	+23.688	8:21:35.974
3	1:42.684	+21.308	8:23:18.658
4	1:41.248	+19.872	8:24:59.906
5	1:38.881	+17.505	8:26:38.787
6	1:39.507	+18.131	8:28:18.294
7	1:35.228	+13.852	8:29:53.522
8	47:58.570	16:37.194	9:17:52.092
9	1:24.789	+3.413	9:19:16.881
10	1:24.233	+2.857	9:20:41.114
11	1:23.780	+2.404	9:22:04.894
12	1:24.692	+3.316	9:23:29.586
13	1:22.163	+0.787	9:24:51.749
14	1:24.892	+3.516	9:26:16.641
15	1:21.376		9:27:38.017
16	1:25.901	+4.525	9:29:03.918

(58) Jan Toft

1			9:34:16.719
2	1:28.329	+6.845	9:35:45.048
3	1:26.193	+4.709	9:37:11.241
4	1:22.862	+1.378	9:38:34.103
5	1:21.484		9:39:55.587
6	1:23.164	+1.680	9:41:18.751
7	1:23.295	+1.811	9:42:42.046
8	1:24.751	+3.267	9:44:06.797

(85) Mads Nielsen

1			8:44:59.187
2	48:25.512	17:02.978	9:33:24.699
3	1:24.150	+1.616	9:34:48.849
4	1:23.086	+0.552	9:36:11.935
5	1:22.534		9:37:34.469
6	1:24.032	+1.498	9:38:58.501
7	1:24.101	+1.567	9:40:22.602
8	1:22.992	+0.458	9:41:45.594

(444) Peter Christensen

1			9:18:05.749
2	1:35.428	+10.421	9:19:41.177
3	1:26.664	+1.657	9:21:07.841
4	1:27.368	+2.361	9:22:35.209
5	1:26.943	+1.936	9:24:02.152
6	1:26.029	+1.022	9:25:28.181
7	1:26.852	+1.845	9:26:55.033
8	1:27.988	+2.981	9:28:23.021
9	1:25.007		9:29:48.028

(66) Poul Schou Hansen

1			8:19:50.554
2	1:44.900	+13.850	8:21:35.454
3	1:42.724	+11.674	8:23:18.178
4	1:41.422	+10.372	8:24:59.600
5	1:37.726	+6.676	8:26:37.326
6	1:40.554	+9.504	8:28:17.880
7	1:34.990	+3.940	8:29:52.870
8	49:52.062	18:21.012	9:19:44.932
9	1:46.857	+15.807	9:21:31.789
10	1:36.013	+4.963	9:23:07.802
11	1:35.383	+4.333	9:24:43.185
12	1:31.050		9:26:14.235
13	1:31.305	+0.255	9:27:45.540
14	1:40.196	+9.146	9:29:25.736

(-??-) - 8369164 -

1			8:05:23.108
2	2:08.216	+27.316	8:07:31.324
3	2:04.736	+23.836	8:09:36.060
4	2:11.652	+30.752	8:11:47.712
5	2:01.757	+20.857	8:13:49.469
6	2:07.453	+26.553	8:15:56.922
7	46:02.540	14:21.640	9:01:59.462
8	2:02.505	+21.605	9:04:01.967
9	1:51.197	+10.297	9:05:53.164
10	1:42.431	+1.531	9:07:35.595
11	1:43.133	+2.233	9:09:18.728
12	1:40.900		9:10:59.628
13	1:42.156	+1.256	9:12:41.784

Chief of Timing & Scoring

Race Director

Orbits

www.mylaps.com

Licensed to: Zenergy Racing

Padborg Park Juni


Friday

Padborg Park 2.150 km

Formiddag 0800-1000

6/20/2014 08:00

Qualifying started at 7:58:03



Lap	Lap Tm	Diff	Time of Day
14	1:42.240	+1.340	9:14:24.024
<hr/>			
(98) Michael Vestergaard			
1			8:48:42.981

Lap	Lap Tm	Diff	Time of Day
-----	--------	------	-------------

Lap	Lap Tm	Diff	Time of Day
-----	--------	------	-------------