

Mantorp Park


Saturday

Blue 1130-1145

Qualifying started at 11:30:48

Mantorp Park 3.106 km

5/17/2014 11:30



Lap	Lap Tm	Diff	Time of Day
(600) Thomas Hildingsson			
1			11:32:17.369
2	1:27.019	+0.386	11:33:44.388
3	1:26.633		11:35:11.021
4	1:30.866	+4.233	11:36:41.887
5	1:30.726	+4.093	11:38:12.613
6	1:28.548	+1.915	11:39:41.161
7	1:26.922	+0.289	11:41:08.083

Lap	Lap Tm	Diff	Time of Day
(101) Pekka Virolainen			
1			11:31:55.195
2	1:31.706	+4.122	11:33:26.901
3	1:29.816	+2.232	11:34:56.717
4	1:30.001	+2.417	11:36:26.718
5	1:31.016	+3.432	11:37:57.734
6	1:27.584		11:39:25.318
7	1:51.623	+24.039	11:41:16.941

Lap	Lap Tm	Diff	Time of Day
(0) Mats Hildingsson			
1			11:32:23.510
2	1:31.462	+1.544	11:33:54.972
3	1:30.219	+0.301	11:35:25.191
4	1:31.271	+1.353	11:36:56.462
5	1:29.918		11:38:26.380
6	1:31.394	+1.476	11:39:57.774
7	1:30.714	+0.796	11:41:28.488

Lap	Lap Tm	Diff	Time of Day
(567) Denny Oscarsson			
1			11:31:45.494
2	1:33.877	+3.156	11:33:19.371
3	1:32.295	+1.574	11:34:51.666
4	1:32.314	+1.593	11:36:23.980
5	1:33.655	+2.934	11:37:57.635
6	1:30.721		11:39:28.356
7	1:31.197	+0.476	11:40:59.553

Lap	Lap Tm	Diff	Time of Day
(53) Jimmi Pedersen			
1			11:31:57.785
2	1:35.240	+4.082	11:33:33.025
3	1:32.197	+1.039	11:35:05.222
4	1:34.068	+2.910	11:36:39.290
5	1:32.317	+1.159	11:38:11.607
6	1:31.190	+0.032	11:39:42.797
7	1:31.158		11:41:13.955

Lap	Lap Tm	Diff	Time of Day
(59) Morten Munch			
1			11:32:20.811
2	1:33.985	+1.996	11:33:54.796
3	1:34.153	+2.164	11:35:28.949
4	1:33.740	+1.751	11:37:02.689
5	1:35.230	+3.241	11:38:37.919
6	1:32.725	+0.736	11:40:10.644
7	1:31.989		11:41:42.633

Lap	Lap Tm	Diff	Time of Day
(160) Master Yoda			
1			11:31:56.973
2	1:34.749	+2.580	11:33:31.722
3	1:32.169		11:35:03.891
4	1:35.414	+3.245	11:36:39.305
5	1:34.622	+2.453	11:38:13.927
6	1:35.844	+3.675	11:39:49.771
7	5:08.602	+3:36.433	11:44:58.373
8	2:20.832	+48.663	11:47:19.205
9	2:13.214	+41.045	11:49:32.419

Lap	Lap Tm	Diff	Time of Day
(52) Sami Durrani			
1			11:31:54.542
2	1:33.830	+1.557	11:33:28.372
3	1:35.952	+3.679	11:35:04.324
4	1:34.564	+2.291	11:36:38.888
5	1:33.868	+1.595	11:38:12.756
6	1:35.018	+2.745	11:39:47.774
7	1:32.273		11:41:20.047

Lap	Lap Tm	Diff	Time of Day
(465) Johnny Nordman			
1			11:32:19.864
2	1:38.086	+5.785	11:33:57.950
3	1:34.365	+2.064	11:35:32.315
4	1:35.726	+3.425	11:37:08.041
5	1:33.939	+1.638	11:38:41.980
6	1:34.100	+1.799	11:40:16.080
7	1:32.301		11:41:48.381

Lap	Lap Tm	Diff	Time of Day
(420) Dick Peters			
1			11:30:49.271
2	1:42.347	+9.555	11:32:31.618
3	1:35.279	+2.487	11:34:06.897
4	1:34.266	+1.474	11:35:41.163
5	1:33.247	+0.455	11:37:14.410
6	1:35.319	+2.527	11:38:49.729
7	1:33.391	+0.599	11:40:23.120
8	1:32.792		11:41:55.912

Lap	Lap Tm	Diff	Time of Day
(703) Rikard Sjšš			
1			11:31:44.030
2	1:34.337	+1.085	11:33:18.367
3	1:35.741	+2.489	11:34:54.108
4	1:36.477	+3.225	11:36:30.585
5	1:34.074	+0.822	11:38:04.659
6	1:33.252		11:39:37.911
7	1:33.585	+0.333	11:41:11.496

Lap	Lap Tm	Diff	Time of Day
(65) Niels Rasmussen			
1			11:32:20.334
2	1:36.999	+3.660	11:33:57.333
3	1:33.899	+0.560	11:35:31.232
4	1:35.820	+2.481	11:37:07.052
5	1:33.886	+0.547	11:38:40.938
6	1:33.339		11:40:14.277
7	1:34.361	+1.022	11:41:48.638

Lap	Lap Tm	Diff	Time of Day
(386) Knud Skogaard Jensen			
1			11:31:55.873
2	1:33.501		11:33:29.374
3	1:33.609	+0.108	11:35:02.983
4	1:35.494	+1.993	11:36:38.477
5	1:34.402	+0.901	11:38:12.879

Lap	Lap Tm	Diff	Time of Day
(63) Klaus Mikkelsen			
1			11:32:23.065
2	1:35.967	+2.174	11:33:59.032
3	1:34.640	+0.847	11:35:33.672
4	1:37.083	+3.290	11:37:10.755
5	1:33.793		11:38:44.548
6	1:36.720	+2.927	11:40:21.268
7	1:35.531	+1.738	11:41:56.799

Lap	Lap Tm	Diff	Time of Day
(944) Peter Sundqvist			
1			11:31:41.361
2	1:34.049	+0.223	11:33:15.410
3	1:34.320	+0.494	11:34:49.730

Lap	Lap Tm	Diff	Time of Day
4	1:35.734	+1.908	11:36:25.464
5	1:35.638	+1.812	11:38:01.102
6	1:35.976	+2.150	11:39:37.078
7	1:33.826		11:41:10.904

Lap	Lap Tm	Diff	Time of Day
(348) Victor Weywadt			
1			11:30:48.577
2	1:43.414	+9.581	11:32:31.991
3	1:40.492	+6.659	11:34:12.483
4	1:36.072	+2.239	11:35:48.555
5	1:35.923	+2.090	11:37:24.478
6	1:34.966	+1.133	11:38:59.444
7	1:33.938	+0.105	11:40:33.382
8	1:33.833		11:42:07.215

Lap	Lap Tm	Diff	Time of Day
(57) Mauri Tervahauta			
1			11:31:22.872
2	1:42.724	+8.769	11:33:05.596
3	1:39.746	+5.791	11:34:45.342
4	1:38.092	+4.137	11:36:23.434
5	1:36.830	+2.875	11:38:00.264
6	1:33.955		11:39:34.219
7	1:35.772	+1.817	11:41:09.991

Lap	Lap Tm	Diff	Time of Day
(161) Jacob Bergstrand			
1			11:32:29.332
2	1:35.542	+1.447	11:34:04.874
3	1:34.145	+0.050	11:35:39.019
4	1:34.095		11:37:13.114
5	1:36.078	+1.983	11:38:49.192
6	1:35.389	+1.294	11:40:24.581
7	1:36.035	+1.940	11:42:00.616

Lap	Lap Tm	Diff	Time of Day
(799) unknown unknown			
1			11:31:56.152
2	1:34.670	+0.551	11:33:30.822
3	1:34.119		11:35:04.941
4	1:34.835	+0.716	11:36:39.776
5	1:35.400	+1.281	11:38:15.176
6	1:35.049	+0.930	11:39:50.225
7	1:36.128	+2.009	11:41:26.353

Lap	Lap Tm	Diff	Time of Day
(97) Rasmus Ericsson			
1			11:32:26.282
2	1:34.291		11:34:00.573
3	1:35.009	+0.718	11:35:35.582

Lap	Lap Tm	Diff	Time of Day
(46) Karl Eriksson			
1			11:32:30.371
2	1:35.835	+1.405	11:34:06.206
3	1:35.791	+1.361	11:35:41.997
4	1:35.022	+0.592	11:37:17.019
5	1:34.585	+0.155	11:38:51.604
6	1:35.337	+0.907	11:40:26.941
7	1:34.430		11:42:01.371

Lap	Lap Tm	Diff	Time of Day
(804) Patrik Hammar			
1			11:32:22.692
2	1:37.790	+3.278	11:34:00.482
3	1:34.575	+0.063	11:35:35.057
4	1:36.957	+2.445	11:37:12.014
5	1:36.383	+1.871	11:38:48.397
6	1:35.633	+1.121	11:40:24.030
7	1:34.512		11:41:58.542

Lap	Lap Tm	Diff	Time of Day
(14) Daniel Durrani			

Chief of Timing & Scoring

Race Director

Orbits

www.mylaps.com

Licensed to: Zenergy Racing

Mantorp Park


Saturday

Blue 1130-1145

Qualifying started at 11:30:48

Mantorp Park 3.106 km

5/17/2014 11:30



Lap	Lap Tm	Diff	Time of Day
1			11:32:42.982
2	2:01.699	+26.944	11:34:44.681
3	1:37.466	+2.711	11:36:22.147
4	1:35.814	+1.059	11:37:57.961
5	1:34.755		11:39:32.716
6	1:35.655	+0.900	11:41:08.371

(67) George Fratilesco

1			11:31:48.614
2	1:37.314	+2.474	11:33:25.928
3	1:35.402	+0.562	11:35:01.330
4	1:35.848	+1.008	11:36:37.178
5	1:34.840		11:38:12.018
6	1:36.518	+1.678	11:39:48.536
7	1:37.630	+2.790	11:41:26.166

(109) Henning Laursen

1			11:32:26.837
2	1:34.854		11:34:01.691
3	1:35.333	+0.479	11:35:37.024
4	1:35.727	+0.873	11:37:12.751
5	1:37.622	+2.768	11:38:50.373
6	1:35.409	+0.555	11:40:25.782
7	1:35.991	+1.137	11:42:01.773

(342) Anders Grønvald Jensen

1			11:31:48.867
2	1:49.049	+14.024	11:33:37.916
3	1:35.945	+0.920	11:35:13.861
4	1:37.046	+2.021	11:36:50.907
5	1:35.025		11:38:25.932

(395) Anders Adelbø

1			11:32:25.886
2	1:49.691	+14.281	11:34:15.577
3	1:37.210	+1.800	11:35:52.787
4	1:35.410		11:37:28.197
5	1:35.688	+0.278	11:39:03.885
6	1:36.079	+0.669	11:40:39.964
7	1:38.677	+3.267	11:42:18.641

(9) Henrik Bruun

1			11:31:43.184
2	1:36.588	+0.502	11:33:19.772
3	1:37.014	+0.928	11:34:56.786
4	1:36.594	+0.508	11:36:33.380
5	1:36.086		11:38:09.466
6	1:37.868	+1.782	11:39:47.334
7	1:37.965	+1.879	11:41:25.299

(198) Karsten Frostholm

1			11:32:10.057
2	1:37.957	+1.822	11:33:48.014
3	1:38.985	+2.850	11:35:26.999
4	1:37.685	+1.550	11:37:04.684
5	1:37.296	+1.161	11:38:41.980
6	1:36.135		11:40:18.115
7	1:36.752	+0.617	11:41:54.867

(86) William Levinsson

1			11:31:22.700
2	1:44.197	+7.853	11:33:06.897
3	1:38.494	+2.150	11:34:45.391
4	2:02.511	+26.167	11:36:47.902
5	1:36.726	+0.382	11:38:24.628
6	1:38.356	+2.012	11:40:02.984

Lap	Lap Tm	Diff	Time of Day
7	1:36.344		11:41:39.328

(117) Håkan Hultqvist

1			11:31:50.442
2	1:36.588		11:33:27.030
3	1:41.720	+5.132	11:35:08.750
4	1:50.198	+13.610	11:36:58.948
5	1:42.104	+5.516	11:38:41.052

(45) Rune Rasmussen

1			11:31:39.726
2	1:36.659		11:33:16.385
3	1:37.248	+0.589	11:34:53.633

(74) Bengt Bårjesson

1			11:31:55.666
2	1:37.322	+0.457	11:33:32.988
3	1:36.865		11:35:09.853
4	1:37.086	+0.221	11:36:46.939
5	1:37.001	+0.136	11:38:23.940

(38) Steffen Dupont Hansen

1			11:44:32.818
2	2:04.257	+26.944	11:46:37.075
3	1:37.313		11:48:14.388
4	1:37.741	+0.428	11:49:52.129

(79) Rune Debel

1			11:33:04.735
2	1:47.713	+9.905	11:34:52.448
3	1:37.808		11:36:30.256
4	1:38.035	+0.227	11:38:08.291
5	1:38.194	+0.386	11:39:46.485
6	4:39.752	+3:01.944	11:44:26.237
7	2:13.640	+35.832	11:46:39.877
8	1:48.107	+10.299	11:48:27.984
9	1:48.710	+10.902	11:50:16.694

(134) Karsten Matthisen

1			11:32:26.606
2	1:38.350	+0.522	11:34:04.956
3	1:37.828		11:35:42.784
4	1:38.208	+0.380	11:37:20.992
5	1:38.405	+0.577	11:38:59.397
6	1:39.836	+2.008	11:40:39.233
7	1:40.444	+2.616	11:42:19.677

(36) Michael Poulsen

1			11:32:13.026
2	1:38.400		11:33:51.426
3	1:39.337	+0.937	11:35:30.763
4	1:40.130	+1.730	11:37:10.893
5	1:45.052	+6.652	11:38:55.945
6	1:42.104	+3.704	11:40:38.049
7	1:43.539	+5.139	11:42:21.588

(149) Birger Golubov

1			11:45:49.455
2	1:54.171	+12.985	11:47:43.626
3	1:41.186		11:49:24.812

(17) Anna Adbring

1			11:32:01.999
2	1:42.378	+1.072	11:33:44.377
3	1:41.396	+0.090	11:35:25.773
4	1:41.656	+0.350	11:37:07.429

Lap	Lap Tm	Diff	Time of Day
5	1:41.306		11:38:48.735
6	1:42.604	+1.298	11:40:31.339
7	1:41.483	+0.177	11:42:12.822

(437) Anders D. Kristensen

1			11:46:35.801
2	1:54.549	+13.226	11:48:30.350
3	1:41.323		11:50:11.673

(335) Magnus Sell

1			11:46:42.171
2	1:50.532	+8.270	11:48:32.703
3	1:42.262		11:50:14.965

(47) Jan-Whilly Jansson

1			11:44:19.948
2	2:16.019	+33.530	11:46:35.967
3	1:42.489		11:48:18.456
4	1:45.703	+3.214	11:50:04.159

(50) Tonni Foged Hansen

1			11:46:08.511
2	1:59.840	+16.334	11:48:08.351
3	1:43.506		11:49:51.857

(210) Bjarne Krohn

1			11:44:42.032
2	2:05.442	+20.826	11:46:47.474
3	1:47.324	+2.708	11:48:34.798
4	1:44.616		11:50:19.414

(454) Daniel Haggren

1			11:44:42.055
2	2:07.614	+22.084	11:46:49.669
3	1:46.074	+0.544	11:48:35.743
4	1:45.530		11:50:21.273

(7) Michael Skindersø

1			11:46:07.168
2	1:56.095	+9.820	11:48:03.263
3	1:46.275		11:49:49.538

(5) Kasper Damsgaard

1			11:47:08.365
2	1:46.783		11:48:55.148

(39) Morten Asterg Berz

1			11:44:31.693
2	2:13.099	+26.298	11:46:44.792
3	1:47.469	+0.668	11:48:32.261
4	1:46.801		11:50:19.062

(78) Søren Obel

1			11:45:22.556
2	1:54.525	+6.878	11:47:17.081
3	1:47.647		11:49:04.728

(10) Lukas Ekstam

1			11:44:25.696
2	4.493	-1:43.389	11:44:30.189
3	2:14.435	+26.553	11:46:44.624
4	1:48.817	+0.935	11:48:33.441
5	1:47.882		11:50:21.323

(750) Jacob Zurcher

1			11:44:34.735
---	--	--	--------------

Chief of Timing & Scoring

Race Director

Orbits

www.mylaps.com

Licensed to: Zenergy Racing

Mantorp Park


Saturday

Blue 1130-1145

Qualifying started at 11:30:48

Mantorp Park 3.106 km

5/17/2014 11:30



Lap	Lap Tm	Diff	Time of Day
2	2:12.913	+24.861	11:46:47.648
3	1:48.052		11:48:35.700
4	1:50.531	+2.479	11:50:26.231
<hr/>			
(37) Mick Holm			
1			11:44:32.976
2	2:16.518	+28.253	11:46:49.494
3	1:51.200	+2.935	11:48:40.694
4	1:48.265		11:50:28.959
<hr/>			
(908) Jacob Holm			
1			11:45:54.830
2	1:55.822	+6.268	11:47:50.652
3	1:49.554		11:49:40.206
<hr/>			
(98) Paulo frydkjær cheistensen			
1			11:44:47.968
2	2:10.824	+19.715	11:46:58.792
3	1:51.109		11:48:49.901
<hr/>			
(457) Petter Johansson			
1			11:45:03.575
2	2:09.228	+17.420	11:47:12.803
3	1:51.808		11:49:04.611
<hr/>			
(87) Dennis Skougaard Jensen			
1			11:45:39.484
2	2:03.383	+11.112	11:47:42.867
3	1:52.271		11:49:35.138
<hr/>			
(214) Markus Adbring			
1			11:44:37.726
2	2:14.743	+21.927	11:46:52.469
3	1:52.816		11:48:45.285
<hr/>			
(25) Peter Kofoed			
1			11:46:00.789
2	2:06.745	+13.816	11:48:07.534
3	1:52.929		11:50:00.463
<hr/>			
(89) Martin Wittrock			
1			11:45:15.189
2	2:05.095	+11.450	11:47:20.284
3	1:53.645		11:49:13.929
<hr/>			
(180) Jan Just			
1			11:45:45.686
2	2:11.033	+16.716	11:47:56.719
3	1:54.317		11:49:51.036
<hr/>			
(6) Ditte Sommer			
1			11:45:59.163
2	2:09.170	+13.744	11:48:08.333
3	1:55.426		11:50:03.759
<hr/>			
(90) Jeppe Terp Scharling			
1			11:45:37.291
2	2:13.227	+15.071	11:47:50.518
3	1:58.156		11:49:48.674
<hr/>			
(360) Bjarke Brøndgaard			
1			11:45:02.258
2	2:11.106	+11.455	11:47:13.364
3	1:59.651		11:49:13.015
<hr/>			
(85) Steffen Skougaard Jensen			

Lap	Lap Tm	Diff	Time of Day
1			11:44:55.267
2	2:14.977	+13.981	11:47:10.244
3	2:00.996		11:49:11.240
<hr/>			
(820) Peter Larsen			
1			11:45:44.008
2	2:12.112	+8.172	11:47:56.120
3	2:03.940		11:50:00.060
<hr/>			
(34) Kenn Hansen			
1			11:47:57.732
2	2:06.302		11:50:04.034
<hr/>			
(84) Sebastian Liebon			
1			11:44:55.707
2	2:25.502	+15.268	11:47:21.209
3	2:10.234		11:49:31.443
<hr/>			
(447) sa Lindman			
1			11:44:57.769
2	2:27.881	+9.043	11:47:25.650
3	2:18.838		11:49:44.488
<hr/>			
(393) Thomas Eisenreich			
1			11:50:22.635

Lap	Lap Tm	Diff	Time of Day
-----	--------	------	-------------