

# Mantorp Park


Friday

Red 1200-1220

Qualifying started at 11:55:53

Mantorp Park 3.106 km

5/16/2014 12:00



Lap	Lap Tm	Diff	Time of Day
<b>(55) Andreas Stefansen</b>			
1			12:00:01.269
2	1:42.437	+17.899	12:01:43.706
3	1:29.727	+5.189	12:03:13.433
4	1:30.057	+5.519	12:04:43.490
5	<b>1:24.538</b>		12:06:08.028
6	1:26.956	+2.418	12:07:34.984
7	2:00.091	+35.553	12:09:35.075

Lap	Lap Tm	Diff	Time of Day
<b>(75) Bo Pedersen</b>			
1			12:03:56.455
2	1:43.429	+17.578	12:05:39.884
3	1:26.832	+0.981	12:07:06.716
4	1:26.647	+0.796	12:08:33.363
5	1:27.773	+1.922	12:10:01.136
6	<b>1:25.851</b>		12:11:26.987
7	1:26.245	+0.394	12:12:53.232
8	1:27.602	+1.751	12:14:20.834
9	1:30.857	+5.006	12:15:51.691

Lap	Lap Tm	Diff	Time of Day
<b>(352) Ivan Saaby</b>			
1			12:01:48.572
2	1:32.448	+6.594	12:03:21.020
3	1:28.670	+2.816	12:04:49.690
4	1:27.133	+1.279	12:06:16.823
5	1:26.012	+0.158	12:07:42.835
6	1:26.186	+0.332	12:09:09.021
7	1:26.824	+0.970	12:10:35.845
8	<b>1:25.854</b>		12:12:01.699
9	1:26.320	+0.466	12:13:28.019
10	1:26.409	+0.555	12:14:54.428
11	1:26.169	+0.315	12:16:20.597

Lap	Lap Tm	Diff	Time of Day
<b>(888) Christian Steensen</b>			
1			12:03:15.901
2	2:04.776	+38.844	12:05:20.677
3	1:55.748	+29.816	12:07:16.425
4	1:30.636	+4.704	12:08:47.061
5	1:29.528	+3.596	12:10:16.589
6	1:29.232	+3.300	12:11:45.821
7	<b>1:25.932</b>		12:13:11.753
8	1:27.667	+1.735	12:14:39.420

Lap	Lap Tm	Diff	Time of Day
<b>(138) Rune Stove Romdal</b>			
1			12:00:40.469
2	1:39.436	+13.345	12:02:19.905
3	1:28.332	+2.241	12:03:48.237
4	1:29.050	+2.959	12:05:17.287
5	1:26.199	+0.108	12:06:43.486
6	1:27.427	+1.336	12:08:10.913
7	1:26.388	+0.297	12:09:37.301
8	1:26.531	+0.440	12:11:03.832
9	1:27.544	+1.453	12:12:31.376
10	1:26.866	+0.775	12:13:58.242
11	<b>1:26.091</b>		12:15:24.333
12	1:27.219	+1.128	12:16:51.552

Lap	Lap Tm	Diff	Time of Day
<b>(820) Peter Larsen</b>			
1			12:01:38.048
2	1:38.703	+12.557	12:03:16.751
3	1:29.546	+3.400	12:04:46.297
4	1:31.749	+5.603	12:06:18.046
5	1:28.447	+2.301	12:07:46.493
6	1:27.597	+1.451	12:09:14.090
7	1:28.602	+2.456	12:10:42.692

Lap	Lap Tm	Diff	Time of Day
8	1:27.179	+1.033	12:12:09.871
9	<b>1:26.146</b>		12:13:36.017
10	1:27.973	+1.827	12:15:03.990
11	1:27.072	+0.926	12:16:31.062

Lap	Lap Tm	Diff	Time of Day
<b>(369) Karsten Kirk</b>			
1			12:00:13.418
2	1:41.108	+14.740	12:01:54.526
3	1:28.291	+1.923	12:03:22.817
4	1:28.020	+1.652	12:04:50.837
5	1:30.261	+3.893	12:06:21.098
6	1:29.442	+3.074	12:07:50.540
7	1:27.708	+1.340	12:09:18.248
8	1:26.980	+0.612	12:10:45.228
9	1:26.976	+0.608	12:12:12.204
10	<b>1:26.368</b>		12:13:38.572
11	1:27.546	+1.178	12:15:06.118
12	1:26.927	+0.559	12:16:33.045

Lap	Lap Tm	Diff	Time of Day
<b>(48) Hans H. Hansen</b>			
1			12:05:57.469
2	1:36.033	+9.577	12:07:33.502
3	<b>1:26.456</b>		12:08:59.958
4	1:26.953	+0.497	12:10:26.911
5	1:28.289	+1.833	12:11:55.200
6	1:28.264	+1.808	12:13:23.464
7	1:27.991	+1.535	12:14:51.455
8	1:26.567	+0.111	12:16:18.022

Lap	Lap Tm	Diff	Time of Day
<b>(88) Søren Hornbech</b>			
1			12:00:51.682
2	1:35.606	+8.874	12:02:27.288
3	1:29.715	+2.983	12:03:57.003
4	1:29.013	+2.281	12:05:26.016
5	1:29.108	+2.376	12:06:55.124
6	1:28.307	+1.575	12:08:23.431
7	1:27.354	+0.622	12:09:50.785
8	1:28.237	+1.505	12:11:19.022
9	<b>1:26.732</b>		12:12:45.754
10	1:27.287	+0.555	12:14:13.041
11	1:27.190	+0.458	12:15:40.231

Lap	Lap Tm	Diff	Time of Day
<b>(200) Harry Ekman</b>			
1			12:02:47.356
2	1:40.806	+13.314	12:04:28.162
3	1:29.994	+2.502	12:05:58.156
4	1:28.453	+0.961	12:07:26.609
5	1:28.846	+1.354	12:08:55.455
6	<b>1:27.492</b>		12:10:22.947
7	1:28.191	+0.699	12:11:51.138
8	1:29.799	+2.307	12:13:20.937
9	1:28.600	+1.108	12:14:49.537
10	1:27.997	+0.505	12:16:17.534

Lap	Lap Tm	Diff	Time of Day
<b>(107) Jerry Skovgaard</b>			
1			12:00:58.330
2	1:33.910	+5.998	12:02:32.240
3	1:30.243	+2.331	12:04:02.483
4	1:29.093	+1.181	12:05:31.576
5	1:28.361	+0.449	12:06:59.937
6	1:29.868	+1.956	12:08:29.805
7	1:28.502	+0.590	12:09:58.307
8	1:28.274	+0.362	12:11:26.581
9	<b>1:27.912</b>		12:12:54.493

Lap	Lap Tm	Diff	Time of Day
<b>(4) Anders Larsen</b>			

Lap	Lap Tm	Diff	Time of Day
1			12:03:32.867
2	1:38.262	+10.173	12:05:11.129
3	1:30.801	+2.712	12:06:41.930
4	1:29.994	+1.905	12:08:11.924
5	<b>1:28.089</b>		12:09:40.013
6	1:30.644	+2.555	12:11:10.657
7	1:29.002	+0.913	12:12:39.659
8	1:29.451	+1.362	12:14:09.110
9	1:28.947	+0.858	12:15:38.057
10	1:29.803	+1.714	12:17:07.860

Lap	Lap Tm	Diff	Time of Day
<b>(824) Krister Turpeinen</b>			
1			12:02:21.985
2	1:48.922	+20.188	12:04:10.907
3	1:31.991	+3.257	12:05:42.898
4	1:31.949	+3.215	12:07:14.847
5	1:31.779	+3.045	12:08:46.626
6	1:31.130	+2.396	12:10:17.756
7	1:31.817	+3.083	12:11:49.573
8	<b>1:28.734</b>		12:13:18.307
9	1:29.653	+0.919	12:14:47.960

Lap	Lap Tm	Diff	Time of Day
<b>(110) Danny Lambrecht</b>			
1			12:01:15.781
2	1:37.413	+7.918	12:02:53.194
3	1:31.292	+1.797	12:04:24.486
4	1:30.454	+0.959	12:05:54.940
5	1:29.949	+0.454	12:07:24.889
6	<b>1:29.495</b>		12:08:54.384
7	1:30.346	+0.851	12:10:24.730
8	1:30.310	+0.815	12:11:55.040
9	1:30.693	+1.198	12:13:25.733
10	1:30.563	+1.068	12:14:56.296
11	1:29.854	+0.359	12:16:26.150

Lap	Lap Tm	Diff	Time of Day
<b>(353) Kim Enevoldsen</b>			
1			12:02:55.895
2	1:38.655	+9.065	12:04:34.550
3	1:31.099	+1.509	12:06:05.649
4	1:31.018	+1.428	12:07:36.667
5	1:29.866	+0.276	12:09:06.533
6	1:29.734	+0.144	12:10:36.267
7	1:29.692	+0.102	12:12:05.959
8	<b>1:29.590</b>		12:13:35.549
9	1:30.275	+0.685	12:15:05.824

Lap	Lap Tm	Diff	Time of Day
<b>(104) Niels Joergensen</b>			
1			12:01:46.211
2	1:39.833	+10.188	12:03:26.044
3	1:31.681	+2.036	12:04:57.725
4	1:30.567	+0.922	12:06:28.292
5	1:32.428	+2.783	12:08:00.720
6	1:29.767	+0.122	12:09:30.487
7	<b>1:29.645</b>		12:11:00.132
8	1:30.997	+1.352	12:12:31.129
9	1:30.310	+0.665	12:14:01.439
10	1:32.545	+2.900	12:15:33.984
11	1:30.322	+0.677	12:17:04.306

Lap	Lap Tm	Diff	Time of Day
<b>(80) Brian Olsen</b>			
1			12:00:03.476
2	1:49.641	+19.990	12:01:53.117
3	1:31.635	+1.984	12:03:24.752
4	1:31.083	+1.432	12:04:55.835
5	1:31.406	+1.755	12:06:27.241
6	1:30.700	+1.049	12:07:57.941

Chief of Timing & Scoring

Race Director

Orbits

www.mylaps.com

Licensed to: Zenergy Racing

# Mantorp Park


Friday

Red 1200-1220

Qualifying started at 11:55:53

Mantorp Park 3.106 km

5/16/2014 12:00



Lap	Lap Tm	Diff	Time of Day
7	1:30.048	+0.397	12:09:27.989
8	<b>1:29.651</b>		12:10:57.640
9	1:31.507	+1.856	12:12:29.147
10	1:31.638	+1.987	12:14:00.785
11	1:30.038	+0.387	12:15:30.823

(115) Søren Lundh

1			12:00:50.245
2	1:37.456	+7.721	12:02:27.701
3	1:31.372	+1.637	12:03:59.073
4	1:31.279	+1.544	12:05:30.352
5	1:30.735	+1.000	12:07:01.087
6	1:31.318	+1.583	12:08:32.405
7	1:31.641	+1.906	12:10:04.046
8	<b>1:29.735</b>		12:11:33.781
9	1:30.321	+0.586	12:13:04.102
10	1:34.395	+4.660	12:14:38.497
11	1:31.004	+1.269	12:16:09.501

(515) Jonas Husted

1			11:59:54.421
2	1:41.199	+11.124	12:01:35.620
3	1:34.451	+4.376	12:03:10.071
4	1:33.721	+3.646	12:04:43.792
5	1:31.953	+1.878	12:06:15.745
6	1:30.451	+0.376	12:07:46.196
7	1:31.085	+1.010	12:09:17.281
8	1:31.797	+1.722	12:10:49.078
9	1:32.500	+2.425	12:12:21.578
10	1:31.473	+1.398	12:13:53.051
11	<b>1:30.075</b>		12:15:23.126
12	1:30.759	+0.684	12:16:53.885

(860) Rikke Andersen

1			12:01:51.611
2	1:51.641	+21.564	12:03:43.252
3	1:33.562	+3.485	12:05:16.814
4	1:31.489	+1.412	12:06:48.303
5	1:30.692	+0.615	12:08:18.995
6	<b>1:30.077</b>		12:09:49.072
7	1:30.870	+0.793	12:11:19.942
8	1:31.206	+1.129	12:12:51.148
9	1:33.686	+3.609	12:14:24.834
10	1:30.730	+0.653	12:15:55.564
11	1:30.683	+0.606	12:17:26.247

(283) Henrik Nielsen

1			12:02:27.613
2	1:45.567	+15.469	12:04:13.180
3	1:31.014	+0.916	12:05:44.194
4	1:31.660	+1.562	12:07:15.854
5	1:31.709	+1.611	12:08:47.563
6	1:31.450	+1.352	12:10:19.013
7	1:37.531	+7.433	12:11:56.544
8	1:30.800	+0.702	12:13:27.344
9	1:44.218	+14.120	12:15:11.562
10	<b>1:30.098</b>		12:16:41.660

(269) Torben Eskildsen

1			11:58:39.088
2	1:56.179	+26.011	12:00:35.267
3	1:34.008	+3.840	12:02:09.275
4	1:34.522	+4.354	12:03:43.797
5	1:33.407	+3.239	12:05:17.204
6	1:31.627	+1.459	12:06:48.831
7	1:30.986	+0.818	12:08:19.817

Lap	Lap Tm	Diff	Time of Day
8	1:30.596	+0.428	12:09:50.413
9	1:30.237	+0.069	12:11:20.650
10	1:30.915	+0.747	12:12:51.565
11	1:32.307	+2.139	12:14:23.872
12	1:30.245	+0.077	12:15:54.117
13	<b>1:30.168</b>		12:17:24.285

(250) Johanna Innerfors

1			12:01:35.657
2	1:44.247	+13.875	12:03:19.904
3	1:31.986	+1.614	12:04:51.890
4	1:31.585	+1.213	12:06:23.475
5	1:33.189	+2.817	12:07:56.664
6	1:32.716	+2.344	12:09:29.380
7	1:31.797	+1.425	12:11:01.177
8	1:31.293	+0.921	12:12:32.470
9	<b>1:30.372</b>		12:14:02.842
10	1:32.303	+1.931	12:15:35.145
11	1:31.377	+1.005	12:17:06.522

(35) Lars Lindman

1			12:01:32.124
2	1:46.101	+15.396	12:03:18.225
3	1:31.796	+1.091	12:04:50.021
4	1:32.713	+2.008	12:06:22.734
5	1:33.269	+2.564	12:07:56.003
6	1:32.642	+1.937	12:09:28.645
7	1:32.805	+2.100	12:11:01.450
8	1:31.802	+1.097	12:12:33.252
9	<b>1:30.705</b>		12:14:03.957
10	1:31.338	+0.633	12:15:35.295
11	1:32.586	+1.881	12:17:07.881

(122) Filip Rasmussen

1			12:00:11.915
2	1:43.946	+13.162	12:01:55.861
3	1:32.041	+1.257	12:03:27.902
4	<b>1:30.784</b>		12:04:58.686
5	1:30.941	+0.157	12:06:29.627
6	1:31.651	+0.867	12:08:01.278
7	1:32.314	+1.530	12:09:33.592
8	1:32.100	+1.316	12:11:05.692
9	1:32.066	+1.282	12:12:37.758

(51) Mikkel Bay

1			12:00:53.236
2	1:41.212	+10.428	12:02:34.448
3	1:32.560	+1.776	12:04:07.008
4	1:32.580	+1.796	12:05:39.588
5	1:32.432	+1.648	12:07:12.020
6	1:32.928	+2.144	12:08:44.948
7	1:32.470	+1.686	12:10:17.418
8	<b>1:30.784</b>		12:11:48.202
9	1:31.683	+0.899	12:13:19.885

(71) Kim Skovholm

1			12:02:53.077
2	1:40.159	+9.046	12:04:33.236
3	1:32.416	+1.303	12:06:05.652
4	1:32.516	+1.403	12:07:38.168
5	1:32.137	+1.024	12:09:10.305
6	1:32.444	+1.331	12:10:42.749
7	1:32.047	+0.934	12:12:14.796
8	1:31.575	+0.462	12:13:46.371
9	1:31.650	+0.537	12:15:18.021
10	<b>1:31.113</b>		12:16:49.134

Lap	Lap Tm	Diff	Time of Day
(467) Mihael Orehed			
1			12:00:48.305
2	1:38.588	+6.978	12:02:26.893
3	1:35.883	+4.273	12:04:02.776
4	1:33.681	+2.071	12:05:36.457
5	1:33.466	+1.856	12:07:09.923
6	1:35.907	+4.297	12:08:45.830
7	1:32.799	+1.189	12:10:18.629
8	<b>1:31.610</b>		12:11:50.239
9	1:33.072	+1.462	12:13:23.311

(524) Klaus Kjelgaard

1			12:01:31.324
2	1:41.652	+9.899	12:03:12.976
3	1:33.600	+1.847	12:04:46.576
4	1:34.290	+2.537	12:06:20.866
5	1:31.985	+0.232	12:07:52.851
6	1:32.271	+0.518	12:09:25.122
7	<b>1:31.753</b>		12:10:56.875
8	1:32.081	+0.328	12:12:28.956
9	1:31.992	+0.239	12:14:00.948
10	1:33.317	+1.564	12:15:34.265
11	1:32.408	+0.655	12:17:06.673

(60) Troels Bertelsen

1			12:02:09.386
2	1:41.480	+9.555	12:03:50.866
3	1:34.662	+2.737	12:05:25.528
4	1:33.372	+1.447	12:06:58.900
5	1:33.283	+1.358	12:08:32.183
6	1:33.057	+1.132	12:10:05.240
7	1:32.896	+0.971	12:11:38.136
8	<b>1:31.925</b>		12:13:10.061
9	1:32.435	+0.510	12:14:42.496
10	1:32.367	+0.442	12:16:14.863

(465) Johnny Nordman

1			11:59:07.974
2	1:46.854	+14.920	12:00:54.828
3	1:36.422	+4.488	12:02:31.250
4	1:33.199	+1.265	12:04:04.449
5	1:32.519	+0.585	12:05:36.968
6	1:34.579	+2.645	12:07:11.547
7	1:32.491	+0.557	12:08:44.038
8	<b>1:31.934</b>		12:10:15.972
9	1:33.502	+1.568	12:11:49.474
10	1:33.467	+1.533	12:13:22.941

(11) Ellinor Nilsson-Milde

1			12:01:34.318
2	1:44.983	+12.754	12:03:19.301
3	1:32.852	+0.623	12:04:52.153
4	<b>1:32.229</b>		12:06:24.382
5	2:23.864	+51.635	12:08:48.246
6	1:39.940	+7.711	12:10:28.186
7	1:32.552	+0.323	12:12:00.738
8	1:32.691	+0.462	12:13:33.429
9	1:32.900	+0.671	12:15:06.329
10	1:33.706	+1.477	12:16:40.035

(58) Kasper Schou Nielsen

1			12:01:57.717
2	1:50.718	+18.460	12:03:48.435
3	1:32.820	+0.562	12:05:21.255
4	1:33.053	+0.795	12:06:54.308

Chief of Timing & Scoring

Race Director

Orbits

www.mylaps.com

Licensed to: Zenergy Racing

# Mantorp Park


Friday

Mantorp Park 3.106 km

Red 1200-1220

5/16/2014 12:00

Qualifying started at 11:55:53



Lap	Lap Tm	Diff	Time of Day
5	1:32.677	+0.419	12:08:26.985
6	1:32.327	+0.069	12:09:59.312
7	1:32.366	+0.108	12:11:31.678
8	<b>1:32.258</b>		12:13:03.936
9	1:33.718	+1.460	12:14:37.654
10	1:33.556	+1.298	12:16:11.210

(68) Peter Ekholm

1			12:01:20.169
2	1:49.618	+14.175	12:03:09.787
3	1:36.086	+0.643	12:04:45.873
4	1:35.541	+0.098	12:06:21.414
5	1:39.500	+4.057	12:08:00.914
6	1:37.430	+1.987	12:09:38.344
7	1:36.486	+1.043	12:11:14.830
8	<b>1:35.443</b>		12:12:50.273
9	1:36.002	+0.559	12:14:26.275
10	1:35.621	+0.178	12:16:01.896

Lap Lap Tm Diff Time of Day

Lap Lap Tm Diff Time of Day