

## Slovakiaring 17-20.04.2014

Thursday	
7.00 - 9.00	Registration
7.15-7.45	Riders briefing*
9.00-9.20	Black
9.20-9.40	Red
9.40-10.00	Blue
10.00-10.20	Yellow
10.20-10.40	Black
10.40-11.00	Red
11.00-11.20	Blue
11.20-11.40	Yellow
11.40-12.00	Black
12.00-12.20	Red
12.20-12.40	Blue
12.40-13.00	Yellow
<b>13.00-14.00</b>	<b>Lunch break</b>
14.00-14.20	Black
14.20-14.40	Red
14.40-15.00	Blue
15.00-15.20	Yellow
15.20-15.40	Black
15.40-16.00	Red
16.00-16.20	Blue
16.20-16.40	Yellow
16.40-17.00	Black
17.00-17.20	Red
17.20-17.40	Blue
17.40-18.00	Yellow

Friday	
7.00 - 8.00	Registration
7.30-7.45	Riders briefing*
9.00-9.20	Black
9.20-9.40	Red
9.40-10.00	Blue
10.00-10.20	Yellow
10.20-10.40	Black
10.40-11.00	Red
11.00-11.20	Blue
11.20-11.40	Yellow
11.40-12.00	Black
12.00-12.20	Red
12.20-12.40	Blue
12.40-13.00	Yellow
<b>13.00-14.00</b>	<b>Lunch break</b>
14.00-14.25	ZC 600+1000 A
14.25-14.50	ZC 600+1000 B
14.50-15.15	ZC 600+1000 C
15.15-15.40	ZC 600+1000 D**
15.40-16.00	Black
16.00-16.20	Red
16.20-16.40	Blue
16.40-17.00	Yellow
17.00-17.15	Black
17.15-17.30	Red
17.30-17.45	Blue
17.45-18.00	Yellow
18.15-18.30	Awards

Saturday	
7.00 - 8.00	Registration
7.30-7.45	Riders briefing*
9.00-9.15	Black
9.15-9.30	Red
9.30-9.45	Blue
9.45-10.00	Yellow
10.00-10.15	Black
10.15-10.30	Red
10.30-10.45	Blue
10.45-11.00	Yellow
11.00-11.15	Black
11.15-11.30	Red
11.30-11.45	Blue
11.45-12.00	Yellow
12.00-12.30	ZC 600
12.30-13.00	ZC 1000
<b>13.00-14.00</b>	<b>Lunch break</b>
14.00-14.25	ZC 600+1000 C
14.25-14.50	ZC 600+1000 D**
15.00-18.00	Zen-durance
18.15-18.30	Awards

Sunday	
7.00 - 8.00	Registration
7.15-7.45	Riders briefing*
9.00-9.20	Black
9.20-9.40	Red
9.40-10.00	Blue
10.00-10.20	Yellow
10.20-10.40	Black
10.40-11.00	Red
11.00-11.20	Blue
11.20-11.40	Yellow
11.40-12.00	Black
12.00-12.20	Red
12.20-12.40	Blue
12.40-13.00	Yellow
<b>13.00-14.00</b>	<b>Lunch break</b>
14.00-14.30	ZC 600
14.30-15.00	ZC 1000
15.00-15.25	ZC 600+1000 C
15.25-15.50	ZC 600+1000 D**
15.50-16.10	Black
16.10-16.30	Red
16.30-16.50	Blue
16.50-17.10	Yellow
17.10-17.30	Black+Red
17.30-17.45	Blue
17.45-18.00	Yellow
18.15-18.30	Awards

\* Compulsory - all riders must attend!  
 \*\* If sufficient participants, otherwise yellow group  
 - Zenergy Challenge (ZC) included in registration fee. Included in registration fee.  
 - Zen-durance included in registration fee on a first come basis, minimum 3 riders per team.

## Slovakiaring [4/17/2014]

Thursday

Blue 0940-1000

Qualifying started at 9:42:03

Slovakiaring 5.922 Km

4/17/2014 09:40

Lap	Lap Tm	Diff	Time of Day
<b>(69) Karsten Kirk Andersen</b>			
1			9:44:14.359
2	2:47.810	+13.646	9:47:02.169
3	2:42.849	+8.685	9:49:45.018
4	2:39.278	+5.114	9:52:24.296
5	2:37.867	+3.703	9:55:02.163
6	<b>2:34.164</b>		9:57:36.327

Lap	Lap Tm	Diff	Time of Day
<b>(333) Don Wanthanang mangler at betale 2600 for Mantorp</b>			
1			9:45:57.119
2	2:50.749	+11.972	9:48:47.868
3	2:55.902	+17.125	9:51:43.770
4	2:44.578	+5.801	9:54:28.348
5	<b>2:38.777</b>		9:57:07.125
6	3:04.537	+25.760	10:00:11.662

Lap	Lap Tm	Diff	Time of Day
<b>(161) Bent Fischer</b>			
1			9:44:14.516
2	2:48.517	+8.421	9:47:03.033
3	2:49.014	+8.918	9:49:52.047
4	<b>2:40.096</b>		9:52:32.143
5	2:41.071	+0.975	9:55:13.214
6	2:44.291	+4.195	9:57:57.505

Lap	Lap Tm	Diff	Time of Day
<b>(91) Kay Dagsberg</b>			
1			9:47:18.996
2	2:54.155	+14.039	9:50:13.151
3	2:50.970	+10.854	9:53:04.121
4	<b>2:40.116</b>		9:55:44.237
5	3:00.754	+20.638	9:58:44.991

Lap	Lap Tm	Diff	Time of Day
<b>(133) "Niko Mäkinen</b>			
1			9:45:19.129
2	2:49.518	+9.329	9:48:08.647
3	2:50.630	+10.441	9:50:59.277
4	<b>2:40.189</b>		9:53:39.466
5	2:56.056	+15.867	9:56:35.522
6	3:03.013	+22.824	9:59:38.535

Lap	Lap Tm	Diff	Time of Day
<b>(211) Michael Jul Sørensen</b>			
1			9:45:19.495
2	2:47.293	+6.803	9:48:06.788
3	2:45.917	+5.427	9:50:52.705
4	<b>2:40.490</b>		9:53:33.195
5	2:43.068	+2.578	9:56:16.263

Lap	Lap Tm	Diff	Time of Day
<b>(250) Harly Bregendahl</b>			
1			9:44:15.175
2	2:57.172	+16.265	9:47:12.347
3	2:59.045	+18.138	9:50:11.392
4	2:53.979	+13.072	9:53:05.371
5	<b>2:40.907</b>		9:55:46.278
6	3:01.799	+20.892	9:58:48.077

Lap	Lap Tm	Diff	Time of Day
<b>(103) Poul Dam</b>			
1			9:44:14.734
2	3:03.846	+22.462	9:47:18.580
3	2:53.055	+11.671	9:50:11.635
4	2:45.198	+3.814	9:52:56.833
5	<b>2:41.384</b>		9:55:38.217
6	2:50.429	+9.045	9:58:28.646

Lap	Lap Tm	Diff	Time of Day
<b>(300) Janne Koivuniemi</b>			
1			9:44:19.240
2	2:55.443	+13.861	9:47:14.683

Lap	Lap Tm	Diff	Time of Day
3	2:48.494	+6.912	9:50:03.177
4	2:45.103	+3.521	9:52:48.280
5	<b>2:41.582</b>		9:55:29.862
6	2:53.324	+11.742	9:58:23.186

Lap	Lap Tm	Diff	Time of Day
<b>(195) Anders Adelbøg</b>			
1			9:45:26.422
2	2:52.422	+10.730	9:48:18.844
3	2:43.735	+2.043	9:51:02.579
4	<b>2:41.692</b>		9:53:44.271

Lap	Lap Tm	Diff	Time of Day
<b>(150) Jonas Dahlgren</b>			
1			9:44:18.181
2	2:59.875	+18.164	9:47:18.056
3	2:51.430	+9.719	9:50:09.486
4	2:49.222	+7.511	9:52:58.708
5	<b>2:41.711</b>		9:55:40.419
6	2:58.099	+16.388	9:58:38.518

Lap	Lap Tm	Diff	Time of Day
<b>(283) Henrik Nielsen</b>			
1			9:45:53.283
2	2:54.134	+10.687	9:48:47.417
3	2:56.836	+13.389	9:51:44.253
4	2:45.175	+1.728	9:54:29.428
5	<b>2:43.447</b>		9:57:12.875

Lap	Lap Tm	Diff	Time of Day
<b>(381) Benjamin Sørensen</b>			
1			9:45:33.059
2	2:45.630	+1.979	9:48:18.689
3	<b>2:43.651</b>		9:51:02.340

Lap	Lap Tm	Diff	Time of Day
<b>(350) Brian Rossing</b>			
1			9:45:22.455
2	2:58.093	+13.659	9:48:20.548
3	2:53.015	+8.581	9:51:13.563
4	2:49.369	+4.935	9:54:02.932
5	<b>2:44.434</b>		9:56:47.366
6	3:07.511	+23.077	9:59:54.877

Lap	Lap Tm	Diff	Time of Day
<b>(7) Aslan Hasan</b>			
1			9:48:48.884
2	2:52.099	+7.575	9:51:40.983
3	<b>2:44.524</b>		9:54:25.507
4	2:45.727	+1.203	9:57:11.234

Lap	Lap Tm	Diff	Time of Day
<b>(14) Thomas Kiss</b>			
1			9:46:00.708
2	2:55.367	+9.737	9:48:56.075
3	2:54.467	+8.837	9:51:50.542
4	<b>2:45.630</b>		9:54:36.172
5	2:46.656	+1.026	9:57:22.828

Lap	Lap Tm	Diff	Time of Day
<b>(533) Flemming Hole</b>			
1			9:45:01.873
2	2:58.376	+12.200	9:48:00.249
3	2:50.982	+4.806	9:50:51.231
4	<b>2:46.176</b>		9:53:37.407
5	2:46.782	+0.606	9:56:24.189

Lap	Lap Tm	Diff	Time of Day
<b>(68) John Myrup</b>			
1			9:45:18.675
2	3:00.971	+14.567	9:48:19.646
3	2:55.260	+8.856	9:51:14.906
4	2:51.277	+4.873	9:54:06.183
5	<b>2:46.404</b>		9:56:52.587
6	3:12.753	+26.349	10:00:05.340

Lap	Lap Tm	Diff	Time of Day
<b>(917) Flemming Vesterlund</b>			
1			9:45:27.441
2	2:56.446	+9.774	9:48:23.887
3	2:53.108	+6.436	9:51:16.995
4	2:50.529	+3.857	9:54:07.524
5	<b>2:46.672</b>		9:56:54.196

Lap	Lap Tm	Diff	Time of Day
<b>(444) Kenneth Fruensgaard</b>			
1			9:45:21.400
2	3:02.319	+15.519	9:48:23.719
3	2:53.047	+6.247	9:51:16.766
4	2:48.920	+2.120	9:54:05.686
5	<b>2:46.800</b>		9:56:52.486
6	3:06.357	+19.557	9:59:58.843

Lap	Lap Tm	Diff	Time of Day
<b>(237) Christoffer Sikjær Christiansen</b>			
1			9:48:18.700
2	2:54.753	+7.627	9:51:13.453
3	2:49.368	+2.242	9:54:02.821
4	<b>2:47.126</b>		9:56:49.947

Lap	Lap Tm	Diff	Time of Day
<b>(469) Anders Holmgård</b>			
1			9:45:28.144
2	2:56.588	+8.842	9:48:24.732
3	2:53.317	+5.571	9:51:18.049
4	2:49.406	+1.660	9:54:07.455
5	<b>2:47.746</b>		9:56:55.201

Lap	Lap Tm	Diff	Time of Day
<b>(327) Dainis Berzins</b>			
1			9:47:39.409
2	2:56.240	+8.224	9:50:35.649
3	<b>2:48.016</b>		9:53:23.665
4	2:52.362	+4.346	9:56:16.027
5	3:03.135	+15.119	9:59:19.162

Lap	Lap Tm	Diff	Time of Day
<b>(707) Allan Brandt</b>			
1			9:45:21.716
2	2:50.074	+1.887	9:48:11.790
3	<b>2:48.187</b>		9:50:59.977

Lap	Lap Tm	Diff	Time of Day
<b>(788) Stig Bundgaard</b>			
1			9:45:04.350
2	2:59.525	+11.148	9:48:03.875
3	2:53.720	+5.343	9:50:57.595
4	<b>2:48.377</b>		9:53:45.972
5	2:52.723	+4.346	9:56:38.695
6	3:09.737	+21.360	9:59:48.432

Lap	Lap Tm	Diff	Time of Day
<b>(85) Martin Sandberg</b>			
1			9:44:14.971
2	2:55.134	+6.537	9:47:10.105
3	2:52.555	+3.958	9:50:02.660
4	<b>2:48.597</b>		9:52:51.257
5	2:48.933	+0.336	9:55:40.190
6	3:06.083	+17.486	9:58:46.273

Lap	Lap Tm	Diff	Time of Day
<b>(6) Rene Jakobsen</b>			
1			9:45:32.549
2	2:56.450	+7.702	9:48:28.999
3	2:52.670	+3.922	9:51:21.669
4	2:51.264	+2.516	9:54:12.933
5	<b>2:48.748</b>		9:57:01.681
6	3:16.595	+27.847	10:00:18.276

Lap	Lap Tm	Diff	Time of Day
<b>(172) Lasse Mølskov</b>			

Chief of Timing &amp; Scoring

Race Director

Orbits

www.mylaps.com

Licensed to: Zenergy Racing

## Slovakiaring [4/17/2014]

Thursday

Blue 0940-1000

Qualifying started at 9:42:03

Slovakiaring 5.922 Km

4/17/2014 09:40

Lap	Lap Tm	Diff	Time of Day
1			9:45:18.302
2	2:59.112	+10.212	9:48:17.414
3	2:49.557	+0.657	9:51:06.971
4	<b>2:48.900</b>		9:53:55.871
5	2:49.237	+0.337	9:56:45.108
6	3:10.740	+21.840	9:59:55.848

(4) Anders Larsen			
Lap	Lap Tm	Diff	Time of Day
1			9:45:42.476
2	3:04.472	+15.112	9:48:46.948
3	2:56.478	+7.118	9:51:43.426
4	2:50.995	+1.635	9:54:34.421
5	<b>2:49.360</b>		9:57:23.781

(80) Morten Vejle Christoffersen			
Lap	Lap Tm	Diff	Time of Day
1			9:44:12.342
2	2:50.187	+0.454	9:47:02.529
3	2:53.106	+3.373	9:49:55.635
4	<b>2:49.733</b>		9:52:45.368
5	2:53.732	+3.999	9:55:39.100
6	3:01.310	+11.577	9:58:40.410

(800) Arne Hartmann			
Lap	Lap Tm	Diff	Time of Day
1			9:44:38.570
2	2:55.522	+4.548	9:47:34.092
3	<b>2:50.974</b>		9:50:25.066
4	2:59.230	+8.256	9:53:24.296

(220) Martin Jul sØRENSEN			
Lap	Lap Tm	Diff	Time of Day
1			9:45:22.748
2	2:59.888	+8.320	9:48:22.636
3	<b>2:51.568</b>		9:51:14.204

(65) Peter Olsen			
Lap	Lap Tm	Diff	Time of Day
1			9:46:01.885
2	3:01.069	+8.647	9:49:02.954
3	2:58.344	+5.922	9:52:01.298
4	2:56.006	+3.584	9:54:57.304
5	<b>2:52.422</b>		9:57:49.726

(94) Peter Asmussen			
Lap	Lap Tm	Diff	Time of Day
1			9:45:40.890
2	3:09.771	+16.663	9:48:50.661
3	2:59.634	+6.526	9:51:50.295
4	2:54.326	+1.218	9:54:44.621
5	<b>2:53.108</b>		9:57:37.729

(78) Bengt Börjesson			
Lap	Lap Tm	Diff	Time of Day
1			9:44:13.529
2	3:07.570	+13.747	9:47:21.099
3	2:57.088	+3.265	9:50:18.187
4	2:59.846	+6.023	9:53:18.033
5	<b>2:53.823</b>		9:56:11.856

(84) Tony Paukku			
Lap	Lap Tm	Diff	Time of Day
1			9:45:03.996
2	2:59.610	+4.188	9:48:03.606
3	<b>2:55.422</b>		9:50:59.028
4	2:56.413	+0.991	9:53:55.441
5	3:01.204	+5.782	9:56:56.645

(146) Ralf Lisell			
Lap	Lap Tm	Diff	Time of Day
1			9:44:14.159
2	3:05.476	+9.418	9:47:19.635
3	<b>2:56.058</b>		9:50:15.693
4	2:59.515	+3.457	9:53:15.208

Lap	Lap Tm	Diff	Time of Day
5	3:08.595	+12.537	9:56:23.803
6	3:28.364	+32.306	9:59:52.167

(160) Jack Hulstrøm			
Lap	Lap Tm	Diff	Time of Day
1			9:44:40.283
2	<b>2:56.396</b>		9:47:36.679

(198) Michael Vestergaard			
Lap	Lap Tm	Diff	Time of Day
1			9:44:37.523
2	3:02.534	+5.103	9:47:40.057
3	<b>2:57.431</b>		9:50:37.488
4	2:58.100	+0.669	9:53:35.588
5	3:02.961	+5.530	9:56:38.549
6	3:09.049	+11.618	9:59:47.598

(155) Tor Arne Kiil			
Lap	Lap Tm	Diff	Time of Day
1			9:51:55.831
2	3:02.026	+3.810	9:54:57.857
3	<b>2:58.216</b>		9:57:56.073

(474) Lars Gadekær			
Lap	Lap Tm	Diff	Time of Day
1			9:46:34.411
2	3:05.726	+6.812	9:49:40.137
3	3:00.668	+1.754	9:52:40.805
4	<b>2:58.914</b>		9:55:39.719
5	3:10.018	+11.104	9:58:49.737

(131) Seppo Paukku			
Lap	Lap Tm	Diff	Time of Day
1			9:44:17.046
2	3:05.014	+5.669	9:47:22.060
3	<b>2:59.345</b>		9:50:21.405
4	3:01.323	+1.978	9:53:22.728
5	3:00.209	+0.864	9:56:22.937
6	3:20.995	+21.650	9:59:43.932

(301) Jonas Skougaard			
Lap	Lap Tm	Diff	Time of Day
1			9:47:06.249
2	3:06.534	+4.622	9:50:12.783
3	<b>3:01.912</b>		9:53:14.695
4	3:07.065	+5.153	9:56:21.760

(169) Robert Persson			
Lap	Lap Tm	Diff	Time of Day
1			9:46:43.725
2	3:18.634	+16.698	9:50:02.359
3	3:11.340	+9.404	9:53:13.699
4	<b>3:01.936</b>		9:56:15.635
5	3:14.241	+12.305	9:59:29.876

(59) Billy Nilsson			
Lap	Lap Tm	Diff	Time of Day
1			9:46:50.607
2	3:11.584	+5.200	9:50:02.191
3	3:12.104	+5.720	9:53:14.295
4	<b>3:06.384</b>		9:56:20.679

(163) Klaus Mikkelsen			
Lap	Lap Tm	Diff	Time of Day
1			9:46:33.905
2	3:17.087	+9.187	9:49:50.992
3	3:22.410	+14.510	9:53:13.402
4	<b>3:07.900</b>		9:56:21.302
5	3:15.269	+7.369	9:59:36.571

(77) Charlotte Elmhed			
Lap	Lap Tm	Diff	Time of Day
1			9:52:27.906
2	<b>3:10.254</b>		9:55:38.160
3	3:21.795	+11.541	9:58:59.955

(39) Anders Polteq			
Lap	Lap Tm	Diff	Time of Day
1			9:46:57.890
2	3:18.840	+8.393	9:50:16.730
3	<b>3:10.447</b>		9:53:27.177
4	3:13.862	+3.415	9:56:41.039

(158) Jan Toft			
Lap	Lap Tm	Diff	Time of Day
1			9:46:19.152
2	3:20.627	+8.999	9:49:39.779
3	3:16.940	+5.312	9:52:56.719
4	<b>3:11.628</b>		9:56:08.347
5	3:14.398	+2.770	9:59:22.745

(67) George Fratilesco			
Lap	Lap Tm	Diff	Time of Day
1			9:46:50.106
2	3:21.203	+8.807	9:50:11.309
3	<b>3:12.396</b>		9:53:23.705
4	3:16.945	+4.549	9:56:40.650
5	3:23.615	+11.219	10:00:04.265

(465) Johnny Nordman			
Lap	Lap Tm	Diff	Time of Day
1			9:51:59.102
2	<b>3:12.557</b>		9:55:11.659
3	3:24.204	+11.647	9:58:35.863

(116) Lars Ole Pedersen			
Lap	Lap Tm	Diff	Time of Day
1			9:46:18.253
2	3:29.866	+4.906	9:49:48.119
3	<b>3:24.960</b>		9:53:13.079
4	3:25.818	+0.858	9:56:38.897
5	3:42.894	+17.934	10:00:21.791

(334) Robin Lundberg			
Lap	Lap Tm	Diff	Time of Day
1			9:55:25.146
2	<b>3:30.281</b>		9:58:55.427

(188) Casper Nørgaard			
Lap	Lap Tm	Diff	Time of Day
1			9:46:43.226
2	<b>3:32.207</b>		9:50:15.433
3	3:35.188	+2.981	9:53:50.621
4	3:41.796	+9.589	9:57:32.417

(710) Morten Lomholt			
Lap	Lap Tm	Diff	Time of Day
1			9:47:23.826

Chief of Timing &amp; Scoring

Race Director

Orbits

www.mylaps.com

Licensed to: Zenergy Racing

Thursday

Slovakiaring 5.922 Km

Blue 0940-1000

4/17/2014 09:40

Qualifying started at 9:42:03

Pos	No.	Name	Points	Best Tm	Diff	Best Speed	In Lap	Nat/State	Class
1	69	Karsten Kirk Andersen	0	2:34.164		138.289	6	Danmark	Superbike
2	333	Don Wanthanang mangle	0	2:38.777	4.613	134.271	5	Danmark	Supersport
3	161	Bent Fischer	0	2:40.096	5.932	133.165	4	Danmark	Superbike
4	91	Kay Dagsberg	0	2:40.116	5.952	133.148	4	Norge	Superbike
5	133	"NikoMäkinen	0	2:40.189	6.025	133.088	4	Finland	Pro-Superbike
6	211	Michael Jul Sørensen	0	2:40.490	6.326	132.838	4	Danmark	Supersport
7	250	Harly Bregendahl	0	2:40.907	6.743	132.494	5	Danmark	Supersport
8	103	Poul Dam	0	2:41.384	7.220	132.102	5	Danmark	no class
9	300	Janne Koivuniemi	0	2:41.582	7.418	131.940	5	Finland	Pro-Superbike
10	195	Anders Adelbøg	0	2:41.692	7.528	131.851	4	Danmark	Supersport
11	150	Jonas Dahlgren	0	2:41.711	7.547	131.835	5	Sverige	no class
12	283	Henrik Nielsen	0	2:43.447	9.283	130.435	5	Danmark	Supersport
13	381	Benjamin Sørensen	0	2:43.651	9.487	130.272	3	Danmark	Superbike
14	350	Brian Rossing	0	2:44.434	10.270	129.652	5	Danmark	no class
15	7	Aslan Hasan	0	2:44.524	10.360	129.581	3	Finland	Moto 4½
16	14	Thomas Kiss	0	2:45.630	11.466	128.716	4	Danmark	Supersport
17	533	Flemming Hole	0	2:46.176	12.012	128.293	4	Danmark	Superbike
18	68	John Myrup	0	2:46.404	12.240	128.117	5	Danmark	Supersport
19	917	Flemming Vesterlund	0	2:46.672	12.508	127.911	5	Danmark	Superbike
20	444	Kenneth Fruensgaard	0	2:46.800	12.636	127.813	5	Danmark	Superbike
21	237	Christoffer Sikjær Christia	0	2:47.126	12.962	127.564	4	Danmark	Supersport
22	469	Anders Holmgaard	0	2:47.746	13.582	127.092	5	Danmark	Supersport
23	327	Dainis Berzins	0	2:48.016	13.852	126.888	3	Latvia	Superbike
24	707	Allan Brandt	0	2:48.187	14.023	126.759	3	Danmark	Supersport
25	788	Stig Bundgaard	0	2:48.377	14.213	126.616	4	Danmark	Superbike
26	85	Martin Sandberg	0	2:48.597	14.433	126.451	4	Sverige	Superbike
27	6	Rene Jakobsen	0	2:48.748	14.584	126.337	5	Danmark	Supersport
28	172	Lasse Mølskov	0	2:48.900	14.736	126.224	4	Danmark	Superbike
29	4	Anders Larsen	0	2:49.360	15.196	125.881	5	Danmark	Superbike
30	80	Morten Vejle Christofferse	0	2:49.733	15.569	125.604	4	Danmark	Superbike
31	800	Arne Hartmann	0	2:50.974	16.810	124.693	3	Danmark	Superbike
32	220	Martin Jul SØRENSEN	0	2:51.568	17.404	124.261	3	Danmark	Supersport
33	65	Peter Olsen	0	2:52.422	18.258	123.645	5	Danmark	no class
34	94	Peter Asmussen	0	2:53.108	18.944	123.155	5	Danmark	Superbike
35	78	Bengt Börjesson	0	2:53.823	19.659	122.649	5	Sverige	Superbike
36	84	Tony Paukku	0	2:55.422	21.258	121.531	3	Sverige	Superbike
37	146	Ralf Lisell	0	2:56.058	21.894	121.092	3	Sverige	Supersport
38	160	Jack Hulstrøm	0	2:56.396	22.232	120.860	2	Danmark	Supersport
39	198	Michael Vestergaard	0	2:57.431	23.267	120.155	3	Danmark	Supersport
40	155	Tor Arne Kiil	0	2:58.216	24.052	119.626	3	Sverige	Pro-Supersport

Thursday

Slovakiaring 5.922 Km

Blue 0940-1000

4/17/2014 09:40

Qualifying started at 9:42:03

Pos	No.	Name	Points	Best Tm	Diff	Best Speed	In Lap	Nat/State	Class
41	474	Lars Gadekær	0	2:58.914	24.750	119.159	4	Danmark	Supersport
42	131	Seppo Paukku	0	2:59.345	25.181	118.873	3	Finland	no class
43	301	Jonas Skougaard	0	3:01.912	27.748	117.195	3	Danmark	no class
44	169	Robert Persson	0	3:01.936	27.772	117.180	4	Sverige	Superbike
45	59	Billy Nilsson	0	3:06.384	32.220	114.383	4	Sverige	Superbike
46	163	Klaus Mikkelsen	0	3:07.900	33.736	113.460	4	Danmark	Supersport
47	77	Charlotte Elmhed	0	3:10.254	36.090	112.057	2	Sverige	Superbike
48	39	Anders Polteg	0	3:10.447	36.283	111.943	3	Sverige	Superbike
49	158	Jan Toft	0	3:11.628	37.464	111.253	4	Danmark	Superbike
50	67	George Fratilesco	0	3:12.396	38.232	110.809	3	Danmark	Supersport
51	465	Johnny Nordman	0	3:12.557	38.393	110.716	2	Sverige	no class
52	116	Lars Ole Pedersen	0	3:24.960	50.796	104.016	3	Danmark	no class
53	334	Robin Lundberg	0	3:30.281	56.117	101.384	2	Sverige	Supersport
54	188	Casper Nørgaard	0	3:32.207	58.043	100.464	2	Danmark	no class
55	710	Morten Lomholt	0			-	0	Danmark	Superbike
56	199	Johan Kalen	0			-	0	Sverige	no class


Thursday

Blue 1100-1120

Qualifying started at 11:00:51

Slovakiaring 5.922 Km

4/17/2014 11:00



Lap	Lap Tm	Diff	Time of Day
<b>(161) Bent Fischer</b>			
1			11:04:11.789
2	2:39.251	+7.288	11:06:51.040
3	<b>2:31.963</b>		11:09:23.003
4	2:41.993	+10.030	11:12:04.996
5	2:34.976	+3.013	11:14:39.972
<b>(381) Benjamin Sørensen</b>			
1			11:04:26.099
2	<b>2:33.288</b>		11:06:59.387
3	2:35.736	+2.448	11:09:35.123
4	2:35.913	+2.625	11:12:11.036
5	2:38.055	+4.767	11:14:49.091
<b>(211) Michael Jul Sørensen</b>			
1			11:03:57.871
2	<b>2:34.360</b>		11:06:32.231
3	2:38.431	+4.071	11:09:10.662
<b>(69) Karsten Kirk Andersen</b>			
1			11:04:38.476
2	2:38.040	+3.573	11:07:16.516
3	<b>2:34.467</b>		11:09:50.983
4	2:40.271	+5.804	11:12:31.254
5	2:41.032	+6.565	11:15:12.286
<b>(300) Janne Koivuniemi</b>			
1			11:03:54.530
2	<b>2:35.181</b>		11:06:29.711
3	2:37.318	+2.137	11:09:07.029
4	2:36.272	+1.091	11:11:43.301
5	2:35.974	+0.793	11:14:19.275
<b>(800) Arne Hartmann</b>			
1			11:05:02.403
2	2:41.593	+5.470	11:07:43.996
3	<b>2:36.123</b>		11:10:20.119
4	2:39.676	+3.553	11:12:59.795
<b>(107) Jerry Skovgaard</b>			
1			11:03:39.966
2	<b>2:36.987</b>		11:06:16.953
3	2:40.911	+3.924	11:08:57.864
4	2:39.477	+2.490	11:11:37.341
5	2:41.796	+4.809	11:14:19.137
<b>(91) Kay Dagsberg</b>			
1			11:05:37.655
2	2:45.654	+8.456	11:08:23.309
3	2:47.292	+10.094	11:11:10.601
4	<b>2:37.198</b>		11:13:47.799
<b>(327) Dainis Berzins</b>			
1			11:04:59.343
2	<b>2:38.991</b>		11:07:38.334
3	2:40.011	+1.020	11:10:18.345
4	2:40.007	+1.016	11:12:58.352
<b>(110) Danny Lambrecht</b>			
1			11:03:40.195
2	2:39.806	+0.707	11:06:20.001
3	2:42.472	+3.373	11:09:02.473
4	2:41.162	+2.063	11:11:43.635
5	<b>2:39.099</b>		11:14:22.734

Lap	Lap Tm	Diff	Time of Day
<b>(250) Harly Bregendahl</b>			
1			11:03:44.100
2	<b>2:39.318</b>		11:06:23.418
3	2:42.935	+3.617	11:09:06.353
<b>(150) Jonas Dahlgren</b>			
1			11:03:40.847
2	2:40.207	+0.312	11:06:21.054
3	2:40.361	+0.466	11:09:01.415
4	2:43.034	+3.139	11:11:44.449
5	<b>2:39.895</b>		11:14:24.344
<b>(103) Poul Dam</b>			
1			11:03:27.725
2	2:48.092	+7.914	11:06:15.817
3	<b>2:40.178</b>		11:08:55.995
4	2:41.695	+1.517	11:11:37.690
5	2:40.978	+0.800	11:14:18.668
<b>(533) Flemming Hole</b>			
1			11:03:57.144
2	<b>2:40.464</b>		11:06:37.608
3	2:42.119	+1.655	11:09:19.727
4	2:45.245	+4.781	11:12:04.972
5	2:41.663	+1.199	11:14:46.635
<b>(8) Sandra Lenander</b>			
1			11:05:59.009
2	2:49.252	+8.781	11:08:48.261
3	2:46.002	+5.531	11:11:34.263
4	<b>2:40.471</b>		11:14:14.734
<b>(14) Thomas Kiss</b>			
1			11:03:54.543
2	2:42.346	+1.574	11:06:36.889
3	2:44.441	+3.669	11:09:21.330
4	<b>2:40.772</b>		11:12:02.102
5	2:44.281	+3.509	11:14:46.383
<b>(4) Anders Larsen</b>			
1			11:04:50.350
2	2:47.698	+6.347	11:07:38.048
3	<b>2:41.351</b>		11:10:19.399
4	2:42.706	+1.355	11:13:02.105
<b>(68) John Myrup</b>			
1			11:04:02.607
2	<b>2:41.483</b>		11:06:44.090
3	2:42.938	+1.455	11:09:27.028
4	2:46.342	+4.859	11:12:13.370
5	2:51.314	+9.831	11:15:04.684
<b>(333) Don Wanthanang mangler at betale 2600 for Mantorp</b>			
1			11:03:11.770
2	2:54.391	+12.658	11:06:06.161
3	<b>2:41.733</b>		11:08:47.894
4	2:46.112	+4.379	11:11:34.006
5	2:44.857	+3.124	11:14:18.863
<b>(80) Morten Vejle Christoffersen</b>			
1			11:04:44.458
2	<b>2:41.801</b>		11:07:26.259
3	2:43.080	+1.279	11:10:09.339
4	2:44.359	+2.558	11:12:53.698
<b>(848) Kim Skovholm</b>			

Lap	Lap Tm	Diff	Time of Day
1			11:04:06.129
2	2:46.844	+4.810	11:06:52.973
3	<b>2:42.034</b>		11:09:35.007
<b>(917) Flemming Vesterlund</b>			
1			11:05:18.836
2	2:48.373	+6.141	11:08:07.209
3	2:43.419	+1.187	11:10:50.628
4	<b>2:42.232</b>		11:13:32.860
<b>(350) Brian Rossing</b>			
1			11:04:19.331
2	<b>2:42.394</b>		11:07:01.725
3	2:44.073	+1.679	11:09:45.798
4	2:43.205	+0.811	11:12:29.003
5	2:48.761	+6.367	11:15:17.764
<b>(283) Henrik Nielsen</b>			
1			11:04:56.916
2	2:53.847	+10.763	11:07:50.763
3	<b>2:43.084</b>		11:10:33.847
4	2:45.895	+2.811	11:13:19.742
<b>(65) Peter Olsen</b>			
1			11:04:11.701
2	2:45.914	+2.797	11:06:57.615
3	2:45.424	+2.307	11:09:43.039
4	<b>2:43.117</b>		11:12:26.156
5	2:49.079	+5.962	11:15:15.235
<b>(133) "Niko" Mäkinen</b>			
1			11:09:45.009
2	<b>2:43.173</b>		11:12:28.182
3	2:49.238	+6.065	11:15:17.420
<b>(220) Martin Jul sØRENSEN</b>			
1			11:04:17.586
2	2:44.891	+1.416	11:07:02.477
3	<b>2:43.475</b>		11:09:45.952
<b>(369) zeljko radetic</b>			
1			11:07:25.340
2	2:49.646	+5.551	11:10:14.986
3	<b>2:44.095</b>		11:12:59.081
<b>(85) Martin Sandberg</b>			
1			11:03:12.615
2	2:47.677	+3.100	11:06:00.292
3	<b>2:44.577</b>		11:08:44.869
4	2:49.967	+5.390	11:11:34.836
<b>(94) Peter Asmussen</b>			
1			11:04:02.351
2	2:53.102	+8.499	11:06:55.453
3	2:47.870	+3.267	11:09:43.323
4	<b>2:44.603</b>		11:12:27.926
5	2:49.522	+4.919	11:15:17.448
<b>(210) Patrik Meynert</b>			
1			11:03:10.588
2	2:50.999	+6.382	11:06:01.587
3	2:46.040	+1.423	11:08:47.627
4	2:47.776	+3.159	11:11:35.403
5	<b>2:44.617</b>		11:14:20.020
<b>(788) Stig Bundgaard</b>			

## Slovakiaring [4/17/2014]

Thursday

Blue 1100-1120

Qualifying started at 11:00:51

Slovakiaring 5.922 Km

4/17/2014 11:00

Lap	Lap Tm	Diff	Time of Day
1			11:03:10.887
2	2:54.595	+9.584	11:06:05.482
3	<b>2:45.011</b>		11:08:50.493
4	2:48.315	+3.304	11:11:38.808
5	2:51.331	+6.320	11:14:30.139

(469) Anders Holmgaard			
Lap	Lap Tm	Diff	Time of Day
1			11:05:37.365
2	2:53.138	+8.076	11:08:30.503
3	2:56.108	+11.046	11:11:26.611
4	<b>2:45.062</b>		11:14:11.673

(237) Christoffer Sikjær Christiansen			
Lap	Lap Tm	Diff	Time of Day
1			11:05:18.119
2	2:49.930	+4.736	11:08:08.049
3	2:45.302	+0.108	11:10:53.351
4	<b>2:45.194</b>		11:13:38.545

(6) Rene Jakobsen			
Lap	Lap Tm	Diff	Time of Day
1			11:05:01.149
2	2:56.474	+10.441	11:07:57.623
3	2:47.707	+1.674	11:10:45.330
4	<b>2:46.033</b>		11:13:31.363

(131) Seppo Paukku			
Lap	Lap Tm	Diff	Time of Day
1			11:04:55.140
2	2:51.856	+5.309	11:07:46.996
3	2:48.766	+2.219	11:10:35.762
4	<b>2:46.547</b>		11:13:22.309

(198) Michael Vestergaard			
Lap	Lap Tm	Diff	Time of Day
1			11:08:39.501
2	2:55.110	+8.389	11:11:34.611
3	<b>2:46.721</b>		11:14:21.332

(171) Lars Ebbesen			
Lap	Lap Tm	Diff	Time of Day
1			11:06:16.353
2	3:00.031	+13.163	11:09:16.384
3	2:50.363	+3.495	11:12:06.747
4	<b>2:46.868</b>		11:14:53.615

(622) Peter Klarqvist			
Lap	Lap Tm	Diff	Time of Day
1			11:07:22.799
2	2:48.281	+1.294	11:10:11.080
3	<b>2:46.987</b>		11:12:58.067

(172) Lasse Mølskov			
Lap	Lap Tm	Diff	Time of Day
1			11:04:05.287
2	2:51.478	+3.572	11:06:56.765
3	<b>2:47.906</b>		11:09:44.671
4	2:49.082	+1.176	11:12:33.753
5	2:49.014	+1.108	11:15:22.767

(474) Lars Gadekær			
Lap	Lap Tm	Diff	Time of Day
1			11:04:38.054
2	<b>2:47.964</b>		11:07:26.018
3	2:51.783	+3.819	11:10:17.801
4	2:50.599	+2.635	11:13:08.400

(84) Tony Paukku			
Lap	Lap Tm	Diff	Time of Day
1			11:03:13.447
2	2:56.590	+8.136	11:06:10.037
3	2:50.755	+2.301	11:09:00.792
4	<b>2:48.454</b>		11:11:49.246
5	2:49.042	+0.588	11:14:38.288

Lap	Lap Tm	Diff	Time of Day
(707) Allan Brandt			
1			11:09:44.873
2	2:50.445	+1.793	11:12:35.318
3	<b>2:48.652</b>		11:15:23.970

(195) Anders Adelbøg			
Lap	Lap Tm	Diff	Time of Day
1			11:05:03.635
2	<b>2:49.655</b>		11:07:53.290

(199) Johan Kalen			
Lap	Lap Tm	Diff	Time of Day
1			11:03:13.119
2	3:02.420	+12.105	11:06:15.539
3	<b>2:50.315</b>		11:09:05.854
4	2:54.506	+4.191	11:12:00.360
5	2:57.780	+7.465	11:14:58.140

(160) Jack Hulstrøm			
Lap	Lap Tm	Diff	Time of Day
1			11:05:51.627
2	<b>2:50.352</b>		11:08:41.979
3	2:54.175	+3.823	11:11:36.154

(59) Billy Nilsson			
Lap	Lap Tm	Diff	Time of Day
1			11:05:33.702
2	2:54.212	+2.831	11:08:27.914
3	2:59.124	+7.743	11:11:27.038
4	<b>2:51.381</b>		11:14:18.419

(698) Frederik Hansen			
Lap	Lap Tm	Diff	Time of Day
1			11:05:39.165
2	<b>2:51.428</b>		11:08:30.593
3	2:55.671	+4.243	11:11:26.264

(221) Michael Kidde Danielsen			
Lap	Lap Tm	Diff	Time of Day
1			11:03:27.312
2	<b>2:51.888</b>		11:06:19.200

(51) Mikkel Bay			
Lap	Lap Tm	Diff	Time of Day
1			11:04:59.283
2	2:55.571	+2.750	11:07:54.854
3	<b>2:52.821</b>		11:10:47.675
4	2:53.846	+1.025	11:13:41.521

(710) Morten Lomholt			
Lap	Lap Tm	Diff	Time of Day
1			11:05:35.415
2	2:54.436	+1.611	11:08:29.851
3	2:58.243	+5.418	11:11:28.094
4	<b>2:52.825</b>		11:14:20.919

(491) Magnus Lindberg			
Lap	Lap Tm	Diff	Time of Day
1			11:05:54.041
2	<b>2:52.889</b>		11:08:46.930
3	2:56.315	+3.426	11:11:43.245
4	2:57.527	+4.638	11:14:40.772

(78) Bengt Börjesson			
Lap	Lap Tm	Diff	Time of Day
1			11:03:09.955
2	3:02.406	+9.261	11:06:12.361
3	<b>2:53.145</b>		11:09:05.506
4	2:54.541	+1.396	11:12:00.047
5	2:57.777	+4.632	11:14:57.824

(277) Anders Nørgaard			
Lap	Lap Tm	Diff	Time of Day
1			11:06:17.645
2	2:59.127	+4.873	11:09:16.772
3	<b>2:54.254</b>		11:12:11.026

Lap	Lap Tm	Diff	Time of Day
(155) Tor Arne Kill			
1			11:05:39.012
2	2:55.579	+1.321	11:08:34.591
3	2:59.714	+5.456	11:11:34.305
4	<b>2:54.258</b>		11:14:28.563

(444) Kenneth Fruensgaard			
Lap	Lap Tm	Diff	Time of Day
1			11:03:21.727
2	<b>2:54.929</b>		11:06:16.656

(465) Johnny Nordman			
Lap	Lap Tm	Diff	Time of Day
1			11:06:18.442
2	3:01.839	+5.405	11:09:20.281
3	<b>2:56.434</b>		11:12:16.715
4	3:03.953	+7.519	11:15:20.668

(458) Michael Holst			
Lap	Lap Tm	Diff	Time of Day
1			11:03:26.902
2	3:03.561	+6.648	11:06:30.463
3	<b>2:56.913</b>		11:09:27.376
4	2:57.488	+0.575	11:12:24.864
5	2:57.644	+0.731	11:15:22.508

(646) Rene Larfort			
Lap	Lap Tm	Diff	Time of Day
1			11:08:38.556
2	2:58.158	+0.634	11:11:36.714
3	<b>2:57.524</b>		11:14:34.238

(163) Klaus Mikkelsen			
Lap	Lap Tm	Diff	Time of Day
1			11:04:55.450
2	3:03.455	+4.997	11:07:58.905
3	<b>2:58.458</b>		11:10:57.363
4	2:59.428	+0.970	11:13:56.791

(146) Ralf Lisell			
Lap	Lap Tm	Diff	Time of Day
1			11:05:21.186
2	<b>2:58.467</b>		11:08:19.653
3	2:58.853	+0.386	11:11:18.506
4	2:59.380	+0.913	11:14:17.886

(154) Charbel Gendi mangler betaling+ transponder			
Lap	Lap Tm	Diff	Time of Day
1			11:03:53.713
2	3:08.254	+8.535	11:07:01.967
3	<b>2:59.719</b>		11:10:01.686

(334) Robin Lundberg			
Lap	Lap Tm	Diff	Time of Day
1			11:03:51.546
2	3:08.795	+8.496	11:07:00.341
3	3:01.118	+0.819	11:10:01.459
4	<b>3:00.299</b>		11:13:01.758

(169) Robert Persson			
Lap	Lap Tm	Diff	Time of Day
1			11:05:03.460
2	3:03.630	+2.696	11:08:07.090
3	3:01.845	+0.911	11:11:08.935
4	<b>3:00.934</b>		11:14:09.869

(67) George Fratilesco			
Lap	Lap Tm	Diff	Time of Day
1			11:05:27.786
2	<b>3:00.954</b>		11:08:28.740
3	3:04.650	+3.696	11:11:33.390
4	3:03.588	+2.634	11:14:36.978

(541) Pelle Lundberg			
Lap	Lap Tm	Diff	Time of Day
1			11:03:54.154
2	<b>3:02.906</b>		11:06:57.060

Chief of Timing &amp; Scoring

Race Director

Orbits

www.mylaps.com

Licensed to: Zenergy Racing

## Slovakiaring [4/17/2014]

Thursday

Slovakiaring 5.922 Km

Blue 1100-1120

4/17/2014 11:00

Qualifying started at 11:00:51

Lap	Lap Tm	Diff	Time of Day
3	3:06.857	+3.951	11:10:03.917
4	3:03.269	+0.363	11:13:07.186

(39) Anders Polteg

1			11:05:52.458
2	3:12.879	+6.272	11:09:05.337
3	<b>3:06.607</b>		11:12:11.944
4	3:07.743	+1.136	11:15:19.687

(97) åsa larsson

1			11:04:09.215
2	<b>3:07.173</b>		11:07:16.388
3	3:08.371	+1.198	11:10:24.759
4	3:14.659	+7.486	11:13:39.418

(355) Dorte Pedersen

1			11:04:00.346
2	3:09.776	+1.370	11:07:10.122
3	<b>3:08.406</b>		11:10:18.528
4	3:12.063	+3.657	11:13:30.591

(77) Charlotte Elmhed

1			11:08:54.298
2	3:12.199	+0.315	11:12:06.497
3	<b>3:11.884</b>		11:15:18.381

(158) Jan Toft

1			11:12:04.934
2	<b>3:12.429</b>		11:15:17.363

(116) Lars Ole Pedersen

1			11:04:46.931
2	3:24.163	+2.724	11:08:11.094
3	<b>3:21.439</b>		11:11:32.533
4	3:27.515	+6.076	11:15:00.048

(188) Casper Nørgaard

1			11:04:55.208
2	<b>3:25.225</b>		11:08:20.433
3	3:26.401	+1.176	11:11:46.834
4	3:25.362	+0.137	11:15:12.196

(524) ole svendsen

1			11:04:48.948
---	--	--	--------------

Lap	Lap Tm	Diff	Time of Day
-----	--------	------	-------------

Lap	Lap Tm	Diff	Time of Day
-----	--------	------	-------------



Thursday

Slovakiaring 5.922 Km

Blue 1100-1120

4/17/2014 11:00

Qualifying started at 11:00:51

Pos	No.	Name	Points	Best Tm	Diff	Best Speed	In Lap	Nat/State	Class
1	161	Bent Fischer	0	2:31.963		140.292	3	Danmark	Superbike
2	381	Benjamin Sørensen	0	2:33.288	1.325	139.079	2	Danmark	Superbike
3	211	Michael Jul Sørensen	0	2:34.360	2.397	138.114	2	Danmark	Supersport
4	69	Karsten Kirk Andersen	0	2:34.467	2.504	138.018	3	Danmark	Superbike
5	300	Janne Koivuniemi	0	2:35.181	3.218	137.383	2	Finland	Pro-Superbike
6	800	Arne Hartmann	0	2:36.123	4.160	136.554	3	Danmark	Superbike
7	107	Jerry Skovgaard	0	2:36.987	5.024	135.802	2	Danmark	Supersport
8	91	Kay Dagsberg	0	2:37.198	5.235	135.620	4	Norge	Superbike
9	327	Dainis Berzins	0	2:38.991	7.028	134.091	2	Latvia	Superbike
10	110	Danny Lambrecht	0	2:39.099	7.136	134.000	5	Danmark	Supersport
11	250	Harly Bregendahl	0	2:39.318	7.355	133.815	2	Danmark	Supersport
12	150	Jonas Dahlgren	0	2:39.895	7.932	133.332	5	Sverige	no class
13	103	Poul Dam	0	2:40.178	8.215	133.097	3	Danmark	no class
14	533	Flemming Hole	0	2:40.464	8.501	132.860	2	Danmark	Superbike
15	8	Sandra Lenander	0	2:40.471	8.508	132.854	4	Sverige	Supersport
16	14	Thomas Kiss	0	2:40.772	8.809	132.605	4	Danmark	Supersport
17	4	Anders Larsen	0	2:41.351	9.388	132.129	3	Danmark	Superbike
18	68	John Myrup	0	2:41.483	9.520	132.021	2	Danmark	Supersport
19	333	Don Wanthanang mangle	0	2:41.733	9.770	131.817	3	Danmark	Supersport
20	80	Morten Vejle Christofferse	0	2:41.801	9.838	131.762	2	Danmark	Superbike
21	848	Kim Skovholm	0	2:42.034	10.071	131.572	3	Danmark	no class
22	917	Flemming Vesterlund	0	2:42.232	10.269	131.412	4	Danmark	Superbike
23	350	Brian Rossing	0	2:42.394	10.431	131.281	2	Danmark	no class
24	283	Henrik Nielsen	0	2:43.084	11.121	130.725	3	Danmark	Supersport
25	65	Peter Olsen	0	2:43.117	11.154	130.699	4	Danmark	no class
26	133	"NikoMäkinen	0	2:43.173	11.210	130.654	2	Finland	Pro-Superbike
27	220	Martin Jul SØRENSEN	0	2:43.475	11.512	130.413	3	Danmark	Supersport
28	369	zeljko radetic	0	2:44.095	12.132	129.920	3	Sverige	Pro-Supersport
29	85	Martin Sandberg	0	2:44.577	12.614	129.539	3	Sverige	Superbike
30	94	Peter Asmussen	0	2:44.603	12.640	129.519	4	Danmark	Superbike
31	210	Patrik Meynert	0	2:44.617	12.654	129.508	5	Sverige	no class
32	788	Stig Bundgaard	0	2:45.011	13.048	129.199	3	Danmark	Superbike
33	469	Anders Holmgaard	0	2:45.062	13.099	129.159	4	Danmark	Supersport
34	237	Christoffer Sikjær Christia	0	2:45.194	13.231	129.056	4	Danmark	Supersport
35	6	Rene Jakobsen	0	2:46.033	14.070	128.403	4	Danmark	Supersport
36	131	Seppo Paukku	0	2:46.547	14.584	128.007	4	Finland	no class
37	198	Michael Vestergaard	0	2:46.721	14.758	127.874	3	Danmark	Supersport
38	171	Lars Ebbesen	0	2:46.868	14.905	127.761	4	Danmark	Superbike
39	622	Peter Klarqvist	0	2:46.987	15.024	127.670	3	Sverige	Superbike
40	172	Lasse Mølskov	0	2:47.906	15.943	126.971	3	Danmark	Superbike

Thursday

Slovakiaring 5.922 Km

Blue 1100-1120

4/17/2014 11:00

Qualifying started at 11:00:51

Pos	No.	Name	Points	Best Tm	Diff	Best Speed	In Lap	Nat/State	Class
41	474	Lars Gadekær	0	2:47.964	16.001	126.927	2	Danmark	Supersport
42	84	Tony Pauku	0	2:48.454	16.491	126.558	4	Sverige	Superbike
43	707	Allan Brandt	0	2:48.652	16.689	126.409	3	Danmark	Supersport
44	195	Anders Adelbøg	0	2:49.655	17.692	125.662	2	Danmark	Supersport
45	199	Johan Kalen	0	2:50.315	18.352	125.175	3	Sverige	no class
46	160	Jack Hulstrøm	0	2:50.352	18.389	125.148	2	Danmark	Supersport
47	59	Billy Nilsson	0	2:51.381	19.418	124.397	4	Sverige	Superbike
48	698	Frederik Hansen	0	2:51.428	19.465	124.362	2	Danmark	no class
49	221	Michael Kidde Danielsen	0	2:51.888	19.925	124.030	2	Danmark	Superbike
50	51	Mikkel Bay	0	2:52.821	20.858	123.360	3	Danmark	Supersport
51	710	Morten Lomholt	0	2:52.825	20.862	123.357	4	Danmark	Superbike
52	491	Magnus Lindberg	0	2:52.889	20.926	123.311	2	Sverige	Superbike
53	78	Bengt Börjesson	0	2:53.145	21.182	123.129	3	Sverige	Superbike
54	277	Anders Nørgaard	0	2:54.254	22.291	122.346	3	Danmark	Superbike
55	155	Tor Arne Kiil	0	2:54.258	22.295	122.343	4	Sverige	Pro-Supersport
56	444	Kenneth Fruensgaard	0	2:54.929	22.966	121.873	2	Danmark	Superbike
57	465	Johnny Nordman	0	2:56.434	24.471	120.834	3	Sverige	no class
58	458	Michael Holst	0	2:56.913	24.950	120.507	3	Sverige	Superbike
59	646	Rene Larfort	0	2:57.524	25.561	120.092	3	Danmark	Superbike
60	163	Klaus Mikkelsen	0	2:58.458	26.495	119.463	3	Danmark	Supersport
61	146	Ralf Lisell	0	2:58.467	26.504	119.457	2	Sverige	Supersport
62	154	Charbel Gendi mangler be	0	2:59.719	27.756	118.625	3	Sweden	no class
63	334	Robin Lundberg	0	3:00.299	28.336	118.244	4	Sverige	Supersport
64	169	Robert Persson	0	3:00.934	28.971	117.829	4	Sverige	Superbike
65	67	George Fratilesco	0	3:00.954	28.991	117.816	2	Danmark	Supersport
66	541	Pelle Lundberg	0	3:02.906	30.943	116.558	2	Sverige	Superbike
67	39	Anders Polteg	0	3:06.607	34.644	114.247	3	Sverige	Superbike
68	97	åsa larsson	0	3:07.173	35.210	113.901	2	Sverige	Superbike
69	355	Dorte Pedersen	0	3:08.406	36.443	113.156	3	Danmark	Supersport
70	77	Charlotte Elmhed	0	3:11.884	39.921	111.105	3	Sverige	Superbike
71	158	Jan Toft	0	3:12.429	40.466	110.790	2	Danmark	Superbike
72	116	Lars Ole Pedersen	0	3:21.439	49.476	105.835	3	Danmark	no class
73	188	Casper Nørgaard	0	3:25.225	53.262	103.882	2	Danmark	no class
74	524	ole svendsen	0			-	0	Danmark	Supersport

## Slovakiaring [4/17/2014]

Thursday

Blue 1220-1240

Qualifying started at 12:22:01

Slovakiaring 5.922 Km

4/17/2014 12:20

Lap	Lap Tm	Diff	Time of Day
<b>(300) Janne Koivuniemi</b>			
1			12:22:45.858
2	2:35.643	+5.019	12:25:21.501
3	2:30.856	+0.232	12:27:52.357
4	<b>2:30.624</b>		12:30:22.981
5	2:36.136	+5.512	12:32:59.117
6	2:37.334	+6.710	12:35:36.451

Lap	Lap Tm	Diff	Time of Day
<b>(161) Bent Fischer</b>			
1			12:23:54.903
2	2:37.344	+6.608	12:26:32.247
3	2:34.057	+3.321	12:29:06.304
4	2:36.269	+5.533	12:31:42.573
5	2:36.181	+5.445	12:34:18.754
6	<b>2:30.736</b>		12:36:49.490

Lap	Lap Tm	Diff	Time of Day
<b>(150) Jonas Dahlgren</b>			
1			12:22:56.083
2	2:40.189	+9.409	12:25:36.272
3	2:37.718	+6.938	12:28:13.990
4	2:32.104	+1.324	12:30:46.094
5	2:33.570	+2.790	12:33:19.664
6	<b>2:30.780</b>		12:35:50.444

Lap	Lap Tm	Diff	Time of Day
<b>(381) Benjamin Sørensen</b>			
1			12:25:32.350
2	2:38.575	+7.653	12:28:10.925
3	<b>2:30.922</b>		12:30:41.847
4	2:37.075	+6.153	12:33:18.922

Lap	Lap Tm	Diff	Time of Day
<b>(622) Peter Klarqvist</b>			
1			12:24:23.324
2	2:33.846	+1.797	12:26:57.170
3	<b>2:32.049</b>		12:29:29.219
4	2:38.968	+6.919	12:32:08.187
5	2:36.370	+4.321	12:34:44.557

Lap	Lap Tm	Diff	Time of Day
<b>(110) Danny Lambrecht</b>			
1			12:23:59.315
2	2:34.053	+1.908	12:26:33.368
3	2:35.922	+3.777	12:29:09.290
4	2:34.406	+2.261	12:31:43.696
5	2:33.016	+0.871	12:34:16.712
6	<b>2:32.145</b>		12:36:48.857

Lap	Lap Tm	Diff	Time of Day
<b>(327) Dainis Berzins</b>			
1			12:25:19.087
2	<b>2:32.915</b>		12:27:52.002
3	2:34.776	+1.861	12:30:26.778
4	2:39.854	+6.939	12:33:06.632
5	2:33.881	+0.966	12:35:40.513

Lap	Lap Tm	Diff	Time of Day
<b>(85) Martin Sandberg</b>			
1			12:23:04.658
2	2:40.588	+7.219	12:25:45.246
3	2:38.344	+4.975	12:28:23.590
4	2:34.043	+0.674	12:30:57.633
5	<b>2:33.369</b>		12:33:31.002
6	2:35.263	+1.894	12:36:06.265

Lap	Lap Tm	Diff	Time of Day
<b>(800) Arne Hartmann</b>			
1			12:25:32.024
2	2:38.723	+5.111	12:28:10.747
3	2:34.346	+0.734	12:30:45.093
4	<b>2:33.612</b>		12:33:18.705

Lap	Lap Tm	Diff	Time of Day
<b>(211) Michael Jul Sørensen</b>			
1			12:23:59.105
2	<b>2:34.071</b>		12:26:33.176
3	2:35.464	+1.393	12:29:08.640

Lap	Lap Tm	Diff	Time of Day
<b>(107) Jerry Skovgaard</b>			
1			12:24:09.431
2	2:34.560	+0.429	12:26:43.991
3	2:37.581	+3.450	12:29:21.572
4	<b>2:34.131</b>		12:31:55.703
5	2:34.940	+0.809	12:34:30.643
6	2:34.202	+0.071	12:37:04.845

Lap	Lap Tm	Diff	Time of Day
<b>(103) Poul Dam</b>			
1			12:23:44.871
2	2:35.415	+1.172	12:26:20.286
3	2:37.867	+3.624	12:28:58.153
4	2:36.934	+2.691	12:31:35.087
5	<b>2:34.243</b>		12:34:09.330

Lap	Lap Tm	Diff	Time of Day
<b>(14) Thomas Kiss</b>			
1			12:25:52.031
2	2:42.098	+7.582	12:28:34.129
3	<b>2:34.516</b>		12:31:08.645
4	2:35.547	+1.031	12:33:44.192
5	2:39.081	+4.565	12:36:23.273

Lap	Lap Tm	Diff	Time of Day
<b>(533) Flemming Hole</b>			
1			12:22:54.299
2	2:37.527	+2.975	12:25:31.826
3	2:38.459	+3.907	12:28:10.285
4	2:34.580	+0.028	12:30:44.865
5	<b>2:34.552</b>		12:33:19.417
6	2:34.934	+0.382	12:35:54.351

Lap	Lap Tm	Diff	Time of Day
<b>(69) Karsten Kirk Andersen</b>			
1			12:25:08.744
2	2:36.357	+0.379	12:27:45.101
3	<b>2:35.978</b>		12:30:21.079
4	2:37.645	+1.667	12:32:58.724
5	2:38.478	+2.500	12:35:37.202

Lap	Lap Tm	Diff	Time of Day
<b>(9996) TBA TBA</b>			
1			12:26:03.114
2	<b>2:36.451</b>		12:28:39.565
3	2:42.024	+5.573	12:31:21.589

Lap	Lap Tm	Diff	Time of Day
<b>(94) Peter Asmussen</b>			
1			12:22:53.969
2	2:41.932	+5.145	12:25:35.901
3	2:40.420	+3.633	12:28:16.321
4	<b>2:36.787</b>		12:30:53.108
5	2:37.730	+0.943	12:33:30.838
6	2:37.724	+0.937	12:36:08.562

Lap	Lap Tm	Diff	Time of Day
<b>(133) Niko Mäkinen</b>			
1			12:23:35.014
2	<b>2:37.105</b>		12:26:12.119
3	2:38.684	+1.579	12:28:50.803
4	2:41.306	+4.201	12:31:32.109
5	2:37.922	+0.817	12:34:10.031
6	2:37.187	+0.082	12:36:47.218

Lap	Lap Tm	Diff	Time of Day
<b>(80) Morten Vejle Christoffersen</b>			
1			12:24:53.441

Lap	Lap Tm	Diff	Time of Day
2	2:38.266	+0.984	12:27:31.707
3	<b>2:37.282</b>		12:30:08.989
4	2:41.441	+4.159	12:32:50.430
5	2:39.883	+2.601	12:35:30.313

Lap	Lap Tm	Diff	Time of Day
<b>(195) Anders Adelbøg</b>			
1			12:24:48.925
2	2:41.192	+3.730	12:27:30.117
3	2:39.443	+1.981	12:30:09.560
4	<b>2:37.462</b>		12:32:47.022
5	2:43.090	+5.628	12:35:30.112

Lap	Lap Tm	Diff	Time of Day
<b>(350) Brian Rossing</b>			
1			12:24:23.632
2	2:41.421	+3.887	12:27:05.053
3	2:41.399	+3.865	12:29:46.452
4	2:43.600	+6.066	12:32:30.052
5	2:41.207	+3.673	12:35:11.259
6	<b>2:37.534</b>		12:37:48.793

Lap	Lap Tm	Diff	Time of Day
<b>(917) Flemming Vesterlund</b>			
1			12:29:45.702
2	2:42.635	+4.966	12:32:28.337
3	2:39.353	+1.684	12:35:07.690
4	<b>2:37.669</b>		12:37:45.359

Lap	Lap Tm	Diff	Time of Day
<b>(333) Don Wanthanang mangler at betale 2600 for Mantorp</b>			
1			12:23:40.478
2	2:38.657	+0.719	12:26:19.135
3	2:38.417	+0.479	12:28:57.552
4	2:43.117	+5.179	12:31:40.669
5	<b>2:37.938</b>		12:34:18.607

Lap	Lap Tm	Diff	Time of Day
<b>(369) zeljko radetic</b>			
1			12:23:34.810
2	2:41.469	+3.364	12:26:16.279
3	2:41.680	+3.575	12:28:57.959
4	2:45.217	+7.112	12:31:43.176
5	<b>2:38.105</b>		12:34:21.281
6	2:39.992	+1.887	12:37:01.273

Lap	Lap Tm	Diff	Time of Day
<b>(131) Seppo Paukku</b>			
1			12:23:06.498
2	2:43.246	+4.266	12:25:49.744
3	2:47.061	+8.081	12:28:36.805
4	2:45.428	+6.448	12:31:22.233
5	2:40.900	+1.920	12:34:03.133
6	<b>2:38.980</b>		12:36:42.113

Lap	Lap Tm	Diff	Time of Day
<b>(171) Lars Ebbesen</b>			
1			12:28:57.082
2	2:48.646	+9.009	12:31:45.728
3	2:41.122	+1.485	12:34:26.850
4	<b>2:39.637</b>		12:37:06.487

Lap	Lap Tm	Diff	Time of Day
<b>(250) Harly Bregendahl</b>			
1			12:23:43.719
2	3:03.595	+23.885	12:26:47.314
3	<b>2:39.710</b>		12:29:27.024
4	2:44.034	+4.324	12:32:11.058
5	2:44.934	+5.224	12:34:55.992
6	2:42.578	+2.868	12:37:38.570

Lap	Lap Tm	Diff	Time of Day
<b>(8) Sandra Lenander</b>			
1			12:26:00.601
2	<b>2:39.780</b>		12:28:40.381

Chief of Timing &amp; Scoring

Race Director

Orbits

www.mylaps.com

Licensed to: Zenergy Racing

Thursday

Blue 1220-1240

Qualifying started at 12:22:01

Slovakiaring 5.922 Km

4/17/2014 12:20

Lap	Lap Tm	Diff	Time of Day
3	2:41.298	+1.518	12:31:21.679

(237) Christoffer Sikjær Christiansen

1			12:24:47.780
2	2:47.402	+7.497	12:27:35.182
3	2:42.037	+2.132	12:30:17.219
4	2:47.065	+7.160	12:33:04.284
5	<b>2:39.905</b>		12:35:44.189

(172) Lasse Mølskov

1			12:24:37.547
2	2:48.359	+7.840	12:27:25.906
3	2:45.506	+4.987	12:30:11.412
4	2:44.214	+3.695	12:32:55.626
5	<b>2:40.519</b>		12:35:36.145

(220) Martin Jul sØRENSEN

1			12:24:46.056
2	2:45.398	+4.738	12:27:31.454
3	<b>2:40.660</b>		12:30:12.114
4	2:44.014	+3.354	12:32:56.128
5	2:42.013	+1.353	12:35:38.141

(198) Michael Vestergaard

1			12:22:59.228
2	2:48.108	+7.170	12:25:47.336
3	2:48.593	+7.655	12:28:35.929
4	2:46.087	+5.149	12:31:22.016
5	<b>2:40.938</b>		12:34:02.954
6	2:43.889	+2.951	12:36:46.843

(199) Johan Kalen

1			12:23:58.738
2	2:42.263	+1.191	12:26:41.001
3	2:45.196	+4.124	12:29:26.197
4	2:46.052	+4.980	12:32:12.249
5	2:43.973	+2.901	12:34:56.222
6	<b>2:41.072</b>		12:37:37.294

(6) Rene Jakobsen

1			12:24:48.794
2	<b>2:41.194</b>		12:27:29.988
3	2:41.612	+0.418	12:30:11.600
4	2:45.418	+4.224	12:32:57.018
5	2:43.204	+2.010	12:35:40.222

(210) Patrik Meynert

1			12:24:00.027
2	2:42.736	+1.284	12:26:42.763
3	2:43.904	+2.452	12:29:26.667
4	2:44.026	+2.574	12:32:10.693
5	2:41.920	+0.468	12:34:52.613
6	<b>2:41.452</b>		12:37:34.065

(65) Peter Olsen

1			12:26:04.627
2	2:45.601	+4.004	12:28:50.228
3	2:46.766	+5.169	12:31:36.994
4	2:42.483	+0.886	12:34:19.477
5	<b>2:41.597</b>		12:37:01.074

(51) Mikkel Bay

1			12:23:14.473
2	2:45.642	+3.998	12:26:00.115
3	2:45.456	+3.812	12:28:45.571
4	2:43.129	+1.485	12:31:28.700

Lap	Lap Tm	Diff	Time of Day
5	<b>2:41.644</b>		12:34:10.344
6	2:43.107	+1.463	12:36:53.451

(707) Allan Brandt

1			12:23:58.958
2	<b>2:41.723</b>		12:26:40.681
3	2:44.776	+3.053	12:29:25.457
4	2:43.588	+1.865	12:32:09.045

(91) Kay Dagsberg

1			12:25:46.906
2	2:42.322	+0.575	12:28:29.228
3	<b>2:41.747</b>		12:31:10.975

(283) Henrik Nielsen

1			12:25:06.503
2	2:45.659	+3.749	12:27:52.162
3	2:44.314	+2.404	12:30:36.476
4	<b>2:41.910</b>		12:33:18.386
5	2:42.043	+0.133	12:36:00.429

(155) Tor Arne Kill

1			12:25:29.911
2	2:49.499	+7.266	12:28:19.410
3	<b>2:42.233</b>		12:31:01.643
4	2:42.353	+0.120	12:33:43.996
5	2:46.053	+3.820	12:36:30.049

(9996) TBA TBA

1			12:23:47.212
2	2:50.826	+7.973	12:26:38.038
3	2:47.266	+4.413	12:29:25.304
4	<b>2:42.853</b>		12:32:08.157
5	2:44.078	+1.225	12:34:52.235
6	2:45.229	+2.376	12:37:37.464

(788) Stig Bundgaard

1			12:24:38.329
2	2:44.373	+0.725	12:27:22.702
3	<b>2:43.648</b>		12:30:06.350
4	2:44.704	+1.056	12:32:51.054
5	2:44.377	+0.729	12:35:35.431

(160) Jack Hulstrøm

1			12:25:21.291
2	<b>2:43.834</b>		12:28:05.125

(68) John Myrup

1			12:24:36.221
2	2:45.282	+1.385	12:27:21.503
3	<b>2:43.897</b>		12:30:05.400
4	2:44.817	+0.920	12:32:50.217
5	2:45.543	+1.646	12:35:35.760

(646) Rene Larfort

1			12:23:09.538
2	2:53.444	+9.401	12:26:02.982
3	2:49.118	+5.075	12:28:52.100
4	2:50.391	+6.348	12:31:42.491
5	<b>2:44.043</b>		12:34:26.534
6	2:49.836	+5.793	12:37:16.370

(4) Anders Larsen

1			12:25:06.190
2	2:45.459	+1.154	12:27:51.649
3	<b>2:44.305</b>		12:30:35.954

Lap	Lap Tm	Diff	Time of Day
4	2:48.229	+3.924	12:33:24.183

(465) Johnny Nordman

1			12:25:22.454
2	3:00.939	+16.564	12:28:23.393
3	2:58.018	+13.643	12:31:21.411
4	2:47.157	+2.782	12:34:08.568
5	<b>2:44.375</b>		12:36:52.943

(84) Tony Pauku

1			12:23:15.056
2	2:50.661	+6.224	12:26:05.717
3	2:47.565	+3.128	12:28:53.282
4	2:54.178	+9.741	12:31:47.460
5	2:45.998	+1.561	12:34:33.458
6	<b>2:44.437</b>		12:37:17.895

(444) Kenneth Fruensgaard

1			12:24:53.374
2	2:46.406	+1.757	12:27:39.780
3	3:04.922	+20.273	12:30:44.702
4	<b>2:44.649</b>		12:33:29.351
5	2:45.610	+0.961	12:36:14.961

(474) Lars Gadekær

1			12:24:19.699
2	2:46.703	+1.145	12:27:06.402
3	<b>2:45.558</b>		12:29:51.960
4	2:47.751	+2.193	12:32:39.711
5	2:50.143	+4.585	12:35:29.854

(59) Billy Nilsson

1			12:25:44.114
2	2:52.410	+6.720	12:28:36.524
3	2:47.556	+1.866	12:31:24.080
4	<b>2:45.690</b>		12:34:09.770

(710) Morten Lomholt

1			12:28:47.190
2	2:47.552	+1.829	12:31:34.742
3	<b>2:45.723</b>		12:34:20.465

(169) Robert Persson

1			12:25:59.784
2	2:50.647	+4.657	12:28:50.431
3	2:51.744	+5.754	12:31:42.175
4	2:46.336	+0.346	12:34:28.511
5	<b>2:45.990</b>		12:37:14.501

(221) Michael Kilde Danielsen

1			12:29:43.667
2	<b>2:46.077</b>		12:32:29.744

(515) Jonas Husted

1			12:23:43.684
2	2:51.019	+4.739	12:26:34.703
3	2:50.104	+3.824	12:29:24.807
4	2:47.540	+1.260	12:32:12.347
5	<b>2:46.280</b>		12:34:58.627
6	2:48.648	+2.368	12:37:47.275

(491) Magnus Lindberg

1			12:26:07.540
2	<b>2:47.239</b>		12:28:54.779
3	3:00.280	+13.041	12:31:55.059

## Slovakiaring [4/17/2014]

Thursday

Slovakiaring 5.922 Km

Blue 1220-1240

4/17/2014 12:20

Qualifying started at 12:22:01

Lap	Lap Tm	Diff	Time of Day
<b>(469) Anders Holmgaard</b>			
1			12:24:23.163
2	<b>2:47.315</b>		12:27:10.478
3	2:48.769	+1.454	12:29:59.247
4	2:48.672	+1.357	12:32:47.919
5	2:47.389	+0.074	12:35:35.308

<b>(458) Michael Holst</b>			
1			12:23:25.662
2	2:53.413	+5.345	12:26:19.075
3	2:50.852	+2.784	12:29:09.927
4	2:48.937	+0.869	12:31:58.864
5	2:50.373	+2.305	12:34:49.237
6	<b>2:48.068</b>		12:37:37.305

<b>(78) Bengt Börjesson</b>			
1			12:23:24.964
2	2:51.058	+2.890	12:26:16.022
3	2:48.342	+0.174	12:29:04.364
4	2:50.238	+2.070	12:31:54.602
5	2:52.626	+4.458	12:34:47.228
6	<b>2:48.168</b>		12:37:35.396

<b>(154) Charbel Gendi mangler betaling+ transponder</b>			
1			12:23:30.395
2	<b>2:49.701</b>		12:26:20.096
3	2:59.762	+10.061	12:29:19.858
4	7:02.690	+4:12.989	12:36:22.548

<b>(277) Anders Nørgaard</b>			
1			12:30:11.339
2	2:55.774	+6.064	12:33:07.113
3	<b>2:49.710</b>		12:35:56.823

<b>(497) Florian Neudecker</b>			
1			12:25:52.012
2	2:56.261	+5.545	12:28:48.273
3	2:53.665	+2.949	12:31:41.938
4	2:51.063	+0.347	12:34:33.001
5	<b>2:50.716</b>		12:37:23.717

<b>(541) Pelle Lundberg</b>			
1			12:24:53.200
2	2:58.029	+6.932	12:27:51.229
3	2:55.103	+4.006	12:30:46.332
4	2:54.687	+3.590	12:33:41.019
5	<b>2:51.097</b>		12:36:32.116

<b>(67) George Fratilesco</b>			
1			12:23:38.063
2	2:54.992	+3.018	12:26:33.055
3	2:53.041	+1.067	12:29:26.096
4	<b>2:51.974</b>		12:32:18.070
5	2:53.395	+1.421	12:35:11.465

<b>(146) Ralf Lisell</b>			
1			12:23:44.872
2	<b>2:54.462</b>		12:26:39.334
3	2:56.383	+1.921	12:29:35.717
4	3:00.290	+5.828	12:32:36.007
5	2:59.243	+4.781	12:35:35.250

<b>(77) Charlotte Elmhed</b>			
1			12:25:46.660
2	3:03.508	+8.343	12:28:50.168
3	3:04.339	+9.174	12:31:54.507

Lap	Lap Tm	Diff	Time of Day
4	2:55.829	+0.664	12:34:50.336
5	<b>2:55.165</b>		12:37:45.501

<b>(334) Robin Lundberg</b>			
1			12:24:44.703
2	2:57.467	+2.014	12:27:42.170
3	3:01.034	+5.581	12:30:43.204
4	2:57.627	+2.174	12:33:40.831
5	<b>2:55.453</b>		12:36:36.284

<b>(158) Jan Toft</b>			
1			12:25:21.231
2	3:00.719	+0.499	12:28:21.950
3	3:02.084	+1.864	12:31:24.034
4	3:01.607	+1.387	12:34:25.641
5	<b>3:00.220</b>		12:37:25.861

<b>(39) Anders Polteg</b>			
1			12:33:11.190
2	<b>3:03.568</b>		12:36:14.758

<b>(97) åsa larsson</b>			
1			12:25:29.558
2	3:06.771	+1.963	12:28:36.329
3	<b>3:04.808</b>		12:31:41.137
4	3:05.408	+0.600	12:34:46.545

<b>(355) Dorte Pedersen</b>			
1			12:25:28.511
2	<b>3:10.943</b>		12:28:39.454
3	3:14.835	+3.892	12:31:54.289
4	3:17.963	+7.020	12:35:12.252

<b>(188) Casper Nørgaard</b>			
1			12:26:10.463
2	3:15.283	+1.976	12:29:25.746
3	3:13.795	+0.488	12:32:39.541
4	<b>3:13.307</b>		12:35:52.848

<b>(116) Lars Ole Pedersen</b>			
1			12:25:22.380
2	3:27.142	+10.312	12:28:49.522
3	3:24.306	+7.476	12:32:13.828
4	<b>3:16.830</b>		12:35:30.658

<b>(186) Stutz Philipp</b>			
1			12:22:50.673

<b>(698) Frederik Hansen</b>			
1			12:24:24.130

Chief of Timing &amp; Scoring

Race Director

Orbits

www.mylaps.com

Licensed to: Zenergy Racing

Thursday

Slovakiaring 5.922 Km

Blue 1220-1240

4/17/2014 12:20

Qualifying started at 12:22:01

Pos	No.	Name	Points	Best Tm	Diff	Best Speed	In Lap	Nat/State	Class
1	300	Janne Koivuniemi	0	2:30.624		141.539	4	Finland	Pro-Superbike
2	161	Bent Fischer	0	2:30.736	0.112	141.434	6	Danmark	Superbike
3	150	Jonas Dahlgren	0	2:30.780	0.156	141.393	6	Sverige	no class
4	381	Benjamin Sørensen	0	2:30.922	0.298	141.260	3	Danmark	Superbike
5	622	Peter Klarqvist	0	2:32.049	1.425	140.213	3	Sverige	Superbike
6	110	Danny Lambrecht	0	2:32.145	1.521	140.124	6	Danmark	Supersport
7	327	Dainis Berzins	0	2:32.915	2.291	139.419	2	Latvia	Superbike
8	85	Martin Sandberg	0	2:33.369	2.745	139.006	5	Sverige	Superbike
9	800	Arne Hartmann	0	2:33.612	2.988	138.786	4	Danmark	Superbike
10	211	Michael Jul Sørensen	0	2:34.071	3.447	138.373	2	Danmark	Supersport
11	107	Jerry Skovgaard	0	2:34.131	3.507	138.319	4	Danmark	Supersport
12	103	Poul Dam	0	2:34.243	3.619	138.218	5	Danmark	no class
13	14	Thomas Kiss	0	2:34.516	3.892	137.974	3	Danmark	Supersport
14	533	Flemming Hole	0	2:34.552	3.928	137.942	5	Danmark	Superbike
15	69	Karsten Kirk Andersen	0	2:35.978	5.354	136.681	3	Danmark	Superbike
16	9996	TBA TBA	0	2:36.451	5.827	136.268	2		no class
17	94	Peter Asmussen	0	2:36.787	6.163	135.976	4	Danmark	Superbike
18	133	"NikoMäkinen	0	2:37.105	6.481	135.700	2	Finland	Pro-Superbike
19	80	Morten Vejle Christofferse	0	2:37.282	6.658	135.548	3	Danmark	Superbike
20	195	Anders Adelbøg	0	2:37.462	6.838	135.393	4	Danmark	Supersport
21	350	Brian Rossing	0	2:37.534	6.910	135.331	6	Danmark	no class
22	917	Flemming Vesterlund	0	2:37.669	7.045	135.215	4	Danmark	Superbike
23	333	Don Wanthanang mangle	0	2:37.938	7.314	134.985	5	Danmark	Supersport
24	369	zeljko radetic	0	2:38.105	7.481	134.842	5	Sverige	Pro-Supersport
25	131	Seppo Paukku	0	2:38.980	8.356	134.100	6	Finland	no class
26	171	Lars Ebbesen	0	2:39.637	9.013	133.548	4	Danmark	Superbike
27	250	Harly Bregendahl	0	2:39.710	9.086	133.487	3	Danmark	Supersport
28	8	Sandra Lenander	0	2:39.780	9.156	133.428	2	Sverige	Supersport
29	237	Christoffer Sikjær Christia	0	2:39.905	9.281	133.324	5	Danmark	Supersport
30	172	Lasse Mølskov	0	2:40.519	9.895	132.814	5	Danmark	Superbike
31	220	Martin Jul SØRENSEN	0	2:40.660	10.036	132.698	3	Danmark	Supersport
32	198	Michael Vestergaard	0	2:40.938	10.314	132.468	5	Danmark	Supersport
33	199	Johan Kalen	0	2:41.072	10.448	132.358	6	Sverige	no class
34	6	Rene Jakobsen	0	2:41.194	10.570	132.258	2	Danmark	Supersport
35	210	Patrik Meynert	0	2:41.452	10.828	132.047	6	Sverige	no class
36	65	Peter Olsen	0	2:41.597	10.973	131.928	5	Danmark	no class
37	51	Mikkel Bay	0	2:41.644	11.020	131.890	5	Danmark	Supersport
38	707	Allan Brandt	0	2:41.723	11.099	131.825	2	Danmark	Supersport
39	91	Kay Dagsberg	0	2:41.747	11.123	131.806	3	Norge	Superbike
40	283	Henrik Nielsen	0	2:41.910	11.286	131.673	4	Danmark	Supersport

Thursday

Slovakiaring 5.922 Km

Blue 1220-1240

4/17/2014 12:20

Qualifying started at 12:22:01

Pos	No.	Name	Points	Best Tm	Diff	Best Speed	In Lap	Nat/State	Class
41	155	Tor Arne Kiil	0	2:42.233	11.609	131.411	3	Sverige	Pro-Supersport
42	9996	TBA TBA	0	2:42.853	12.229	130.911	4		no class
43	788	Stig Bundgaard	0	2:43.648	13.024	130.275	3	Danmark	Superbike
44	160	Jack Hulstrøm	0	2:43.834	13.210	130.127	2	Danmark	Supersport
45	68	John Myrup	0	2:43.897	13.273	130.077	3	Danmark	Supersport
46	646	Rene Larfort	0	2:44.043	13.419	129.961	5	Danmark	Superbike
47	4	Anders Larsen	0	2:44.305	13.681	129.754	3	Danmark	Superbike
48	465	Johnny Nordman	0	2:44.375	13.751	129.699	5	Sverige	no class
49	84	Tony Paukku	0	2:44.437	13.813	129.650	6	Sverige	Superbike
50	444	Kenneth Fruensgaard	0	2:44.649	14.025	129.483	4	Danmark	Superbike
51	474	Lars Gadekær	0	2:45.558	14.934	128.772	3	Danmark	Supersport
52	59	Billy Nilsson	0	2:45.690	15.066	128.669	4	Sverige	Superbike
53	710	Morten Lomholt	0	2:45.723	15.099	128.644	3	Danmark	Superbike
54	169	Robert Persson	0	2:45.990	15.366	128.437	5	Sverige	Superbike
55	221	Michael Kidde Danielsen	0	2:46.077	15.453	128.369	2	Danmark	Superbike
56	515	Jonas Husted	0	2:46.280	15.656	128.213	5	Danmark	Supersport
57	491	Magnus Lindberg	0	2:47.239	16.615	127.477	2	Sverige	Superbike
58	469	Anders Holmgaard	0	2:47.315	16.691	127.420	2	Danmark	Supersport
59	458	Michael Holst	0	2:48.068	17.444	126.849	6	Sverige	Superbike
60	78	Bengt Börjesson	0	2:48.168	17.544	126.773	6	Sverige	Superbike
61	154	Charbel Gendi mangler be	0	2:49.701	19.077	125.628	2	Sweden	no class
62	277	Anders Nørgaard	0	2:49.710	19.086	125.621	3	Danmark	Superbike
63	497	Florian Neudecker	0	2:50.716	20.092	124.881	5	Germany	Superbike
64	541	Pelle Lundberg	0	2:51.097	20.473	124.603	5	Sverige	Superbike
65	67	George Fratilesco	0	2:51.974	21.350	123.968	4	Danmark	Supersport
66	146	Ralf Lisell	0	2:54.462	23.838	122.200	2	Sverige	Supersport
67	77	Charlotte Elmhed	0	2:55.165	24.541	121.709	5	Sverige	Superbike
68	334	Robin Lundberg	0	2:55.453	24.829	121.509	5	Sverige	Supersport
69	158	Jan Toft	0	3:00.220	29.596	118.295	5	Danmark	Superbike
70	39	Anders Polteg	0	3:03.568	32.944	116.138	2	Sverige	Superbike
71	97	åsa larsson	0	3:04.808	34.184	115.359	3	Sverige	Superbike
72	355	Dorte Pedersen	0	3:10.943	40.319	111.652	2	Danmark	Supersport
73	188	Casper Nørgaard	0	3:13.307	42.683	110.287	4	Danmark	no class
74	116	Lars Ole Pedersen	0	3:16.830	46.206	108.313	4	Danmark	no class
75	186	Stutz Philipp	0			-	0	?	no class
76	698	Frederik Hansen	0			-	0	Danmark	no class
77	9996	TBA TBA	0			-	0		no class

Thursday

Blue 1440-1500

Qualifying started at 14:41:00

Slovakiaring 5.922 Km

4/17/2014 14:40

Lap	Lap Tm	Diff	Time of Day
(9996) TBA TBA			
1			14:43:37.391
2	<b>2:26.374</b>		14:46:03.765

Lap	Lap Tm	Diff	Time of Day
(89) Jonas Lenande			
1			14:44:40.974
2	<b>2:29.182</b>		14:47:10.156
3	8:06.622	+5:37.440	14:55:16.778
4	2:34.538	+5.356	14:57:51.316

Lap	Lap Tm	Diff	Time of Day
(110) Danny Lambrecht			
1			14:45:01.177
2	2:34.032	+3.690	14:47:35.209
3	7:34.509	+5:04.167	14:55:09.718
4	<b>2:30.342</b>		14:57:40.060

Lap	Lap Tm	Diff	Time of Day
(622) Peter Klarqvist			
1			14:43:53.500
2	<b>2:31.701</b>		14:46:25.201
3	8:35.521	+6:03.820	14:55:00.722
4	2:33.305	+1.604	14:57:34.027

Lap	Lap Tm	Diff	Time of Day
(800) Arne Hartmann			
1			14:43:47.333
2	<b>2:32.069</b>		14:46:19.402
3	9:16.605	+6:44.536	14:55:36.007

Lap	Lap Tm	Diff	Time of Day
(150) Jonas Dahlgren			
1			14:42:49.597
2	<b>2:32.212</b>		14:45:21.809
3	2:34.200	+1.988	14:47:56.009
4	7:19.124	+4:46.912	14:55:15.133
5	2:34.122	+1.910	14:57:49.255

Lap	Lap Tm	Diff	Time of Day
(161) Bent Fischer			
1			14:44:27.811
2	<b>2:32.313</b>		14:47:00.124
3	8:31.675	+5:59.362	14:55:31.799

Lap	Lap Tm	Diff	Time of Day
(133) "Niko Mäkinen			
1			14:43:49.025
2	<b>2:32.402</b>		14:46:21.427

Lap	Lap Tm	Diff	Time of Day
(211) Michael Jul Sørensen			
1			14:44:24.612
2	<b>2:32.629</b>		14:46:57.241

Lap	Lap Tm	Diff	Time of Day
(199) Johan Kalen			
1			14:43:32.274
2	2:43.244	+9.809	14:46:15.518
3	8:34.607	+6:01.172	14:54:50.125
4	<b>2:33.435</b>		14:57:23.560

Lap	Lap Tm	Diff	Time of Day
(107) Jerry Skovgaard			
1			14:45:03.438
2	<b>2:33.463</b>		14:47:36.901
3	7:34.646	+5:01.183	14:55:11.547
4	2:36.329	+2.866	14:57:47.876

Lap	Lap Tm	Diff	Time of Day
(8) Sandra Lenander			
1			14:44:02.659
2	2:39.668	+5.047	14:46:42.327
3	8:34.171	+5:59.550	14:55:16.498
4	<b>2:34.621</b>		14:57:51.119

Lap	Lap Tm	Diff	Time of Day
(14) Thomas Kiss			
1			14:43:07.236
2	2:38.068	+3.417	14:45:45.304
3	<b>2:34.651</b>		14:48:19.955

Lap	Lap Tm	Diff	Time of Day
(6) Rene Jakobsen			
1			14:44:34.301
2	<b>2:34.845</b>		14:47:09.146

Lap	Lap Tm	Diff	Time of Day
(535) Rune Romdal			
1			14:45:08.170
2	<b>2:35.264</b>		14:47:43.434
3	7:28.709	+4:53.445	14:55:12.143
4	2:36.004	+0.740	14:57:48.147

Lap	Lap Tm	Diff	Time of Day
(69) Karsten Kirk Andersen			
1			14:44:06.871
2	<b>2:36.011</b>		14:46:42.882
3	8:12.404	+5:36.393	14:54:55.286
4	2:38.247	+2.236	14:57:33.533

Lap	Lap Tm	Diff	Time of Day
(300) Janne Koivuniemi			
1			14:43:22.352
2	<b>2:36.101</b>		14:45:58.453

Lap	Lap Tm	Diff	Time of Day
(533) Flemming Hole			
1			14:43:15.726
2	2:41.702	+5.597	14:45:57.428
3	9:06.940	+6:30.835	14:55:04.368
4	<b>2:36.105</b>		14:57:40.473

Lap	Lap Tm	Diff	Time of Day
(210) Patrik Meynert			
1			14:43:35.178
2	2:42.749	+6.598	14:46:17.927
3	8:30.752	+5:54.601	14:54:48.679
4	<b>2:36.151</b>		14:57:24.830

Lap	Lap Tm	Diff	Time of Day
(917) Flemming Vesterlund			
1			14:44:16.137
2	2:39.437	+2.614	14:46:55.574
3	8:28.005	+5:51.182	14:55:23.579
4	<b>2:36.823</b>		14:58:00.402

Lap	Lap Tm	Diff	Time of Day
(85) Martin Sandberg			
1			14:43:57.518
2	<b>2:37.356</b>		14:46:34.874

Lap	Lap Tm	Diff	Time of Day
(544) Michael Boll			
1			14:44:37.699
2	2:39.352	+1.763	14:47:17.051
3	7:45.362	+5:07.773	14:55:02.413
4	<b>2:37.589</b>		14:57:40.002

Lap	Lap Tm	Diff	Time of Day
(80) Morten Vejle Christoffersen			
1			14:44:09.069
2	<b>2:38.755</b>		14:46:47.824
3	8:52.015	+6:13.260	14:55:39.839

Lap	Lap Tm	Diff	Time of Day
(524) ole svendsen			
1			14:44:43.497
2	<b>2:39.100</b>		14:47:22.597

Lap	Lap Tm	Diff	Time of Day
(350) Brian Rossing			
1			14:44:24.040
2	<b>2:39.840</b>		14:47:03.880
3	8:34.913	+5:55.073	14:55:38.793

Lap	Lap Tm	Diff	Time of Day
(51) Mikkel Bay			
1			14:44:09.564
2	<b>2:39.922</b>		14:46:49.486

Lap	Lap Tm	Diff	Time of Day
(186) Stutz Philipp			
1			14:42:48.326
2	<b>2:40.642</b>		14:45:28.968
3	2:46.348	+5.706	14:48:15.316

Lap	Lap Tm	Diff	Time of Day
(65) Peter Olsen			
1			14:43:54.050
2	<b>2:40.645</b>		14:46:34.695

Lap	Lap Tm	Diff	Time of Day
(283) Henrik Nielsen			
1			14:44:09.878
2	2:41.474	+0.509	14:46:51.352
3	8:16.669	+5:35.704	14:55:08.021
4	<b>2:40.965</b>		14:57:48.986

Lap	Lap Tm	Diff	Time of Day
(788) Stig Bundgaard			
1			14:43:18.833
2	2:42.842	+1.291	14:46:01.675
3	9:09.446	+6:27.895	14:55:11.121
4	<b>2:41.551</b>		14:57:52.672

Lap	Lap Tm	Diff	Time of Day
(369) zeljko radetic			
1			14:43:25.803
2	<b>2:41.799</b>		14:46:07.602
3	8:45.216	+6:03.417	14:54:52.818
4	2:43.527	+1.728	14:57:36.345

Lap	Lap Tm	Diff	Time of Day
(172) Lasse Mølskov			
1			14:44:49.477
2	<b>2:42.875</b>		14:47:32.352
3	8:21.331	+5:38.456	14:55:53.683

Lap	Lap Tm	Diff	Time of Day
(195) Anders Adelbøg			
1			14:44:50.007
2	<b>2:43.025</b>		14:47:33.032
3	7:50.790	+5:07.765	14:55:23.822

Lap	Lap Tm	Diff	Time of Day
(707) Allan Brandt			
1			14:44:10.749
2	<b>2:43.043</b>		14:46:53.792

Lap	Lap Tm	Diff	Time of Day
(94) Peter Asmussen			
1			14:43:16.531
2	<b>2:43.274</b>		14:45:59.805

Lap	Lap Tm	Diff	Time of Day
(4) Anders Larsen			
1			14:44:45.757
2	<b>2:43.553</b>		14:47:29.310
3	8:07.208	+5:23.655	14:55:36.518

Lap	Lap Tm	Diff	Time of Day
(198) Michael Vestergaard			
1			14:43:24.195
2	2:48.243	+4.669	14:46:12.438
3	8:39.876	+5:56.302	14:54:52.314
4	<b>2:43.574</b>		14:57:35.888

Lap	Lap Tm	Diff	Time of Day
(848) Kim Skovholm			
1			14:45:11.459
2	<b>2:43.774</b>		14:47:55.233

Lap	Lap Tm	Diff	Time of Day
(84) Tony Pauku			



## Slovakiaring [4/17/2014]

Thursday

Blue 1440-1500

Slovakiaring 5.922 Km

4/17/2014 14:40

Qualifying started at 14:41:00

Lap	Lap Tm	Diff	Time of Day
1			14:44:08.987
2	2:46.367	+2.489	14:46:55.354
3	8:18.270	+5:34.392	14:55:13.624
4	<b>2:43.878</b>		14:57:57.502

(34) Mike Kofoed			
Lap	Lap Tm	Diff	Time of Day
1			14:45:11.644
2	<b>2:43.952</b>		14:47:55.596

(237) Christoffer Sikjær Christiansen			
Lap	Lap Tm	Diff	Time of Day
1			14:44:56.720
2	2:45.289	+1.084	14:47:42.009
3	7:34.308	+4:50.103	14:55:16.317
4	<b>2:44.205</b>		14:58:00.522

(515) Jonas Husted			
Lap	Lap Tm	Diff	Time of Day
1			14:44:46.263
2	<b>2:44.555</b>		14:47:30.818
3	7:55.485	+5:10.930	14:55:26.303

(250) Harly Bregendahl			
Lap	Lap Tm	Diff	Time of Day
1			14:43:07.460
2	<b>2:44.917</b>		14:45:52.377

(444) Kenneth Fruensgaard			
Lap	Lap Tm	Diff	Time of Day
1			14:43:39.097
2	<b>2:44.990</b>		14:46:24.087
3	8:48.018	+6:03.028	14:55:12.105

(68) John Myrup			
Lap	Lap Tm	Diff	Time of Day
1			14:44:51.559
2	<b>2:45.020</b>		14:47:36.579
3	8:17.205	+5:32.185	14:55:53.784

(646) Rene Larfort			
Lap	Lap Tm	Diff	Time of Day
1			14:43:07.063
2	<b>2:45.698</b>		14:45:52.761
3	9:20.631	+6:34.933	14:55:13.392

(469) Anders Holmgaard			
Lap	Lap Tm	Diff	Time of Day
1			14:45:01.745
2	<b>2:46.231</b>		14:47:47.976
3	8:05.531	+5:19.300	14:55:53.507

(333) Don Wanthanang mangler at betale 2600 for Mantorp			
Lap	Lap Tm	Diff	Time of Day
1			14:44:58.839
2	<b>2:46.400</b>		14:47:45.239
3	7:38.968	+4:52.568	14:55:24.207

(131) Seppo Pauku			
Lap	Lap Tm	Diff	Time of Day
1			14:43:28.740
2	<b>2:46.499</b>		14:46:15.239
3	9:35.522	+6:49.023	14:55:50.761

(78) Bengt Börjesson			
Lap	Lap Tm	Diff	Time of Day
1			14:43:09.899
2	2:52.268	+5.034	14:46:02.167
3	8:47.801	+6:00.567	14:54:49.968
4	<b>2:47.234</b>		14:57:37.202

(458) Michael Holst			
Lap	Lap Tm	Diff	Time of Day
1			14:43:19.405
2	2:55.553	+6.774	14:46:14.958
3	8:48.584	+5:59.805	14:55:03.542
4	<b>2:48.779</b>		14:57:52.321

Lap	Lap Tm	Diff	Time of Day
(497) Florian Neudecker			
1			14:44:02.927
2	2:50.279	+1.125	14:46:53.206
3	8:17.807	+5:28.653	14:55:11.013
4	<b>2:49.154</b>		14:58:00.167

(221) Michael Kidde Danielsen			
Lap	Lap Tm	Diff	Time of Day
1			14:44:56.301
2	<b>2:50.467</b>		14:47:46.768

(541) Pelle Lundberg			
Lap	Lap Tm	Diff	Time of Day
1			14:43:06.706
2	<b>2:50.742</b>		14:45:57.448

(710) Morten Lomholt			
Lap	Lap Tm	Diff	Time of Day
1			14:45:32.568
2	<b>2:50.747</b>		14:48:23.315
3	7:15.089	+4:24.342	14:55:38.404

(169) Robert Persson			
Lap	Lap Tm	Diff	Time of Day
1			14:43:23.683
2	2:57.563	+6.553	14:46:21.246
3	8:46.059	+5:55.049	14:55:07.305
4	<b>2:51.010</b>		14:57:58.315

(465) Johnny Nordman			
Lap	Lap Tm	Diff	Time of Day
1			14:45:07.962
2	<b>2:51.085</b>		14:47:59.047
3	7:33.808	+4:42.723	14:55:32.855

(59) Billy Nilsson			
Lap	Lap Tm	Diff	Time of Day
1			14:45:24.281
2	<b>2:52.871</b>		14:48:17.152

(160) Jack Hulstrøm			
Lap	Lap Tm	Diff	Time of Day
1			14:45:21.730
2	<b>2:53.983</b>		14:48:15.713
3	7:36.611	+4:42.628	14:55:52.324

(67) George Fratilesco			
Lap	Lap Tm	Diff	Time of Day
1			14:43:27.933
2	<b>2:54.347</b>		14:46:22.280
3	9:01.352	+6:07.005	14:55:23.632

(154) Charbel Gendi mangler betaling+ transponder			
Lap	Lap Tm	Diff	Time of Day
1			14:43:53.170
2	<b>2:54.349</b>		14:46:47.519
3	9:10.814	+6:16.465	14:55:58.333

(474) Lars Gadekær			
Lap	Lap Tm	Diff	Time of Day
1			14:45:20.530
2	<b>2:54.952</b>		14:48:15.482
3	7:20.348	+4:25.396	14:55:35.830

(146) Ralf Lisell			
Lap	Lap Tm	Diff	Time of Day
1			14:44:01.846
2	<b>2:55.440</b>		14:46:57.286
3	8:34.680	+5:39.240	14:55:31.966

(334) Robin Lundberg			
Lap	Lap Tm	Diff	Time of Day
1			14:43:05.901
2	<b>2:56.118</b>		14:46:02.019
3	8:55.816	+5:59.698	14:54:57.835

(163) Klaus Mikkelsen			
Lap	Lap Tm	Diff	Time of Day
1			14:45:18.439

Lap	Lap Tm	Diff	Time of Day
2	<b>2:57.772</b>		14:48:16.211
3	7:34.762	+4:36.990	14:55:50.973

(116) Lars Ole Pedersen			
Lap	Lap Tm	Diff	Time of Day
1			14:45:05.038
2	<b>3:20.784</b>		14:48:25.822
3	8:03.970	+4:43.186	14:56:29.792

(327) Dainis Berzins			
Lap	Lap Tm	Diff	Time of Day
1			14:47:40.590
2	<b>7:44.151</b>		14:55:24.741

(171) Lars Ebbesen			
Lap	Lap Tm	Diff	Time of Day
1			14:47:33.912
2	<b>8:41.801</b>		14:56:15.713

(188) Casper Nørgaard			
Lap	Lap Tm	Diff	Time of Day
1			14:45:30.734
2	<b>10:33.452</b>		14:56:04.186

(39) Anders Polteg			
Lap	Lap Tm	Diff	Time of Day
1			14:45:52.485

(277) Anders Nørgaard			
Lap	Lap Tm	Diff	Time of Day
1			14:47:48.524

(77) Charlotte Elmhed			
Lap	Lap Tm	Diff	Time of Day
1			14:47:57.051

(104) Nils Bo Riis - Mangler betaling + transponder			
Lap	Lap Tm	Diff	Time of Day
1			14:55:57.121

Chief of Timing &amp; Scoring

Race Director

Orbits

www.mylaps.com

Licensed to: Zenergy Racing

Thursday

Slovakiaring 5.922 Km

Blue 1440-1500

4/17/2014 14:40

Qualifying started at 14:41:00

Pos	No.	Name	Points	Best Tm	Diff	Best Speed	In Lap	Nat/State	Class
1	9996	TBA TBA	0	2:26.374		145.649	2		no class
2	89	Jonas Lenande	0	2:29.182	2.808	142.907	2		Superbike
3	110	Danny Lambrecht	0	2:30.342	3.968	141.805	4	Danmark	Supersport
4	622	Peter Klarqvist	0	2:31.701	5.327	140.534	2	Sverige	Superbike
5	800	Arne Hartmann	0	2:32.069	5.695	140.194	2	Danmark	Superbike
6	150	Jonas Dahlgren	0	2:32.212	5.838	140.063	2	Sverige	no class
7	161	Bent Fischer	0	2:32.313	5.939	139.970	2	Danmark	Superbike
8	133	"NikoMäkinen	0	2:32.402	6.028	139.888	2	Finland	Pro-Superbike
9	211	Michael Jul Sørensen	0	2:32.629	6.255	139.680	2	Danmark	Supersport
10	199	Johan Kalen	0	2:33.435	7.061	138.946	4	Sverige	no class
11	107	Jerry Skovgaard	0	2:33.463	7.089	138.921	2	Danmark	Supersport
12	8	Sandra Lenander	0	2:34.621	8.247	137.880	4	Sverige	Supersport
13	14	Thomas Kiss	0	2:34.651	8.277	137.854	3	Danmark	Supersport
14	6	Rene Jakobsen	0	2:34.845	8.471	137.681	2	Danmark	Supersport
15	535	Rune Romdal	0	2:35.264	8.890	137.309	2	Danmark	Supersport
16	69	Karsten Kirk Andersen	0	2:36.011	9.637	136.652	2	Danmark	Superbike
17	300	Janne Koivuniemi	0	2:36.101	9.727	136.573	2	Finland	Pro-Superbike
18	533	Flemming Hole	0	2:36.105	9.731	136.570	4	Danmark	Superbike
19	210	Patrik Meynert	0	2:36.151	9.777	136.529	4	Sverige	no class
20	917	Flemming Vesterlund	0	2:36.823	10.449	135.944	4	Danmark	Superbike
21	85	Martin Sandberg	0	2:37.356	10.982	135.484	2	Sverige	Superbike
22	544	Michael Boll	0	2:37.589	11.215	135.284	4	Danmark	Supersport
23	80	Morten Vejle Christofferse	0	2:38.755	12.381	134.290	2	Danmark	Superbike
24	524	ole svendsen	0	2:39.100	12.726	133.999	2	Danmark	Supersport
25	350	Brian Rossing	0	2:39.840	13.466	133.378	2	Danmark	no class
26	51	Mikkel Bay	0	2:39.922	13.548	133.310	2	Danmark	Supersport
27	186	Stutz Philipp	0	2:40.642	14.268	132.712	2	?	no class
28	65	Peter Olsen	0	2:40.645	14.271	132.710	2	Danmark	no class
29	283	Henrik Nielsen	0	2:40.965	14.591	132.446	4	Danmark	Supersport
30	788	Stig Bundgaard	0	2:41.551	15.177	131.966	4	Danmark	Superbike
31	369	zeljko radetic	0	2:41.799	15.425	131.763	2	Sverige	Pro-Supersport
32	172	Lasse Mølskov	0	2:42.875	16.501	130.893	2	Danmark	Superbike
33	195	Anders Adelbøg	0	2:43.025	16.651	130.773	2	Danmark	Supersport
34	707	Allan Brandt	0	2:43.043	16.669	130.758	2	Danmark	Supersport
35	94	Peter Asmussen	0	2:43.274	16.900	130.573	2	Danmark	Superbike
36	4	Anders Larsen	0	2:43.553	17.179	130.350	2	Danmark	Superbike
37	198	Michael Vestergaard	0	2:43.574	17.200	130.334	4	Danmark	Supersport
38	848	Kim Skovholm	0	2:43.774	17.400	130.175	2	Danmark	no class
39	84	Tony Pauku	0	2:43.878	17.504	130.092	4	Sverige	Superbike
40	34	Mike Kofoed	0	2:43.952	17.578	130.033	2	Danmark	Pro-Supersport

Thursday

Slovakiaring 5.922 Km

Blue 1440-1500

4/17/2014 14:40

Qualifying started at 14:41:00

Pos	No.	Name	Points	Best Tm	Diff	Best Speed	In Lap	Nat/State	Class
41	237	Christoffer Sikjær Christia	0	2:44.205	17.831	129.833	4	Danmark	Supersport
42	515	Jonas Husted	0	2:44.555	18.181	129.557	2	Danmark	Supersport
43	250	Harly Bregendahl	0	2:44.917	18.543	129.272	2	Danmark	Supersport
44	444	Kenneth Fruensgaard	0	2:44.990	18.616	129.215	2	Danmark	Superbike
45	68	John Myrup	0	2:45.020	18.646	129.192	2	Danmark	Supersport
46	646	Rene Larfort	0	2:45.698	19.324	128.663	2	Danmark	Superbike
47	469	Anders Holmgaard	0	2:46.231	19.857	128.250	2	Danmark	Supersport
48	333	Don Wanthanang mangle	0	2:46.400	20.026	128.120	2	Danmark	Supersport
49	131	Seppo Paukku	0	2:46.499	20.125	128.044	2	Finland	no class
50	78	Bengt Börjesson	0	2:47.234	20.860	127.481	4	Sverige	Superbike
51	458	Michael Holst	0	2:48.779	22.405	126.314	4	Sverige	Superbike
52	497	Florian Neudecker	0	2:49.154	22.780	126.034	4	Germany	Superbike
53	221	Michael Kidde Danielsen	0	2:50.467	24.093	125.064	2	Danmark	Superbike
54	541	Pelle Lundberg	0	2:50.742	24.368	124.862	2	Sverige	Superbike
55	710	Morten Lomholt	0	2:50.747	24.373	124.858	2	Danmark	Superbike
56	169	Robert Persson	0	2:51.010	24.636	124.666	4	Sverige	Superbike
57	465	Johnny Nordman	0	2:51.085	24.711	124.612	2	Sverige	no class
58	59	Billy Nilsson	0	2:52.871	26.497	123.324	2	Sverige	Superbike
59	160	Jack Hulstrøm	0	2:53.983	27.609	122.536	2	Danmark	Supersport
60	67	George Fratilesco	0	2:54.347	27.973	122.280	2	Danmark	Supersport
61	154	Charbel Gendi mangler be	0	2:54.349	27.975	122.279	2	Sweden	no class
62	474	Lars Gadekær	0	2:54.952	28.578	121.857	2	Danmark	Supersport
63	146	Ralf Lisell	0	2:55.440	29.066	121.518	2	Sverige	Supersport
64	334	Robin Lundberg	0	2:56.118	29.744	121.051	2	Sverige	Supersport
65	163	Klaus Mikkelsen	0	2:57.772	31.398	119.924	2	Danmark	Supersport
66	116	Lars Ole Pedersen	0	3:20.784	54.410	106.180	2	Danmark	no class
67	327	Dainis Berzins	0	7:44.151	5:17.777	45.932	2	Latvia	Superbike
68	171	Lars Ebbesen	0	8:41.801	6:15.427	40.857	2	Danmark	Superbike
69	188	Casper Nørgaard	0	10:33.452	8:07.078	33.656	2	Danmark	no class
70	39	Anders Polteg	0			-	0	Sverige	Superbike
71	277	Anders Nørgaard	0			-	0	Danmark	Superbike
72	77	Charlotte Elmhed	0			-	0	Sverige	Superbike
73	104	Nils Bo Riis - Mangler bet:	0			-	0	Danmark	Supersport

Thursday

Blue 1600-1620

Qualifying started at 16:01:11

Slovakiaring 5.922 Km

4/17/2014 16:00

Lap	Lap Tm	Diff	Time of Day
<b>(150) Jonas Dahlgren</b>			
1			16:02:36.227
2	2:28.748	+2.302	16:05:04.975
3	<b>2:26.446</b>		16:07:31.421
4	2:27.478	+1.032	16:09:58.899
5	2:27.055	+0.609	16:12:25.954
6	2:30.596	+4.150	16:14:56.550
7	2:30.303	+3.857	16:17:26.853

Lap	Lap Tm	Diff	Time of Day
<b>(110) Danny Lambrecht</b>			
1			16:02:43.409
2	2:30.330	+2.990	16:05:13.739
3	2:28.445	+1.105	16:07:42.184
4	<b>2:27.340</b>		16:10:09.524
5	2:28.307	+0.967	16:12:37.831
6	2:29.501	+2.161	16:15:07.332

Lap	Lap Tm	Diff	Time of Day
<b>(300) Janne Koivuniemi</b>			
1			16:03:01.459
2	2:34.596	+7.244	16:05:36.055
3	2:33.625	+6.273	16:08:09.680
4	2:35.206	+7.854	16:10:44.886
5	<b>2:27.352</b>		16:13:12.238
6	2:31.386	+4.034	16:15:43.624

Lap	Lap Tm	Diff	Time of Day
<b>(381) Benjamin Sørensen</b>			
1			16:03:59.995
2	2:33.288	+5.683	16:06:33.283
3	2:31.389	+3.784	16:09:04.672
4	2:29.283	+1.678	16:11:33.955
5	<b>2:27.605</b>		16:14:01.560

Lap	Lap Tm	Diff	Time of Day
<b>(107) Jerry Skovgaard</b>			
1			16:02:39.929
2	2:32.629	+4.681	16:05:12.558
3	2:29.481	+1.533	16:07:42.039
4	2:30.275	+2.327	16:10:12.314
5	2:28.618	+0.670	16:12:40.932
6	<b>2:27.948</b>		16:15:08.880
7	2:28.663	+0.715	16:17:37.543

Lap	Lap Tm	Diff	Time of Day
<b>(327) Dainis Berzins</b>			
1			16:02:50.483
2	2:33.875	+3.996	16:05:24.358
3	<b>2:29.879</b>		16:07:54.237
4	2:32.810	+2.931	16:10:27.047
5	2:31.647	+1.768	16:12:58.694
6	2:33.607	+3.728	16:15:32.301

Lap	Lap Tm	Diff	Time of Day
<b>(533) Flemming Hole</b>			
1			16:03:16.715
2	2:36.090	+6.149	16:05:52.805
3	2:33.042	+3.101	16:08:25.847
4	2:33.808	+3.867	16:10:59.655
5	2:33.429	+3.488	16:13:33.084
6	<b>2:29.941</b>		16:16:03.025

Lap	Lap Tm	Diff	Time of Day
<b>(69) Karsten Kirk Andersen</b>			
1			16:02:51.776
2	2:35.605	+5.618	16:05:27.381
3	2:33.989	+4.002	16:08:01.370
4	2:30.377	+0.390	16:10:31.747
5	<b>2:29.987</b>		16:13:01.734
6	2:30.035	+0.048	16:15:31.769

Lap	Lap Tm	Diff	Time of Day
<b>(800) Arne Hartmann</b>			
1			16:03:45.919
2	2:40.923	+10.849	16:06:26.842
3	<b>2:30.074</b>		16:08:56.916
4	2:36.821	+6.747	16:11:33.737
5	2:39.540	+9.466	16:14:13.277
6	2:35.601	+5.527	16:16:48.878

Lap	Lap Tm	Diff	Time of Day
<b>(89) Jonas Lenande</b>			
1			16:06:29.683
2	2:39.375	+8.471	16:09:09.058
3	<b>2:30.904</b>		16:11:39.962
4	2:36.057	+5.153	16:14:16.019
5	2:33.316	+2.412	16:16:49.335

Lap	Lap Tm	Diff	Time of Day
<b>(917) Flemming Vesterlund</b>			
1			16:03:25.568
2	2:46.333	+14.638	16:06:11.901
3	2:41.726	+10.031	16:08:53.627
4	2:36.260	+4.565	16:11:29.887
5	<b>2:31.695</b>		16:14:01.582
6	2:37.559	+5.864	16:16:39.141

Lap	Lap Tm	Diff	Time of Day
<b>(199) Johan Kalen</b>			
1			16:03:18.050
2	2:39.405	+7.566	16:05:57.455
3	2:34.461	+2.622	16:08:31.916
4	2:36.162	+4.323	16:11:08.078
5	2:35.321	+3.482	16:13:43.399
6	<b>2:31.839</b>		16:16:15.238

Lap	Lap Tm	Diff	Time of Day
<b>(195) Anders Adelbøg</b>			
1			16:04:06.937
2	2:43.123	+11.266	16:06:50.060
3	2:37.946	+6.089	16:09:28.006
4	2:39.238	+7.381	16:12:07.244
5	<b>2:31.857</b>		16:14:39.101
6	2:35.108	+3.251	16:17:14.209

Lap	Lap Tm	Diff	Time of Day
<b>(186) Stutz Philipp</b>			
1			16:02:47.365
2	2:40.295	+8.360	16:05:27.660
3	2:36.688	+4.753	16:08:04.348
4	2:33.024	+1.089	16:10:37.372
5	<b>2:31.935</b>		16:13:09.307
6	2:33.344	+1.409	16:15:42.651

Lap	Lap Tm	Diff	Time of Day
<b>(6) Rene Jakobsen</b>			
1			16:04:07.266
2	2:41.676	+9.727	16:06:48.942
3	2:36.350	+4.401	16:09:25.292
4	2:33.877	+1.928	16:11:59.169
5	<b>2:31.949</b>		16:14:31.118
6	2:32.284	+0.335	16:17:03.402

Lap	Lap Tm	Diff	Time of Day
<b>(14) Thomas Kiss</b>			
1			16:02:46.925
2	2:37.358	+5.117	16:05:24.283
3	2:36.823	+4.582	16:08:01.106
4	<b>2:32.241</b>		16:10:33.347
5	2:33.644	+1.403	16:13:06.991

Lap	Lap Tm	Diff	Time of Day
<b>(8) Sandra Lenander</b>			
1			16:06:29.239
2	2:39.457	+6.889	16:09:08.696
3	2:33.046	+0.478	16:11:41.742

Lap	Lap Tm	Diff	Time of Day
4	2:33.407	+0.839	16:14:15.149
5	<b>2:32.568</b>		16:16:47.717

Lap	Lap Tm	Diff	Time of Day
<b>(161) Bent Fischer</b>			
1			16:04:10.939
2	2:37.630	+4.478	16:06:48.569
3	2:37.880	+4.728	16:09:26.449
4	2:34.288	+1.136	16:12:00.737
5	<b>2:33.152</b>		16:14:33.889
6	2:36.608	+3.456	16:17:10.497

Lap	Lap Tm	Diff	Time of Day
<b>(4) Anders Larsen</b>			
1			16:04:06.628
2	2:42.662	+9.504	16:06:49.290
3	2:38.390	+5.232	16:09:27.680
4	2:35.436	+2.278	16:12:03.116
5	<b>2:33.158</b>		16:14:36.274
6	2:38.434	+5.276	16:17:14.708

Lap	Lap Tm	Diff	Time of Day
<b>(211) Michael Jul Sørensen</b>			
1			16:03:59.782
2	2:41.709	+6.822	16:06:41.491
3	2:39.841	+4.954	16:09:21.332
4	2:37.165	+2.278	16:11:58.497
5	<b>2:34.887</b>		16:14:33.384
6	2:37.814	+2.927	16:17:11.198

Lap	Lap Tm	Diff	Time of Day
<b>(250) Harly Bregendahl</b>			
1			16:03:04.658
2	<b>2:35.435</b>		16:05:40.093
3	2:45.465	+10.030	16:08:25.558
4	2:42.427	+6.992	16:11:07.985
5	2:43.625	+8.190	16:13:51.610

Lap	Lap Tm	Diff	Time of Day
<b>(333) Don Wanthanang mangler at betale 2600 for Mantorp</b>			
1			16:03:19.339
2	2:41.378	+5.911	16:06:00.717
3	<b>2:35.467</b>		16:08:36.184
4	2:36.144	+0.677	16:11:12.328
5	2:39.369	+3.902	16:13:51.697
6	2:36.833	+1.366	16:16:28.530

Lap	Lap Tm	Diff	Time of Day
<b>(85) Martin Sandberg</b>			
1			16:02:57.043
2	2:38.717	+3.028	16:05:35.760
3	2:36.186	+0.497	16:08:11.946
4	2:38.998	+3.309	16:10:50.944
5	2:40.273	+4.584	16:13:31.217
6	<b>2:35.689</b>		16:16:06.906

Lap	Lap Tm	Diff	Time of Day
<b>(210) Patrik Meynert</b>			
1			16:03:17.176
2	2:41.589	+5.684	16:05:58.765
3	2:37.293	+1.388	16:08:36.058
4	2:36.049	+0.144	16:11:12.107
5	2:39.151	+3.246	16:13:51.258
6	<b>2:35.905</b>		16:16:27.163

Lap	Lap Tm	Diff	Time of Day
<b>(283) Henrik Nielsen</b>			
1			16:03:30.833
2	2:38.971	+2.921	16:06:09.804
3	2:38.713	+2.663	16:08:48.517
4	2:38.215	+2.165	16:11:26.732
5	2:37.566	+1.516	16:14:04.298
6	<b>2:36.050</b>		16:16:40.348

## Slovakiaring [4/17/2014]


Thursday

Blue 1600-1620

Qualifying started at 16:01:11

Slovakiaring 5.922 Km

4/17/2014 16:00



Lap	Lap Tm	Diff	Time of Day
<b>(622) Peter Klarqvist</b>			
1			16:04:13.906
2	2:36.256	+0.192	16:06:50.162
3	<b>2:36.064</b>		16:09:26.226

Lap	Lap Tm	Diff	Time of Day
<b>(198) Michael Vestergaard</b>			
1			16:02:48.832
2	2:42.621	+6.472	16:05:31.453
3	2:39.938	+3.789	16:08:11.391
4	2:40.918	+4.769	16:10:52.309
5	2:39.808	+3.659	16:13:32.117
6	<b>2:36.149</b>		16:16:08.266

Lap	Lap Tm	Diff	Time of Day
<b>(94) Peter Asmussen</b>			
1			16:02:56.680
2	2:41.271	+4.974	16:05:37.951
3	<b>2:36.297</b>		16:08:14.248

Lap	Lap Tm	Diff	Time of Day
<b>(524) ole svendsen</b>			
1			16:04:02.246
2	2:41.927	+5.611	16:06:44.173
3	2:38.513	+2.197	16:09:22.686
4	<b>2:36.316</b>		16:11:59.002

Lap	Lap Tm	Diff	Time of Day
<b>(544) Michael Boll</b>			
1			16:03:29.249
2	2:42.301	+5.946	16:06:11.550
3	2:38.112	+1.757	16:08:49.662
4	2:40.682	+4.327	16:11:30.344
5	2:38.556	+2.201	16:14:08.900
6	<b>2:36.355</b>		16:16:45.255

Lap	Lap Tm	Diff	Time of Day
<b>(171) Lars Ebbesen</b>			
1			16:05:04.738
2	<b>2:36.496</b>		16:07:41.234
3	2:37.470	+0.974	16:10:18.704
4	2:38.085	+1.589	16:12:56.789

Lap	Lap Tm	Diff	Time of Day
<b>(369) zeljko radetic</b>			
1			16:03:17.930
2	2:40.931	+4.287	16:05:58.861
3	2:37.878	+1.234	16:08:36.739
4	<b>2:36.644</b>		16:11:13.383
5	2:38.663	+2.019	16:13:52.046
6	2:37.472	+0.828	16:16:29.518

Lap	Lap Tm	Diff	Time of Day
<b>(91) Kay Dagsberg</b>			
1			16:05:19.677
2	2:46.475	+9.710	16:08:06.152
3	2:44.176	+7.411	16:10:50.328
4	2:38.670	+1.905	16:13:28.998
5	<b>2:36.765</b>		16:16:05.763

Lap	Lap Tm	Diff	Time of Day
<b>(444) Kenneth Fruensgaard</b>			
1			16:03:50.446
2	2:42.210	+5.160	16:06:32.656
3	2:38.635	+1.585	16:09:11.291
4	<b>2:37.050</b>		16:11:48.341
5	2:37.551	+0.501	16:14:25.892

Lap	Lap Tm	Diff	Time of Day
<b>(80) Morten Vejle Christoffersen</b>			
1			16:02:53.391
2	2:40.109	+3.018	16:05:33.500
3	<b>2:37.091</b>		16:08:10.591
4	2:39.897	+2.806	16:10:50.488
5	2:39.477	+2.386	16:13:29.965

Lap	Lap Tm	Diff	Time of Day
6	2:37.357	+0.266	16:16:07.322

Lap	Lap Tm	Diff	Time of Day
<b>(131) Seppo Paukku</b>			
1			16:03:33.353
2	2:39.065	+1.220	16:06:12.418
3	<b>2:37.845</b>		16:08:50.263
4	2:40.273	+2.428	16:11:30.536
5	2:39.829	+1.984	16:14:10.365
6	2:38.000	+0.155	16:16:48.365

Lap	Lap Tm	Diff	Time of Day
<b>(51) Mikkel Bay</b>			
1			16:03:26.131
2	2:42.623	+4.695	16:06:08.754
3	2:42.262	+4.334	16:08:51.016
4	2:40.252	+2.324	16:11:31.268
5	2:38.825	+0.897	16:14:10.093
6	<b>2:37.928</b>		16:16:48.021

Lap	Lap Tm	Diff	Time of Day
<b>(68) John Myrup</b>			
1			16:03:49.648
2	2:42.304	+4.180	16:06:31.952
3	2:39.412	+1.288	16:09:11.364
4	<b>2:38.124</b>		16:11:49.488
5	2:40.071	+1.947	16:14:29.559
6	2:40.163	+2.039	16:17:09.722

Lap	Lap Tm	Diff	Time of Day
<b>(172) Lasse Mølskov</b>			
1			16:03:41.686
2	2:44.945	+6.322	16:06:26.631
3	2:42.236	+3.613	16:09:08.867
4	2:40.465	+1.842	16:11:49.332
5	<b>2:38.623</b>		16:14:27.955
6	2:42.208	+3.585	16:17:10.163

Lap	Lap Tm	Diff	Time of Day
<b>(848) Kim Skovholm</b>			
1			16:04:46.198
2	2:44.523	+5.594	16:07:30.721
3	2:40.227	+1.298	16:10:10.948
4	2:39.941	+1.012	16:12:50.889
5	<b>2:38.929</b>		16:15:29.818

Lap	Lap Tm	Diff	Time of Day
<b>(788) Stig Bundgaard</b>			
1			16:03:08.334
2	<b>2:39.333</b>		16:05:47.667
3	2:39.585	+0.252	16:08:27.252
4	2:41.251	+1.918	16:11:08.503
5	2:39.982	+0.649	16:13:48.485
6	2:39.981	+0.648	16:16:28.466

Lap	Lap Tm	Diff	Time of Day
<b>(9996) TBA TBA</b>			
1			16:03:40.610
2	2:47.617	+7.948	16:06:28.227
3	2:42.521	+2.852	16:09:10.748
4	2:41.596	+1.927	16:11:52.344
5	<b>2:39.669</b>		16:14:32.013
6	2:41.477	+1.808	16:17:13.490

Lap	Lap Tm	Diff	Time of Day
<b>(237) Christoffer Sikjær Christiansen</b>			
1			16:02:50.123
2	2:49.744	+9.991	16:05:39.867
3	2:49.257	+9.504	16:08:29.124
4	<b>2:39.753</b>		16:11:08.877
5	2:43.629	+3.876	16:13:52.506
6	2:46.639	+6.886	16:16:39.145

Lap	Lap Tm	Diff	Time of Day
<b>(646) Rene Larfort</b>			

Lap	Lap Tm	Diff	Time of Day
1			16:03:10.920
2	2:46.409	+6.179	16:05:57.329
3	2:41.444	+1.214	16:08:38.773
4	2:43.332	+3.102	16:11:22.105
5	2:41.374	+1.144	16:14:03.479
6	<b>2:40.230</b>		16:16:43.709

Lap	Lap Tm	Diff	Time of Day
<b>(65) Peter Olsen</b>			
1			16:03:31.894
2	<b>2:40.972</b>		16:06:12.866

Lap	Lap Tm	Diff	Time of Day
<b>(469) Anders Holmgard</b>			
1			16:02:51.618
2	2:43.848	+2.722	16:05:35.466
3	<b>2:41.126</b>		16:08:16.592
4	2:43.244	+2.118	16:10:59.836
5	2:43.474	+2.348	16:13:43.310

Lap	Lap Tm	Diff	Time of Day
<b>(474) Lars Gadekær</b>			
1			16:04:05.994
2	2:45.237	+3.707	16:06:51.231
3	<b>2:41.530</b>		16:09:32.761
4	2:42.441	+0.911	16:12:15.202
5	2:44.334	+2.804	16:14:59.536
6	2:43.428	+1.898	16:17:42.964

Lap	Lap Tm	Diff	Time of Day
<b>(707) Allan Brandt</b>			
1			16:03:55.952
2	2:45.383	+3.475	16:06:41.335
3	2:43.865	+1.957	16:09:25.200
4	<b>2:41.908</b>		16:12:07.108

Lap	Lap Tm	Diff	Time of Day
<b>(84) Tony Paukku</b>			
1			16:02:52.695
2	2:44.850	+2.662	16:05:37.545
3	<b>2:42.188</b>		16:08:19.733
4	2:43.596	+1.408	16:11:03.329

Lap	Lap Tm	Diff	Time of Day
<b>(155) Tor Arne Kill</b>			
1			16:05:35.241
2	2:50.016	+7.739	16:08:25.257
3	<b>2:42.277</b>		16:11:07.534
4	2:43.361	+1.084	16:13:50.895

Lap	Lap Tm	Diff	Time of Day
<b>(78) Bengt Börjesson</b>			
1			16:03:08.612
2	2:48.043	+4.558	16:05:56.655
3	2:46.964	+3.479	16:08:43.619
4	2:45.800	+2.315	16:11:29.419
5	<b>2:43.485</b>		16:14:12.904
6	2:44.799	+1.314	16:16:57.703

Lap	Lap Tm	Diff	Time of Day
<b>(154) Charbel Gendi mangler betaling+ transponder</b>			
1			16:04:28.296
2	2:49.236	+5.390	16:07:17.532
3	2:48.451	+4.605	16:10:05.983
4	2:46.951	+3.105	16:12:52.934
5	<b>2:43.846</b>		16:15:36.780

Lap	Lap Tm	Diff	Time of Day
<b>(458) Michael Holst</b>			
1			16:03:33.949
2	2:56.680	+12.833	16:06:30.629
3	2:56.899	+13.052	16:09:27.528
4	2:49.353	+5.506	16:12:16.881
5	2:47.130	+3.283	16:15:04.011
6	<b>2:43.847</b>		16:17:47.858

Chief of Timing &amp; Scoring

Race Director

Orbits

www.mylaps.com

Licensed to: Zenergy Racing

## Slovakiaring [4/17/2014]

Thursday

Slovakiaring 5.922 Km

Blue 1600-1620

4/17/2014 16:00

Qualifying started at 16:01:11

Lap	Lap Tm	Diff	Time of Day
<b>(350) Brian Rossing</b>			
1			16:03:59.313
2	<b>2:44.630</b>		16:06:43.943

Lap	Lap Tm	Diff	Time of Day
<b>(710) Morten Lomholt</b>			
1			16:03:25.424
2	2:46.370	+1.406	16:06:11.794
3	<b>2:44.964</b>		16:08:56.758
4	2:45.253	+0.289	16:11:42.011
5	2:49.411	+4.447	16:14:31.422
6	2:49.705	+4.741	16:17:21.127

Lap	Lap Tm	Diff	Time of Day
<b>(465) Johnny Nordman</b>			
1			16:04:47.540
2	2:47.772	+1.907	16:07:35.312
3	<b>2:45.865</b>		16:10:21.177
4	2:46.786	+0.921	16:13:07.963

Lap	Lap Tm	Diff	Time of Day
<b>(160) Jack Hulstrøm</b>			
1			16:03:45.091
2	2:48.098	+2.102	16:06:33.189
3	2:49.298	+3.302	16:09:22.487
4	<b>2:45.996</b>		16:12:08.483

Lap	Lap Tm	Diff	Time of Day
<b>(541) Pelle Lundberg</b>			
1			16:03:44.602
2	2:52.145	+6.132	16:06:36.747
3	2:49.478	+3.465	16:09:26.225
4	2:47.557	+1.544	16:12:13.782
5	2:47.505	+1.492	16:15:01.287
6	<b>2:46.013</b>		16:17:47.300

Lap	Lap Tm	Diff	Time of Day
<b>(67) George Fratilesco</b>			
1			16:03:13.766
2	<b>2:46.935</b>		16:06:00.701
3	2:47.104	+0.169	16:08:47.805
4	2:49.859	+2.924	16:11:37.664
5	2:48.087	+1.152	16:14:25.751
6	2:51.348	+4.413	16:17:17.099

Lap	Lap Tm	Diff	Time of Day
<b>(59) Billy Nilsson</b>			
1			16:05:39.669
2	2:49.262	+2.268	16:08:28.931
3	<b>2:46.994</b>		16:11:15.925

Lap	Lap Tm	Diff	Time of Day
<b>(163) Klaus Mikkelsen</b>			
1			16:04:39.484
2	2:51.764	+3.912	16:07:31.248
3	2:48.159	+0.307	16:10:19.407
4	<b>2:47.852</b>		16:13:07.259
5	2:50.914	+3.062	16:15:58.173

Lap	Lap Tm	Diff	Time of Day
<b>(491) Magnus Lindberg</b>			
1			16:05:12.677
2	<b>2:48.325</b>		16:08:01.002
3	2:49.247	+0.922	16:10:50.249

Lap	Lap Tm	Diff	Time of Day
<b>(169) Robert Persson</b>			
1			16:05:17.143
2	<b>2:48.742</b>		16:08:05.885
3	2:53.602	+4.860	16:10:59.487
4	2:49.355	+0.613	16:13:48.842

Lap	Lap Tm	Diff	Time of Day
<b>(277) Anders Nørgaard</b>			
1			16:05:14.947

Lap	Lap Tm	Diff	Time of Day
<b>(497) Florian Neudecker</b>			
1			16:04:01.954
2	7:38.727	+4:46.235	16:11:40.681
3	<b>2:52.492</b>		16:14:33.173

Lap	Lap Tm	Diff	Time of Day
<b>(77) Charlotte Elmhed</b>			
1			16:06:51.191
2	2:57.256	+3.066	16:09:48.447
3	<b>2:54.190</b>		16:12:42.637
4	2:59.366	+5.176	16:15:42.003

Lap	Lap Tm	Diff	Time of Day
<b>(334) Robin Lundberg</b>			
1			16:03:49.073
2	<b>2:54.813</b>		16:06:43.886
3	2:55.745	+0.932	16:09:39.631
4	2:55.211	+0.398	16:12:34.842

Lap	Lap Tm	Diff	Time of Day
<b>(158) Jan Toft</b>			
1			16:03:36.618
2	3:13.407	+12.132	16:06:50.025
3	3:05.001	+3.726	16:09:55.026
4	3:01.674	+0.399	16:12:56.700
5	<b>3:01.275</b>		16:15:57.975

Lap	Lap Tm	Diff	Time of Day
<b>(355) Dorte Pedersen</b>			
1			16:03:53.083
2	3:19.026	+5.296	16:07:12.109
3	3:17.197	+3.467	16:10:29.306
4	<b>3:13.730</b>		16:13:43.036
5	3:14.427	+0.697	16:16:57.463

Lap	Lap Tm	Diff	Time of Day
<b>(188) Casper Nørgaard</b>			
1			16:05:21.696
2	<b>3:15.963</b>		16:08:37.659

Lap	Lap Tm	Diff	Time of Day
<b>(116) Lars Ole Pedersen</b>			
1			16:04:24.844
2	3:18.842	+1.918	16:07:43.686
3	3:19.399	+2.475	16:11:03.085
4	<b>3:16.924</b>		16:14:20.009
5	3:18.784	+1.860	16:17:38.793

Lap	Lap Tm	Diff	Time of Day
<b>(221) Michael Kidde Danielsen</b>			
1			16:04:28.877

Chief of Timing &amp; Scoring

Race Director

Orbits

www.mylaps.com

Licensed to: Zenergy Racing

Thursday

Slovakiaring 5.922 Km

Blue 1600-1620

4/17/2014 16:00

Qualifying started at 16:01:11

Pos	No.	Name	Points	Best Tm	Diff	Best Speed	In Lap	Nat/State	Class
1	150	Jonas Dahlgren	0	2:26.446		145.577	3	Sverige	no class
2	110	Danny Lambrecht	0	2:27.340	0.894	144.694	4	Danmark	Supersport
3	300	Janne Koivuniemi	0	2:27.352	0.906	144.682	5	Finland	Pro-Superbike
4	381	Benjamin Sørensen	0	2:27.605	1.159	144.434	5	Danmark	Superbike
5	107	Jerry Skovgaard	0	2:27.948	1.502	144.099	6	Danmark	Supersport
6	327	Dainis Berzins	0	2:29.879	3.433	142.243	3	Latvia	Superbike
7	533	Flemming Hole	0	2:29.941	3.495	142.184	6	Danmark	Superbike
8	69	Karsten Kirk Andersen	0	2:29.987	3.541	142.140	5	Danmark	Superbike
9	800	Arne Hartmann	0	2:30.074	3.628	142.058	3	Danmark	Superbike
10	89	Jonas Lenande	0	2:30.904	4.458	141.277	3		Superbike
11	917	Flemming Vesterlund	0	2:31.695	5.249	140.540	5	Danmark	Superbike
12	199	Johan Kalen	0	2:31.839	5.393	140.407	6	Sverige	no class
13	195	Anders Adelbøg	0	2:31.857	5.411	140.390	5	Danmark	Supersport
14	186	Stutz Philipp	0	2:31.935	5.489	140.318	5	?	no class
15	6	Rene Jakobsen	0	2:31.949	5.503	140.305	5	Danmark	Supersport
16	14	Thomas Kiss	0	2:32.241	5.795	140.036	4	Danmark	Supersport
17	8	Sandra Lenander	0	2:32.568	6.122	139.736	5	Sverige	Supersport
18	161	Bent Fischer	0	2:33.152	6.706	139.203	5	Danmark	Superbike
19	4	Anders Larsen	0	2:33.158	6.712	139.197	5	Danmark	Superbike
20	211	Michael Jul Sørensen	0	2:34.887	8.441	137.644	5	Danmark	Supersport
21	250	Harly Bregendahl	0	2:35.435	8.989	137.158	2	Danmark	Supersport
22	333	Don Wanthanang mangle	0	2:35.467	9.021	137.130	3	Danmark	Supersport
23	85	Martin Sandberg	0	2:35.689	9.243	136.935	6	Sverige	Superbike
24	210	Patrik Meynert	0	2:35.905	9.459	136.745	6	Sverige	no class
25	283	Henrik Nielsen	0	2:36.050	9.604	136.618	6	Danmark	Supersport
26	622	Peter Klarqvist	0	2:36.064	9.618	136.605	3	Sverige	Superbike
27	198	Michael Vestergaard	0	2:36.149	9.703	136.531	6	Danmark	Supersport
28	94	Peter Asmussen	0	2:36.297	9.851	136.402	3	Danmark	Superbike
29	524	ole svendsen	0	2:36.316	9.870	136.385	4	Danmark	Supersport
30	544	Michael Boll	0	2:36.355	9.909	136.351	6	Danmark	Supersport
31	171	Lars Ebbesen	0	2:36.496	10.050	136.228	2	Danmark	Superbike
32	369	zeljko radetic	0	2:36.644	10.198	136.100	4	Sverige	Pro-Supersport
33	91	Kay Dagsberg	0	2:36.765	10.319	135.995	5	Norge	Superbike
34	444	Kenneth Fruensgaard	0	2:37.050	10.604	135.748	4	Danmark	Superbike
35	80	Morten Vejle Christofferse	0	2:37.091	10.645	135.712	3	Danmark	Superbike
36	131	Seppo Paukku	0	2:37.845	11.399	135.064	3	Finland	no class
37	51	Mikkel Bay	0	2:37.928	11.482	134.993	6	Danmark	Supersport
38	68	John Myrup	0	2:38.124	11.678	134.826	4	Danmark	Supersport
39	172	Lasse Mølskov	0	2:38.623	12.177	134.402	5	Danmark	Superbike
40	848	Kim Skovholm	0	2:38.929	12.483	134.143	5	Danmark	no class

Thursday

Slovakiaring 5.922 Km

Blue 1600-1620

4/17/2014 16:00

Qualifying started at 16:01:11

Pos	No.	Name	Points	Best Tm	Diff	Best Speed	In Lap	Nat/State	Class
41	788	Stig Bundgaard	0	2:39.333	12.887	133.803	2	Danmark	Superbike
42	9996	TBA TBA	0	2:39.669	13.223	133.521	5		no class
43	237	Christoffer Sikjær Christia	0	2:39.753	13.307	133.451	4	Danmark	Supersport
44	646	Rene Larfort	0	2:40.230	13.784	133.054	6	Danmark	Superbike
45	65	Peter Olsen	0	2:40.972	14.526	132.440	2	Danmark	no class
46	469	Anders Holmgaard	0	2:41.126	14.680	132.314	3	Danmark	Supersport
47	474	Lars Gadekær	0	2:41.530	15.084	131.983	3	Danmark	Supersport
48	707	Allan Brandt	0	2:41.908	15.462	131.675	4	Danmark	Supersport
49	84	Tony Paukku	0	2:42.188	15.742	131.447	3	Sverige	Superbike
50	155	Tor Arne Kiil	0	2:42.277	15.831	131.375	3	Sverige	Pro-Supersport
51	78	Bengt Börjesson	0	2:43.485	17.039	130.405	5	Sverige	Superbike
52	154	Charbel Gendi mangler be	0	2:43.846	17.400	130.117	5	Sweden	no class
53	458	Michael Holst	0	2:43.847	17.401	130.117	6	Sverige	Superbike
54	350	Brian Rossing	0	2:44.630	18.184	129.498	2	Danmark	no class
55	710	Morten Lomholt	0	2:44.964	18.518	129.235	3	Danmark	Superbike
56	465	Johnny Nordman	0	2:45.865	19.419	128.533	3	Sverige	no class
57	160	Jack Hulstrøm	0	2:45.996	19.550	128.432	4	Danmark	Supersport
58	541	Pelle Lundberg	0	2:46.013	19.567	128.419	6	Sverige	Superbike
59	67	George Fratilesco	0	2:46.935	20.489	127.710	2	Danmark	Supersport
60	59	Billy Nilsson	0	2:46.994	20.548	127.664	3	Sverige	Superbike
61	163	Klaus Mikkelsen	0	2:47.852	21.406	127.012	4	Danmark	Supersport
62	491	Magnus Lindberg	0	2:48.325	21.879	126.655	2	Sverige	Superbike
63	169	Robert Persson	0	2:48.742	22.296	126.342	2	Sverige	Superbike
64	277	Anders Nørgaard	0	2:49.742	23.296	125.598	2	Danmark	Superbike
65	497	Florian Neudecker	0	2:52.492	26.046	123.595	3	Germany	Superbike
66	77	Charlotte Elmhed	0	2:54.190	27.744	122.390	3	Sverige	Superbike
67	334	Robin Lundberg	0	2:54.813	28.367	121.954	2	Sverige	Supersport
68	158	Jan Toft	0	3:01.275	34.829	117.607	5	Danmark	Superbike
69	355	Dorte Pedersen	0	3:13.730	47.284	110.046	4	Danmark	Supersport
70	188	Casper Nørgaard	0	3:15.963	49.517	108.792	2	Danmark	no class
71	116	Lars Ole Pedersen	0	3:16.924	50.478	108.261	4	Danmark	no class
72	221	Michael Kidde Danielsen	0			-	0	Danmark	Superbike




Thursday

Blue 1720-1740

Qualifying started at 17:21:36

Slovakiaring 5.922 Km

4/17/2014 17:20



Lap	Lap Tm	Diff	Time of Day
<b>(381) Benjamin Sørensen</b>			
1			17:24:15.000
2	2:27.515	+4.060	17:26:42.515
3	2:29.494	+6.039	17:29:12.009
4	2:24.006	+0.551	17:31:36.015
5	2:24.034	+0.579	17:34:00.049
6	<b>2:23.455</b>		17:36:23.504

Lap	Lap Tm	Diff	Time of Day
<b>(150) Jonas Dahlgren</b>			
1			17:22:39.517
2	2:28.281	+1.962	17:25:07.798
3	2:28.308	+1.989	17:27:36.106
4	2:26.922	+0.603	17:30:03.028
5	<b>2:26.319</b>		17:32:29.347
6	2:27.982	+1.663	17:34:57.329
7	2:26.678	+0.359	17:37:24.007

Lap	Lap Tm	Diff	Time of Day
<b>(327) Dainis Berzins</b>			
1			17:22:43.148
2	2:29.150	+0.619	17:25:12.298
3	2:30.123	+1.592	17:27:42.421
4	<b>2:28.531</b>		17:30:10.952
5	2:31.251	+2.720	17:32:42.203
6	2:31.412	+2.881	17:35:13.615

Lap	Lap Tm	Diff	Time of Day
<b>(800) Arne Hartmann</b>			
1			17:23:17.812
2	2:29.588	+0.912	17:25:47.400
3	2:37.123	+8.447	17:28:24.523
4	2:33.293	+4.617	17:30:57.816
5	<b>2:28.676</b>		17:33:26.492

Lap	Lap Tm	Diff	Time of Day
<b>(69) Karsten Kirk Andersen</b>			
1			17:24:47.437
2	2:31.876	+2.971	17:27:19.313
3	2:31.455	+2.550	17:29:50.768
4	2:32.891	+3.986	17:32:23.659
5	<b>2:28.905</b>		17:34:52.564

Lap	Lap Tm	Diff	Time of Day
<b>(133) "Niko Mäkinen</b>			
1			17:23:20.056
2	2:32.921	+3.729	17:25:52.977
3	2:30.720	+1.528	17:28:23.697
4	2:33.373	+4.181	17:30:57.070
5	<b>2:29.192</b>		17:33:26.262
6	2:30.641	+1.449	17:35:56.903

Lap	Lap Tm	Diff	Time of Day
<b>(427) Fredrik Stendahl</b>			
1			17:26:14.916
2	2:36.154	+6.553	17:28:51.070
3	2:37.011	+7.410	17:31:28.081
4	2:33.358	+3.757	17:34:01.439
5	<b>2:29.601</b>		17:36:31.040

Lap	Lap Tm	Diff	Time of Day
<b>(533) Flemming Hole</b>			
1			17:23:51.879
2	2:32.628	+3.020	17:26:24.507
3	2:32.710	+3.102	17:28:57.217
4	2:31.170	+1.562	17:31:28.387
5	2:31.557	+1.949	17:33:59.944
6	<b>2:29.608</b>		17:36:29.552

Lap	Lap Tm	Diff	Time of Day
<b>(186) Stutz Philipp</b>			
1			17:22:42.029
2	2:31.099	+0.999	17:25:13.128

Lap	Lap Tm	Diff	Time of Day
3	2:30.272	+0.172	17:27:43.400
4	<b>2:30.100</b>		17:30:13.500
5	2:33.937	+3.837	17:32:47.437
6	2:33.513	+3.413	17:35:20.950

Lap	Lap Tm	Diff	Time of Day
<b>(211) Michael Jul Sørensen</b>			
1			17:24:02.812
2	2:32.117	+1.416	17:26:34.929
3	<b>2:30.701</b>		17:29:05.630
4	2:32.592	+1.891	17:31:38.222
5	2:31.346	+0.645	17:34:09.568
6	2:31.940	+1.239	17:36:41.508

Lap	Lap Tm	Diff	Time of Day
<b>(333) Don Wanthanang mangler at betale 2600 for Mantorp</b>			
1			17:22:58.618
2	2:33.547	+2.693	17:25:32.165
3	2:33.806	+2.952	17:28:05.971
4	2:33.256	+2.402	17:30:39.227
5	<b>2:30.854</b>		17:33:10.081
6	2:32.056	+1.202	17:35:42.137

Lap	Lap Tm	Diff	Time of Day
<b>(369) zeljko radetic</b>			
1			17:23:00.750
2	2:34.489	+3.371	17:25:35.239
3	2:34.113	+2.995	17:28:09.352
4	2:32.740	+1.622	17:30:42.092
5	<b>2:31.118</b>		17:33:13.210
6	2:33.635	+2.517	17:35:46.845

Lap	Lap Tm	Diff	Time of Day
<b>(4) Anders Larsen</b>			
1			17:23:54.741
2	2:37.089	+5.774	17:26:31.830
3	2:32.994	+1.679	17:29:04.824
4	2:33.079	+1.764	17:31:37.903
5	<b>2:31.315</b>		17:34:09.218
6	2:32.039	+0.724	17:36:41.257

Lap	Lap Tm	Diff	Time of Day
<b>(622) Peter Klarqvist</b>			
1			17:24:05.898
2	2:34.151	+2.596	17:26:40.049
3	2:42.486	+10.931	17:29:22.535
4	<b>2:31.555</b>		17:31:54.090
5	2:35.694	+4.139	17:34:29.784
6	2:34.744	+3.189	17:37:04.528

Lap	Lap Tm	Diff	Time of Day
<b>(237) Christoffer Sikjær Christiansen</b>			
1			17:22:47.364
2	2:39.541	+7.915	17:25:26.905
3	2:35.439	+3.813	17:28:02.344
4	2:36.755	+5.129	17:30:39.099
5	<b>2:31.626</b>		17:33:10.725
6	2:35.716	+4.090	17:35:46.441

Lap	Lap Tm	Diff	Time of Day
<b>(6) Rene Jakobsen</b>			
1			17:23:49.076
2	2:32.211	+0.426	17:26:21.287
3	2:32.414	+0.629	17:28:53.701
4	<b>2:31.785</b>		17:31:25.486

Lap	Lap Tm	Diff	Time of Day
<b>(524) ole svendsen</b>			
1			17:23:49.253
2	2:32.137	+0.339	17:26:21.390
3	2:32.418	+0.620	17:28:53.808
4	<b>2:31.798</b>		17:31:25.606

Lap	Lap Tm	Diff	Time of Day
<b>(195) Anders Adelbøg</b>			

Lap	Lap Tm	Diff	Time of Day
1			17:23:25.569
2	2:36.432	+3.928	17:26:02.001
3	2:33.816	+1.312	17:28:35.817
4	2:34.088	+1.584	17:31:09.905
5	2:32.780	+0.276	17:33:42.685
6	<b>2:32.504</b>		17:36:15.189

Lap	Lap Tm	Diff	Time of Day
<b>(304) Hans Lindgren</b>			
1			17:29:26.553
2	<b>2:32.517</b>		17:31:59.070
3	2:33.396	+0.879	17:34:32.466
4	2:32.682	+0.165	17:37:05.148

Lap	Lap Tm	Diff	Time of Day
<b>(80) Morten Vejle Christoffersen</b>			
1			17:24:21.459
2	2:39.320	+6.150	17:27:00.779
3	2:36.019	+2.849	17:29:36.798
4	2:38.437	+5.267	17:32:15.235
5	2:37.067	+3.897	17:34:52.302
6	<b>2:33.170</b>		17:37:25.472

Lap	Lap Tm	Diff	Time of Day
<b>(283) Henrik Nielsen</b>			
1			17:22:58.857
2	2:34.135	+0.158	17:25:32.992
3	2:35.986	+2.009	17:28:08.978
4	2:36.289	+2.312	17:30:45.267
5	2:34.513	+0.536	17:33:19.780
6	<b>2:33.977</b>		17:35:53.757

Lap	Lap Tm	Diff	Time of Day
<b>(250) Harly Bregendahl</b>			
1			17:23:00.039
2	<b>2:34.139</b>		17:25:34.178
3	2:36.487	+2.348	17:28:10.665

Lap	Lap Tm	Diff	Time of Day
<b>(917) Flemming Vesterlund</b>			
1			17:24:04.647
2	<b>2:34.151</b>		17:26:38.798
3	2:36.378	+2.227	17:29:15.176
4	5:50.465	+3:16.314	17:35:05.641

Lap	Lap Tm	Diff	Time of Day
<b>(198) Michael Vestergaard</b>			
1			17:22:53.893
2	2:37.562	+3.339	17:25:31.455
3	2:36.254	+2.031	17:28:07.709
4	2:35.899	+1.676	17:30:43.608
5	2:34.803	+0.580	17:33:18.411
6	<b>2:34.223</b>		17:35:52.634

Lap	Lap Tm	Diff	Time of Day
<b>(51) Mikkel Bay</b>			
1			17:23:00.433
2	<b>2:34.326</b>		17:25:34.759
3	2:34.330	+0.004	17:28:09.089

Lap	Lap Tm	Diff	Time of Day
<b>(84) Tony Pauku</b>			
1			17:22:51.273
2	2:35.268	+0.737	17:25:26.541
3	<b>2:34.531</b>		17:28:01.072

Lap	Lap Tm	Diff	Time of Day
<b>(131) Seppo Pauku</b>			
1			17:23:30.367
2	2:36.477	+1.925	17:26:06.844
3	2:36.359	+1.807	17:28:43.203
4	<b>2:34.552</b>		17:31:17.755
5	2:35.522	+0.970	17:33:53.277
6	2:34.881	+0.329	17:36:28.158

Thursday

Slovakiaring 5.922 Km

Blue 1720-1740

4/17/2014 17:20

Qualifying started at 17:21:36

Lap	Lap Tm	Diff	Time of Day
<b>(444) Kenneth Fruensgaard</b>			
1			17:24:38.597
2	2:40.265	+5.495	17:27:18.862
3	2:41.960	+7.190	17:30:00.822
4	2:36.629	+1.859	17:32:37.451
5	<b>2:34.770</b>		17:35:12.221

Lap	Lap Tm	Diff	Time of Day
<b>(646) Rene Larfort</b>			
1			17:23:00.260
2	2:43.410	+8.548	17:25:43.670
3	2:40.625	+5.763	17:28:24.295
4	2:39.679	+4.817	17:31:03.974
5	2:39.771	+4.909	17:33:43.745
6	<b>2:34.862</b>		17:36:18.607

Lap	Lap Tm	Diff	Time of Day
<b>(707) Allan Brandt</b>			
1			17:24:02.617
2	2:35.639	+0.292	17:26:38.256
3	2:39.531	+4.184	17:29:17.787
4	<b>2:35.347</b>		17:31:53.134

Lap	Lap Tm	Diff	Time of Day
<b>(64) Frank Pedersen</b>			
1			17:27:08.101
2	<b>2:35.443</b>		17:29:43.544

Lap	Lap Tm	Diff	Time of Day
<b>(9996) TBA TBA</b>			
1			17:27:08.982
2	<b>2:36.011</b>		17:29:44.993
3	2:38.370	+2.359	17:32:23.363

Lap	Lap Tm	Diff	Time of Day
<b>(788) Stig Bundgaard</b>			
1			17:22:51.745
2	2:36.987	+0.143	17:25:28.732
3	<b>2:36.844</b>		17:28:05.576
4	2:37.582	+0.738	17:30:43.158
5	2:37.260	+0.416	17:33:20.418
6	2:37.648	+0.804	17:35:58.066

Lap	Lap Tm	Diff	Time of Day
<b>(68) John Myrup</b>			
1			17:23:19.437
2	2:41.925	+4.605	17:26:01.362
3	<b>2:37.320</b>		17:28:38.682
4	2:39.364	+2.044	17:31:18.046
5	2:39.273	+1.953	17:33:57.319
6	2:37.981	+0.661	17:36:35.300

Lap	Lap Tm	Diff	Time of Day
<b>(544) Michael Boll</b>			
1			17:24:28.651
2	2:42.121	+3.678	17:27:10.772
3	2:39.529	+1.086	17:29:50.301
4	2:40.817	+2.374	17:32:31.118
5	<b>2:38.443</b>		17:35:09.561

Lap	Lap Tm	Diff	Time of Day
<b>(172) Lasse Mølskov</b>			
1			17:23:18.655
2	2:44.719	+5.059	17:26:03.374
3	<b>2:39.660</b>		17:28:43.034
4	2:41.255	+1.595	17:31:24.289
5	2:41.538	+1.878	17:34:05.827
6	2:42.225	+2.565	17:36:48.052

Lap	Lap Tm	Diff	Time of Day
<b>(469) Anders Holmgaard</b>			
1			17:23:05.627
2	2:43.753	+3.911	17:25:49.380
3	<b>2:39.842</b>		17:28:29.222
4	2:41.146	+1.304	17:31:10.368

Lap	Lap Tm	Diff	Time of Day
<b>(491) Magnus Lindberg</b>			
1			17:24:58.614
2	<b>2:40.236</b>		17:27:38.850
3	2:40.948	+0.712	17:30:19.798
4	2:42.935	+2.699	17:33:02.733

Lap	Lap Tm	Diff	Time of Day
<b>(94) Peter Asmussen</b>			
1			17:24:58.290
2	2:56.887	+16.191	17:27:55.177
3	2:43.826	+3.130	17:30:39.003
4	<b>2:40.696</b>		17:33:19.699
5	2:41.411	+0.715	17:36:01.110

Lap	Lap Tm	Diff	Time of Day
<b>(474) Lars Gadekær</b>			
1			17:24:26.823
2	2:50.163	+8.646	17:27:16.986
3	2:43.399	+1.882	17:30:00.385
4	<b>2:41.517</b>		17:32:41.902
5	2:42.515	+0.998	17:35:24.417

Lap	Lap Tm	Diff	Time of Day
<b>(163) Klaus Mikkelsen</b>			
1			17:24:26.055
2	2:52.435	+8.710	17:27:18.490
3	2:46.609	+2.884	17:30:05.099
4	<b>2:43.725</b>		17:32:48.824
5	2:44.437	+0.712	17:35:33.261

Lap	Lap Tm	Diff	Time of Day
<b>(710) Morten Lomholt</b>			
1			17:23:53.714
2	<b>2:44.245</b>		17:26:37.959
3	2:50.012	+5.767	17:29:27.971
4	2:49.389	+5.144	17:32:17.360
5	2:47.689	+3.444	17:35:05.049

Lap	Lap Tm	Diff	Time of Day
<b>(497) Florian Neudecker</b>			
1			17:24:19.501
2	2:45.257	+0.212	17:27:04.758
3	<b>2:45.045</b>		17:29:49.803

Lap	Lap Tm	Diff	Time of Day
<b>(67) George Fratilesco</b>			
1			17:24:05.936
2	<b>2:45.429</b>		17:26:51.365
3	2:47.899	+2.470	17:29:39.264
4	2:46.222	+0.793	17:32:25.486
5	2:46.586	+1.157	17:35:12.072

Lap	Lap Tm	Diff	Time of Day
<b>(515) Jonas Husted</b>			
1			17:23:25.545
2	2:47.121	+1.061	17:26:12.666
3	<b>2:46.060</b>		17:28:58.726
4	2:47.543	+1.483	17:31:46.269

Lap	Lap Tm	Diff	Time of Day
<b>(458) Michael Holst</b>			
1			17:23:11.388
2	2:49.616	+1.093	17:26:01.004
3	2:50.569	+2.046	17:28:51.573
4	2:49.220	+0.697	17:31:40.793
5	<b>2:48.523</b>		17:34:29.316
6	2:51.503	+2.980	17:37:20.819

Lap	Lap Tm	Diff	Time of Day
<b>(541) Pelle Lundberg</b>			
1			17:23:48.646
2	2:49.186	+0.016	17:26:37.832
3	2:49.504	+0.334	17:29:27.336
4	<b>2:49.170</b>		17:32:16.506

Lap	Lap Tm	Diff	Time of Day
<b>(334) Robin Lundberg</b>			
1			17:23:47.423
2	2:54.321	+0.014	17:26:41.744
3	<b>2:54.307</b>		17:29:36.051
4	2:54.757	+0.450	17:32:30.808

Lap	Lap Tm	Diff	Time of Day
<b>(158) Jan Toft</b>			
1			17:23:18.178
2	<b>2:57.376</b>		17:26:15.554

Lap	Lap Tm	Diff	Time of Day
<b>(77) Charlotte Elmhed</b>			
1			17:24:56.543
2	<b>3:05.515</b>		17:28:02.058
3	6:56.467	+3:50.952	17:34:58.525

Lap	Lap Tm	Diff	Time of Day
<b>(188) Casper Nørgaard</b>			
1			17:24:50.683
2	3:10.917	+3.803	17:28:01.600
3	<b>3:07.114</b>		17:31:08.714
4	3:07.554	+0.440	17:34:16.268
5	3:07.284	+0.170	17:37:23.552

Lap	Lap Tm	Diff	Time of Day
<b>(116) Lars Ole Pedersen</b>			
1			17:24:56.318
2	3:22.537	+3.539	17:28:18.855
3	3:19.086	+0.088	17:31:37.941
4	<b>3:18.998</b>		17:34:56.939

Thursday

Slovakiaring 5.922 Km

Blue 1720-1740

4/17/2014 17:20

Qualifying started at 17:21:36

Pos	No.	Name	Points	Best Tm	Diff	Best Speed	In Lap	Nat/State	Class
1	381	Benjamin Sørensen	0	2:23.455		148.612	6	Danmark	Superbike
2	150	Jonas Dahlgren	0	2:26.319	2.864	145.704	5	Sverige	Superbike
3	327	Dainis Berzins	0	2:28.531	5.076	143.534	4	Latvia	Superbike
4	800	Arne Hartmann	0	2:28.676	5.221	143.394	5	Danmark	Superbike
5	69	Karsten Kirk Andersen	0	2:28.905	5.450	143.173	5	Danmark	Superbike
6	133	"NikoMäkinen	0	2:29.192	5.737	142.898	5	Finland	Pro-Superbike
7	427	Fredrik Stendahl	0	2:29.601	6.146	142.507	5	Danmark	Superbike
8	533	Flemming Hole	0	2:29.608	6.153	142.500	6	Danmark	Superbike
9	186	Stutz Philipp	0	2:30.100	6.645	142.033	4	?	no class
10	211	Michael Jul Sørensen	0	2:30.701	7.246	141.467	3	Danmark	Supersport
11	333	Don Wanthanang mangle	0	2:30.854	7.399	141.323	5	Danmark	Supersport
12	369	zeljko radetic	0	2:31.118	7.663	141.077	5	Sverige	Pro-Supersport
13	4	Anders Larsen	0	2:31.315	7.860	140.893	5	Danmark	Superbike
14	622	Peter Klarqvist	0	2:31.555	8.100	140.670	4	Sverige	Superbike
15	237	Christoffer Sikjær Christia	0	2:31.626	8.171	140.604	5	Danmark	Supersport
16	6	Rene Jakobsen	0	2:31.785	8.330	140.457	4	Danmark	Supersport
17	524	ole svendsen	0	2:31.798	8.343	140.445	4	Danmark	Supersport
18	195	Anders Adelbøg	0	2:32.504	9.049	139.794	6	Danmark	Supersport
19	304	Hans Lindgren	0	2:32.517	9.062	139.782	2	Sverige	Superbike
20	80	Morten Vejle Christofferse	0	2:33.170	9.715	139.187	6	Danmark	Superbike
21	283	Henrik Nielsen	0	2:33.977	10.522	138.457	6	Danmark	Supersport
22	250	Harly Bregendahl	0	2:34.139	10.684	138.312	2	Danmark	Supersport
23	917	Flemming Vesterlund	0	2:34.151	10.696	138.301	2	Danmark	Superbike
24	198	Michael Vestergaard	0	2:34.223	10.768	138.236	6	Danmark	Supersport
25	51	Mikkel Bay	0	2:34.326	10.871	138.144	2	Danmark	Supersport
26	84	Tony Paukku	0	2:34.531	11.076	137.961	3	Sverige	Superbike
27	131	Seppo Paukku	0	2:34.552	11.097	137.942	4	Finland	no class
28	444	Kenneth Fruensgaard	0	2:34.770	11.315	137.748	5	Danmark	Superbike
29	646	Rene Larfort	0	2:34.862	11.407	137.666	6	Danmark	Superbike
30	707	Allan Brandt	0	2:35.347	11.892	137.236	4	Danmark	Supersport
31	64	Frank Pedersen	0	2:35.443	11.988	137.151	2		Pro-Superbike
32	9996	TBA TBA	0	2:36.011	12.556	136.652	2		no class
33	788	Stig Bundgaard	0	2:36.844	13.389	135.926	3	Danmark	Superbike
34	68	John Myrup	0	2:37.320	13.865	135.515	3	Danmark	Supersport
35	544	Michael Boll	0	2:38.443	14.988	134.554	5	Danmark	Supersport
36	172	Lasse Mølskov	0	2:39.660	16.205	133.529	3	Danmark	Superbike
37	469	Anders Holmgaard	0	2:39.842	16.387	133.377	3	Danmark	Supersport
38	491	Magnus Lindberg	0	2:40.236	16.781	133.049	2	Sverige	Superbike
39	94	Peter Asmussen	0	2:40.696	17.241	132.668	4	Danmark	Superbike
40	474	Lars Gadekær	0	2:41.517	18.062	131.994	4	Danmark	Supersport

Thursday

Slovakiaring 5.922 Km

Blue 1720-1740

4/17/2014 17:20

Qualifying started at 17:21:36

Pos	No.	Name	Points	Best Tm	Diff	Best Speed	In Lap	Nat/State	Class
41	163	Klaus Mikkelsen	0	2:43.725	20.270	130.213	4	Danmark	Supersport
42	710	Morten Lomholt	0	2:44.245	20.790	129.801	2	Danmark	Superbike
43	497	Florian Neudecker	0	2:45.045	21.590	129.172	3	Germany	Superbike
44	67	George Fratilesco	0	2:45.429	21.974	128.872	2	Danmark	Supersport
45	515	Jonas Husted	0	2:46.060	22.605	128.383	3	Danmark	Supersport
46	458	Michael Holst	0	2:48.523	25.068	126.506	5	Sverige	Superbike
47	541	Pelle Lundberg	0	2:49.170	25.715	126.022	4	Sverige	Superbike
48	334	Robin Lundberg	0	2:54.307	30.852	122.308	3	Sverige	Supersport
49	158	Jan Toft	0	2:57.376	33.921	120.192	2	Danmark	Superbike
50	77	Charlotte Elmhed	0	3:05.515	42.060	114.919	2	Sverige	Superbike
51	188	Casper Nørgaard	0	3:07.114	43.659	113.937	3	Danmark	no class
52	116	Lars Ole Pedersen	0	3:18.998	55.543	107.133	4	Danmark	no class