

Asserballe


Saturday

Yellow (13:10)

Qualifying started at 13:10:18

Asserballe 0.765 km

5/10/2014 13:10



Lap	Lap Tm	Diff	Time of Day
(95) Simon Østergaard Jensen			
1			13:11:09.249
2	56.497	+5.036	13:12:05.746
3	56.824	+5.363	13:13:02.570
4	54.640	+3.179	13:13:57.210
5	54.609	+3.148	13:14:51.819
6	55.538	+4.077	13:15:47.357
7	54.379	+2.918	13:16:41.736
8	56.310	+4.849	13:17:38.046
9	58.946	+7.485	13:18:36.992
10	55.434	+3.973	13:19:32.426
11	54.493	+3.032	13:20:26.919
12	52.434	+0.973	13:21:19.353
13	53.100	+1.639	13:22:12.453
14	55.843	+4.382	13:23:08.296
15	53.551	+2.090	13:24:01.847
16	52.222	+0.761	13:24:54.069
17	52.304	+0.843	13:25:46.373
18	54.695	+3.234	13:26:41.068
19	51.461		13:27:32.529
20	51.652	+0.191	13:28:24.181

Lap	Lap Tm	Diff	Time of Day
(97) stig hjartvar olsen			
1			13:16:08.760
2	55.143	+3.408	13:17:03.903
3	53.936	+2.201	13:17:57.839
4	53.198	+1.463	13:18:51.037
5	53.621	+1.886	13:19:44.658
6	52.075	+0.340	13:20:36.733
7	54.306	+2.571	13:21:31.039
8	52.454	+0.719	13:22:23.493
9	53.809	+2.074	13:23:17.302
10	54.421	+2.686	13:24:11.723
11	53.656	+1.921	13:25:05.379
12	51.735		13:25:57.114
13	52.333	+0.598	13:26:49.447
14	52.044	+0.309	13:27:41.491
15	56.330	+4.595	13:28:37.821

Lap	Lap Tm	Diff	Time of Day
(49) Magnus Cornelisen			
1			13:12:36.160
2	2:09.545	+1:17.028	13:14:45.705
3	55.623	+3.106	13:15:41.328
4	55.933	+3.416	13:16:37.261
5	55.730	+3.213	13:17:32.991
6	53.432	+0.915	13:18:26.423
7	54.096	+1.579	13:19:20.519
8	53.021	+0.504	13:20:13.540
9	52.875	+0.358	13:21:06.415
10	54.003	+1.486	13:22:00.418
11	56.212	+3.695	13:22:56.630
12	52.831	+0.314	13:23:49.461
13	53.130	+0.613	13:24:42.591
14	52.517		13:25:35.108
15	52.740	+0.223	13:26:27.848
16	53.823	+1.306	13:27:21.671
17	53.679	+1.162	13:28:15.350

Lap	Lap Tm	Diff	Time of Day
(7) Ari Richter			
1			13:11:13.434

Lap	Lap Tm	Diff	Time of Day
2	1:03.347	+10.680	13:12:16.781
3	59.808	+7.141	13:13:16.589
4	58.025	+5.358	13:14:14.614
5	56.774	+4.107	13:15:11.388
6	55.669	+3.002	13:16:07.057
7	56.536	+3.869	13:17:03.593
8	55.145	+2.478	13:17:58.738
9	54.635	+1.968	13:18:53.373
10	56.320	+3.653	13:19:49.693
11	54.554	+1.887	13:20:44.247
12	54.478	+1.811	13:21:38.725
13	56.197	+3.530	13:22:34.922
14	57.698	+5.031	13:23:32.620
15	52.667		13:24:25.287
16	53.855	+1.188	13:25:19.142
17	1:05.464	+12.797	13:26:24.606

Lap	Lap Tm	Diff	Time of Day
(38) Jesper Larsen			
1			13:16:22.181
2	1:01.485	+8.772	13:17:23.666
3	55.592	+2.879	13:18:19.258
4	56.734	+4.021	13:19:15.992
5	54.289	+1.576	13:20:10.281
6	54.707	+1.994	13:21:04.988
7	53.847	+1.134	13:21:58.835
8	56.913	+4.200	13:22:55.748
9	53.256	+0.543	13:23:49.004
10	57.424	+4.711	13:24:46.428
11	53.066	+0.353	13:25:39.494
12	52.713		13:26:32.207
13	56.344	+3.631	13:27:28.551
14	53.300	+0.587	13:28:21.851

Lap	Lap Tm	Diff	Time of Day
(90) Alexander Nørgaard			
1			13:15:04.663
2	56.536	+3.523	13:16:01.199
3	56.391	+3.378	13:16:57.590
4	54.433	+1.420	13:17:52.023
5	58.655	+5.642	13:18:50.678
6	54.513	+1.500	13:19:45.191
7	53.013		13:20:38.204
8	57.108	+4.095	13:21:35.312
9	54.183	+1.170	13:22:29.495
10	54.947	+1.934	13:23:24.442
11	53.859	+0.846	13:24:18.301
12	53.493	+0.480	13:25:11.794
13	53.655	+0.642	13:26:05.449
14	53.370	+0.357	13:26:58.819
15	54.657	+1.644	13:27:53.476

Lap	Lap Tm	Diff	Time of Day
(318) Morten Hapæhl			
1			13:12:34.297
2	1:04.689	+11.324	13:13:38.986
3	1:02.543	+9.178	13:14:41.529
4	59.476	+6.111	13:15:41.005
5	58.842	+5.477	13:16:39.847
6	57.987	+4.622	13:17:37.834
7	58.115	+4.750	13:18:35.949
8	56.273	+2.908	13:19:32.222
9	55.148	+1.783	13:20:27.370
10	57.281	+3.916	13:21:24.651

Lap	Lap Tm	Diff	Time of Day
11	55.740	+2.375	13:22:20.391
12	55.865	+2.500	13:23:16.256
13	55.219	+1.854	13:24:11.475
14	53.693	+0.328	13:25:05.168
15	53.949	+0.584	13:25:59.117
16	53.365		13:26:52.482
17	58.502	+5.137	13:27:50.984

Lap	Lap Tm	Diff	Time of Day
(9) Danny Vingé Thuesen			
1			13:14:45.670
2	59.374	+5.829	13:15:45.044
3	59.358	+5.813	13:16:44.402
4	57.911	+4.366	13:17:42.313
5	56.362	+2.817	13:18:38.675
6	58.319	+4.774	13:19:36.994
7	56.969	+3.424	13:20:33.963
8	57.179	+3.634	13:21:31.142
9	57.648	+4.103	13:22:28.790
10	55.376	+1.831	13:23:24.166
11	54.644	+1.099	13:24:18.810
12	54.363	+0.818	13:25:13.173
13	55.076	+1.531	13:26:08.249
14	54.019	+0.474	13:27:02.268
15	53.545		13:27:55.813
16	53.827	+0.282	13:28:49.640

Lap	Lap Tm	Diff	Time of Day
(75) Peter Østerberg			
1			13:15:05.243
2	56.682	+3.102	13:16:01.925
3	56.226	+2.646	13:16:58.151
4	54.844	+1.264	13:17:52.995
5	58.432	+4.852	13:18:51.427
6	57.552	+3.972	13:19:48.979
7	55.295	+1.715	13:20:44.274
8	56.215	+2.635	13:21:40.489
9	55.889	+2.309	13:22:36.378
10	58.765	+5.185	13:23:35.143
11	55.130	+1.550	13:24:30.273
12	54.195	+0.615	13:25:24.468
13	55.735	+2.155	13:26:20.203
14	53.580		13:27:13.783
15	54.125	+0.545	13:28:07.908
16	53.803	+0.223	13:29:01.711

Lap	Lap Tm	Diff	Time of Day
(48) Dennis Nielsen			
1			13:11:14.937
2	59.544	+5.743	13:12:14.481
3	56.748	+2.947	13:13:11.229
4	58.677	+4.876	13:14:09.906
5	1:00.234	+6.433	13:15:10.140
6	56.136	+2.335	13:16:06.276
7	56.663	+2.862	13:17:02.939
8	54.610	+0.809	13:17:57.549
9	55.276	+1.475	13:18:52.825
10	56.422	+2.621	13:19:49.247
11	53.801		13:20:43.048
12	55.000	+1.199	13:21:38.048
13	3:15.730	+2:21.929	13:24:53.778
14	1:00.709	+6.908	13:25:54.487
15	1:03.408	+9.607	13:26:57.895
16	57.734	+3.933	13:27:55.629

Asserballe


Saturday

Yellow (13:10)

Qualifying started at 13:10:18

Asserballe 0.765 km

5/10/2014 13:10



Lap	Lap Tm	Diff	Time of Day
17	1:00.338	+6.537	13:28:55.967
(79) Marc Holm Greve			
1			13:14:46.541
2	59.965	+6.105	13:15:46.506
3	59.693	+5.833	13:16:46.199
4	58.969	+5.109	13:17:45.168
5	55.340	+1.480	13:18:40.508
6	56.648	+2.788	13:19:37.156
7	57.298	+3.438	13:20:34.454
8	57.462	+3.602	13:21:31.916
9	57.694	+3.834	13:22:29.610
10	57.132	+3.272	13:23:26.742
11	55.355	+1.495	13:24:22.097
12	58.644	+4.784	13:25:20.741
13	54.631	+0.771	13:26:15.372
14	55.183	+1.323	13:27:10.555
15	53.860		13:28:04.415
16	55.763	+1.903	13:29:00.178
(53) Lars Christensen			
1			13:11:15.415
2	1:09.153	+15.075	13:12:24.568
3	1:04.790	+10.712	13:13:29.358
4	1:04.157	+10.079	13:14:33.515
5	1:03.374	+9.296	13:15:36.889
6	1:00.077	+5.999	13:16:36.966
7	59.569	+5.491	13:17:36.535
8	58.502	+4.424	13:18:35.037
9	59.111	+5.033	13:19:34.148
10	57.772	+3.694	13:20:31.920
11	59.043	+4.965	13:21:30.963
12	57.196	+3.118	13:22:28.159
13	57.880	+3.802	13:23:26.039
14	55.569	+1.491	13:24:21.608
15	57.266	+3.188	13:25:18.874
16	54.718	+0.640	13:26:13.592
17	55.360	+1.282	13:27:08.952
18	54.078		13:28:03.030
19	56.568	+2.490	13:28:59.598
(99) Dennis Krogh			
1			13:11:06.992
2	55.641	+1.461	13:12:02.633
3	54.907	+0.727	13:12:57.540
4	54.180		13:13:51.720
5	58.288	+4.108	13:14:50.008
6	57.246	+3.066	13:15:47.254
7	57.240	+3.060	13:16:44.494
8	59.517	+5.337	13:17:44.011
9	55.198	+1.018	13:18:39.209
10	57.691	+3.511	13:19:36.900
11	55.687	+1.507	13:20:32.587
12	54.862	+0.682	13:21:27.449
13	55.874	+1.694	13:22:23.323
14	55.995	+1.815	13:23:19.318
15	55.971	+1.791	13:24:15.289
16	55.000	+0.820	13:25:10.289
17	55.012	+0.832	13:26:05.301
18	1:12.989	+18.809	13:27:18.290
19	56.023	+1.843	13:28:14.313

Lap	Lap Tm	Diff	Time of Day
(43) Richard Møller			
1			13:13:49.741
2	59.710	+5.509	13:14:49.451
3	58.604	+4.403	13:15:48.055
4	1:37.057	+42.856	13:17:25.112
5	55.821	+1.620	13:18:20.933
6	56.649	+2.448	13:19:17.582
7	54.566	+0.365	13:20:12.148
8	54.201		13:21:06.349
9	1:02.031	+7.830	13:22:08.380
10	57.708	+3.507	13:23:06.088
11	57.938	+3.737	13:24:04.026
12	55.132	+0.931	13:24:59.158
13	56.406	+2.205	13:25:55.564
14	56.634	+2.433	13:26:52.198
15	54.938	+0.737	13:27:47.136
16	56.672	+2.471	13:28:43.808
(45) Andreas Fokendorfer			
1			13:11:10.612
2	56.381	+1.962	13:12:06.993
3	56.729	+2.310	13:13:03.722
4	54.419		13:13:58.141
5	55.048	+0.629	13:14:53.189
6	55.661	+1.242	13:15:48.850
(333) Sebastian Koch			
1			13:12:35.298
2	1:03.712	+7.192	13:13:39.010
3	58.880	+2.360	13:14:37.890
4	59.668	+3.148	13:15:37.558
5	1:01.909	+5.389	13:16:39.467
6	58.169	+1.649	13:17:37.636
7	59.034	+2.514	13:18:36.670
8	59.896	+3.376	13:19:36.566
9	1:00.215	+3.695	13:20:36.781
10	59.200	+2.680	13:21:35.981
11	59.598	+3.078	13:22:35.579
12	59.060	+2.540	13:23:34.639
13	58.452	+1.932	13:24:33.091
14	56.727	+0.207	13:25:29.818
15	56.520		13:26:26.338
16	59.907	+3.387	13:27:26.245
17	59.055	+2.535	13:28:25.300
(39) Martin Baatz			
1			13:12:36.417
2	1:02.971	+6.177	13:13:39.388
3	1:53.527	+56.733	13:15:32.915
4	8:04.923	+7:08.129	13:23:37.838
5	57.231	+0.437	13:24:35.069
6	59.612	+2.818	13:25:34.681
7	56.794		13:26:31.475
8	57.212	+0.418	13:27:28.687
9	57.002	+0.208	13:28:25.689
(77) Tobias Roth			
1			13:11:09.056
2	1:01.943	+5.032	13:12:10.999
3	1:00.086	+3.175	13:13:11.085

Lap	Lap Tm	Diff	Time of Day
4	1:00.749	+3.838	13:14:11.834
5	1:08.799	+11.888	13:15:20.633
6	1:31.080	+34.169	13:16:51.713
7	58.864	+1.953	13:17:50.577
8	1:00.201	+3.290	13:18:50.778
9	1:00.927	+4.016	13:19:51.705
10	59.035	+2.124	13:20:50.740
11	59.270	+2.359	13:21:50.010
12	59.460	+2.549	13:22:49.470
13	59.546	+2.635	13:23:49.016
14	57.249	+0.338	13:24:46.265
15	57.452	+0.541	13:25:43.717
16	57.384	+0.473	13:26:41.101
17	57.138	+0.227	13:27:38.239
18	56.911		13:28:35.150
(347) Allan Marschall Nielsen			
1			13:12:29.272
2	1:01.157		13:13:30.429
3	1:03.310	+2.153	13:14:33.739
4	1:04.390	+3.233	13:15:38.129
5	1:06.087	+4.930	13:16:44.216
6	1:03.871	+2.714	13:17:48.087
7	1:01.886	+0.729	13:18:49.973
8	1:03.478	+2.321	13:19:53.451
9	1:03.557	+2.400	13:20:57.008
10	1:01.618	+0.461	13:21:58.626
11	1:03.866	+2.709	13:23:02.492
12	1:02.115	+0.958	13:24:04.607
13	1:02.826	+1.669	13:25:07.433
14	1:02.466	+1.309	13:26:09.899
15	1:01.733	+0.576	13:27:11.632
16	1:03.245	+2.088	13:28:14.877
(888) David Rønnow			
1			13:11:21.867
2	2:03.658	+1:00.822	13:13:25.525
3	1:06.581	+3.745	13:14:32.106
4	1:04.793	+1.957	13:15:36.899
5	1:04.998	+2.162	13:16:41.897
6	1:05.885	+3.049	13:17:47.782
7	1:05.384	+2.548	13:18:53.166
8	1:05.675	+2.839	13:19:58.841
9	1:06.300	+3.464	13:21:05.141
10	1:04.406	+1.570	13:22:09.547
11	1:05.881	+3.045	13:23:15.428
12	1:03.110	+0.274	13:24:18.538
13	1:03.638	+0.802	13:25:22.176
14	1:02.836		13:26:25.012
15	1:03.419	+0.583	13:27:28.431
16	1:04.986	+2.150	13:28:33.417
(85) Ann Freja Mørch			
1			13:11:19.187
2	1:10.606	+5.559	13:12:29.793
3	1:08.960	+3.913	13:13:38.753
4	1:11.915	+6.868	13:14:50.668
5	1:07.667	+2.620	13:15:58.335
6	1:11.586	+6.539	13:17:09.921
7	1:05.288	+0.241	13:18:15.209
8	1:06.089	+1.042	13:19:21.298

Asserballe


Saturday

Yellow (13:10)

Qualifying started at 13:10:18

Asserballe 0.765 km

5/10/2014 13:10



Lap	Lap Tm	Diff	Time of Day
9	1:05.047		13:20:26.345
10	1:16.946	+11.899	13:21:43.291

Lap	Lap Tm	Diff	Time of Day
-----	--------	------	-------------

Lap	Lap Tm	Diff	Time of Day
-----	--------	------	-------------